



US00D956652S

(12) **United States Design Patent** (10) **Patent No.:** **US D956,652 S**  
**Li** (45) **Date of Patent:** **\*\* Jul. 5, 2022**

(54) **VEHICLE FLOOR MAT**  
(71) Applicant: **AUTO MATS ZONE, INC.**, Las Vegas, NV (US)  
(72) Inventor: **Zhen Li**, El Monte, CA (US)  
(73) Assignee: **AUTO MATS ZONE, INC.**, Las Vegas, NV (US)  
(\*\*) Term: **15 Years**  
(21) Appl. No.: **29/752,557**  
(22) Filed: **Sep. 28, 2020**  
(51) **LOC (13) Cl.** ..... **12-16**  
(52) **U.S. Cl.**  
USPC ..... **D12/203**  
(58) **Field of Classification Search**  
USPC ..... D12/203, 221; D6/582-586, 592-594  
CPC ..... B60R 13/01; B60N 3/044; B60N 3/04  
See application file for complete search history.

D703,976 S \* 5/2014 Mauro ..... D6/592  
D721,025 S \* 1/2015 Lu ..... D12/203  
D733,022 S \* 6/2015 Chang ..... D12/203  
D734,232 S \* 7/2015 Chang ..... D12/203  
D734,700 S \* 7/2015 Chang ..... D12/203  
D775,043 S \* 12/2016 Lu ..... D12/203  
D783,485 S \* 4/2017 Lu ..... D12/203  
D794,524 S \* 8/2017 Boyce, II ..... D12/203  
D833,358 S \* 11/2018 Lu ..... D12/203  
D877,675 S \* 3/2020 Khamtanh ..... D12/203  
2012/0061990 A1 \* 3/2012 Dirnfeld ..... B32B 25/08  
156/60  
2018/0197460 A1 \* 7/2018 Johnson ..... B60Q 3/80

\* cited by examiner

*Primary Examiner* — Michelle E. Wilson  
*Assistant Examiner* — Clese Moore, Jr.

(74) *Attorney, Agent, or Firm* — Loza & Loza, LLP;  
Derek Yeung

(57) **CLAIM**

I claim the ornamental design for a vehicle floor mat, substantially as shown and described.

**DESCRIPTION**

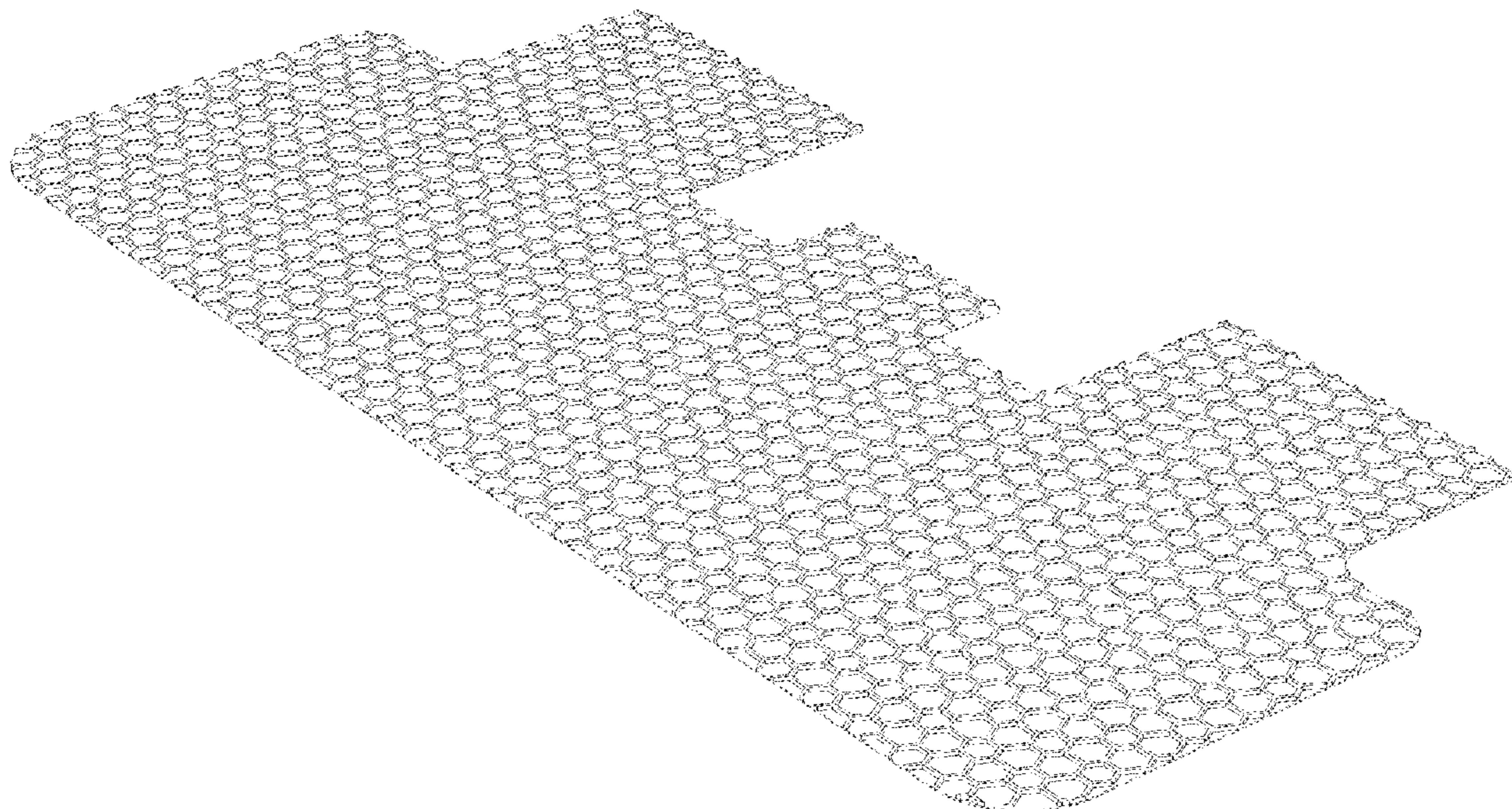
FIG. 1 is a perspective view of a vehicle floor mat. FIG. 2 is a top plan view of the vehicle floor mat of FIG. 1. FIG. 3 is a bottom plan view of the vehicle floor mat of FIG. 1. FIG. 4 is a front elevational view of the vehicle floor mat of FIG. 1. The rear elevational view of the vehicle floor mat of FIG. 1 is substantially the same as FIG. 4; and, FIG. 5 is a right side elevational view of the vehicle floor mat of FIG. 1. The left side elevational view of the vehicle floor mat of FIG. 1 is substantially the same as FIG. 5. The broken lines shown illustrate portions of the vehicle floor mat that form no part of the claimed design.

**1 Claim, 4 Drawing Sheets**

(56) **References Cited**

**U.S. PATENT DOCUMENTS**

3,337,258 A \* 8/1967 Steinberg ..... B60N 3/04  
296/97.23  
D372,011 S \* 7/1996 Tyler ..... D12/203  
D432,477 S \* 10/2000 Gorodetsky ..... D12/203  
D438,152 S \* 2/2001 Hussaini ..... D12/203  
D450,025 S \* 11/2001 Lu ..... D12/203  
D467,854 S \* 12/2002 Takahashi ..... D12/203  
D468,676 S \* 1/2003 Takahashi ..... D12/203  
D469,726 S \* 2/2003 Kraines ..... D12/203  
D577,647 S \* 9/2008 Hsu ..... D12/203  
D626,485 S \* 11/2010 Lu ..... D12/203  
D629,636 S \* 12/2010 Wright ..... A47G 27/0206  
D6/582  
D647,447 S \* 10/2011 Lu ..... D12/203  
D648,252 S \* 11/2011 Yang ..... D12/203  
D701,155 S \* 3/2014 Lu ..... D12/203






FIG. 1

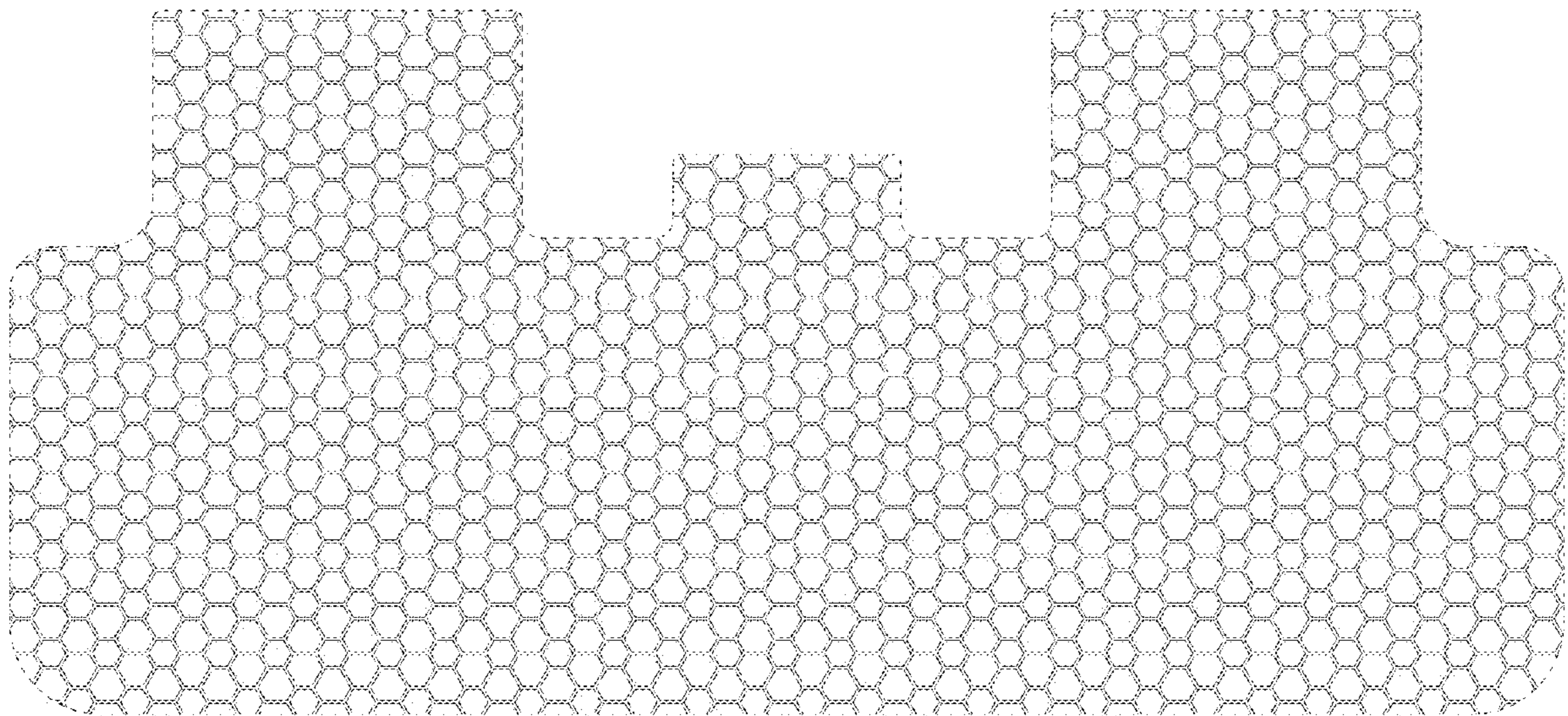


FIG. 2

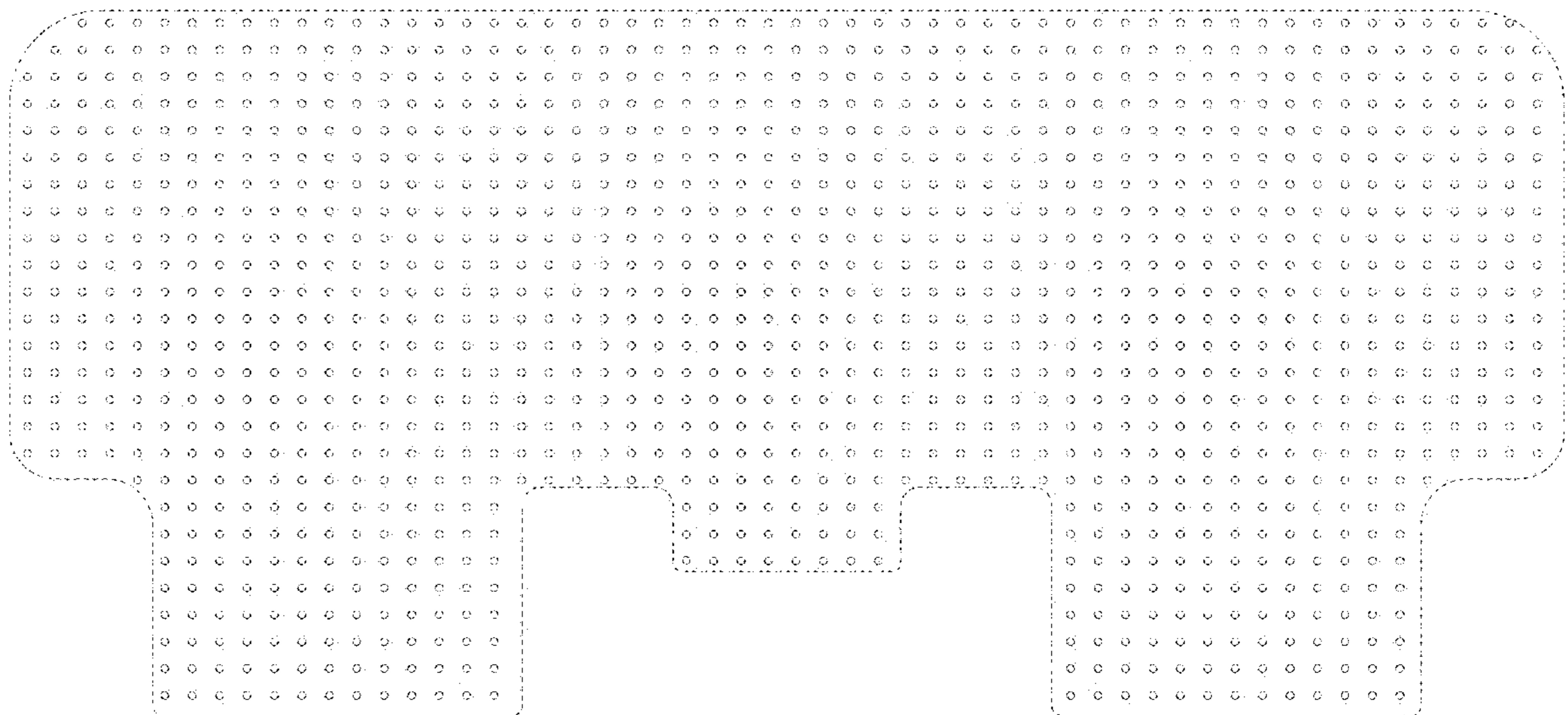
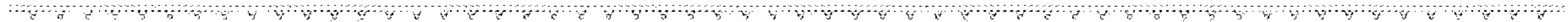
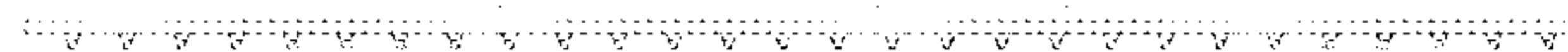


FIG. 3



**FIG. 4**



**FIG. 5**