



US00D956638S

(12) **United States Design Patent**
Andersson

(10) **Patent No.:** **US D956,638 S**

(45) **Date of Patent:** **** Jul. 5, 2022**

(54) **METAL BRAKE SHIM WITH SURFACE HAVING AN APPEARANCE OF CARBON FIBER**

(71) Applicant: **Jonas Andersson**, Kalmar (SE)

(72) Inventor: **Jonas Andersson**, Kalmar (SE)

(73) Assignee: **TRELLEBORG SEALING SOLUTIONS KALMAR AB**, Kalmar (SE)

(**) Term: **15 Years**

(21) Appl. No.: **29/645,047**

(22) Filed: **Apr. 23, 2018**

(51) **LOC (13) Cl.** **12-16**

(52) **U.S. Cl.**
USPC **D12/180**

(58) **Field of Classification Search**
USPC D15/148–149; D12/180, 400; D5/47
CPC F02N 15/043; F16C 2240/26; F01M 2013/0088; F03C 1/004; F04B 2203/0605; F04B 2203/1201; G05B 2219/50044; B60G 2400/37; F16D 2127/007; B60T 2260/06

See application file for complete search history.

(56) **References Cited**

U.S. PATENT DOCUMENTS

D255,232 S *	6/1980	Rinker	D12/180
D337,750 S *	7/1993	Steinke	D12/180
D356,984 S *	4/1995	Steinke	D12/180
D357,444 S *	4/1995	Steinke	D12/180
D357,655 S *	4/1995	Steinke	D12/180
D368,456 S *	4/1996	Steinke	D12/180
D368,458 S *	4/1996	Steinke	D12/180
D368,460 S *	4/1996	Steinke	D12/180
D368,461 S *	4/1996	Steinke	D12/180
D414,942 S *	10/1999	Grosfillex	D5/47
D417,642 S *	12/1999	Ashley, Sr.	D12/180

(Continued)

OTHER PUBLICATIONS

“Ceramic coated alloy brake rotors? Carbon backed brake pads? Oh yeah!” [online]. Tyler Benedict. [Published on Nov. 5, 2018]. Retrieved from the Internet: <<https://bikerumor.com/2018/11/05/ceramic-coated-alloy-brake-rotors-carbon-backed-brake-pads-oh-yeah/>>.*

Primary Examiner — Mojtaba Tehrani

(74) *Attorney, Agent, or Firm* — Gardner Groff & Greenwald, PC

(57) **CLAIM**

The ornamental design for a metal brake shim with surface having an appearance of carbon fiber, as shown and described.

DESCRIPTION

FIG. 1 is a perspective view of a metal brake shim with surface having an appearance of carbon fiber according to a first embodiment of the present design.

FIG. 2 is a top plan view of the metal brake shim with surface having an appearance of carbon fiber design of FIG. 1 (with a bottom view being a mirror image thereof).

FIG. 3 is a perspective view of a metal brake shim with surface having an appearance of carbon fiber according to a second embodiment of the present design

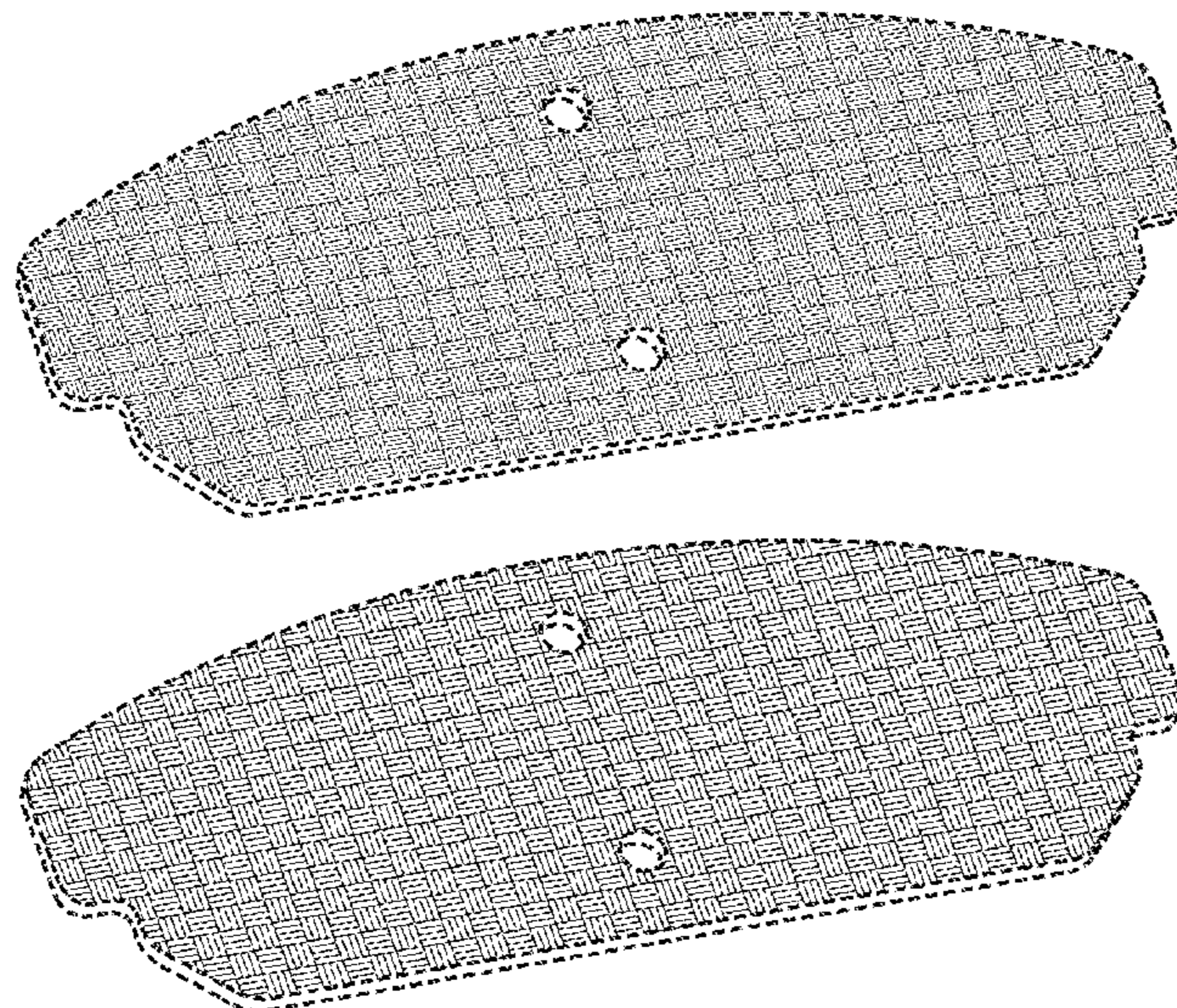
FIG. 4 is a top plan view of the metal brake shim with surface having an appearance of carbon fiber design of FIG. 3 (with a bottom view being a mirror image thereof).

FIG. 5 is a perspective view of a metal brake shim with surface having an appearance of carbon fiber according to a third embodiment of the present design; and,

FIG. 6 is a top plan view of the metal brake shim with surface having an appearance of carbon fiber design of FIG. 5 (with a bottom view being a mirror image thereof).

The broken line in the drawings depicts unclaimed portion of the brake shim only and forms no part of the claimed design.

1 Claim, 3 Drawing Sheets



(56)

References Cited

U.S. PATENT DOCUMENTS

D547,245 S *	7/2007	Sehmer	D12/180
D591,584 S *	5/2009	Kelleghan	D8/356
D614,552 S *	4/2010	Liu	D12/180
D614,553 S *	4/2010	Liu	D12/180
D680,480 S *	4/2013	Magaard	D12/180
D684,906 S *	6/2013	Magaard	D12/180
D686,418 S *	7/2013	Maier	D5/47
D688,609 S *	8/2013	Arbesman	D12/180
D688,610 S *	8/2013	Arbesman	D12/180
D688,996 S *	9/2013	Arbesman	D12/180
D688,997 S *	9/2013	Arbesman	D12/180
D688,998 S *	9/2013	Arbesman	D12/180
D691,075 S *	10/2013	Magaard	D12/180
D694,023 S *	11/2013	Thuma	D5/47
D707,782 S *	6/2014	Burnham	D22/108
D764,987 S *	8/2016	Radhakrishnan	D12/180
D813,812 S *	3/2018	Lin	D13/118
D832,596 S *	11/2018	Nakamura	D5/58
D839,456 S *	1/2019	Salvaggio, Jr.	D26/1
D884,362 S *	5/2020	Murakami	D5/47
2010/0063688 A1 *	3/2010	Hrabal	B60T 8/172 701/48

* cited by examiner

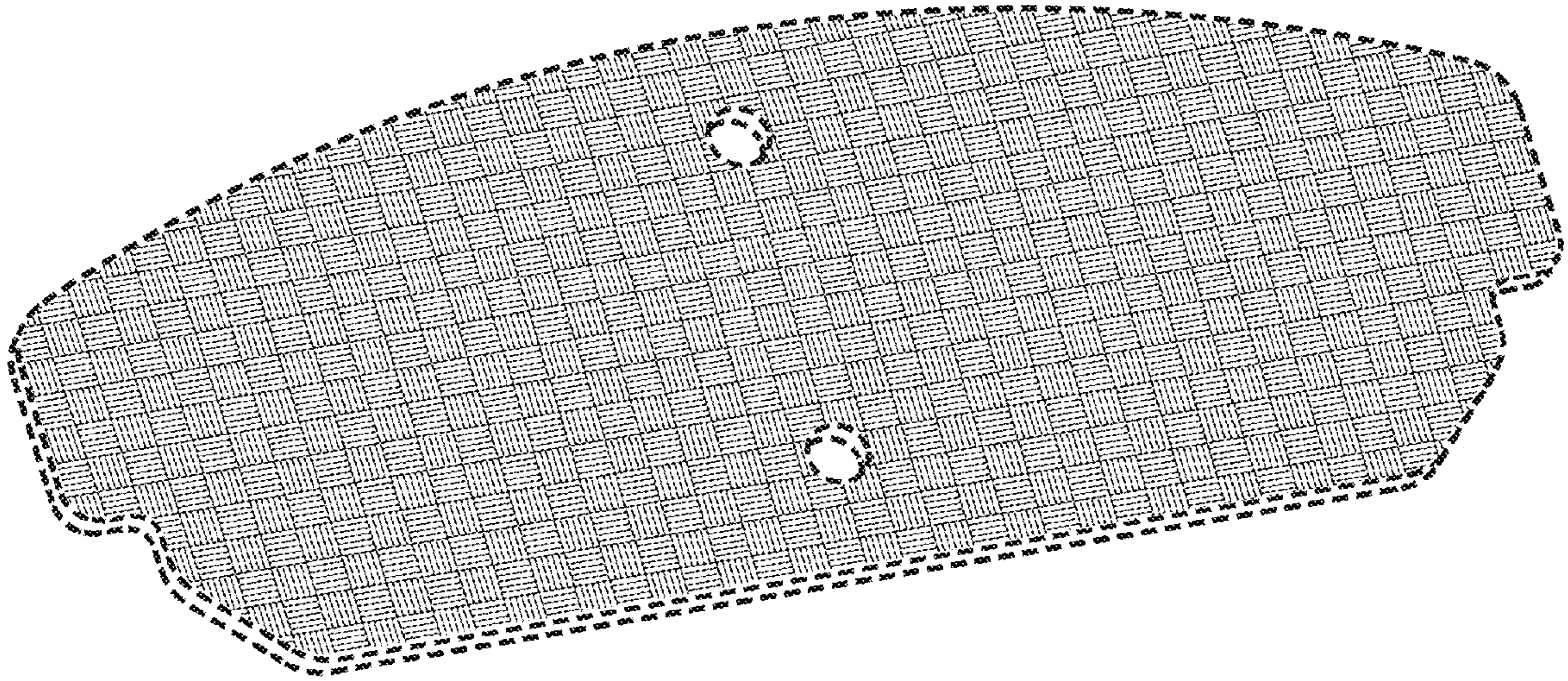


FIG. 1

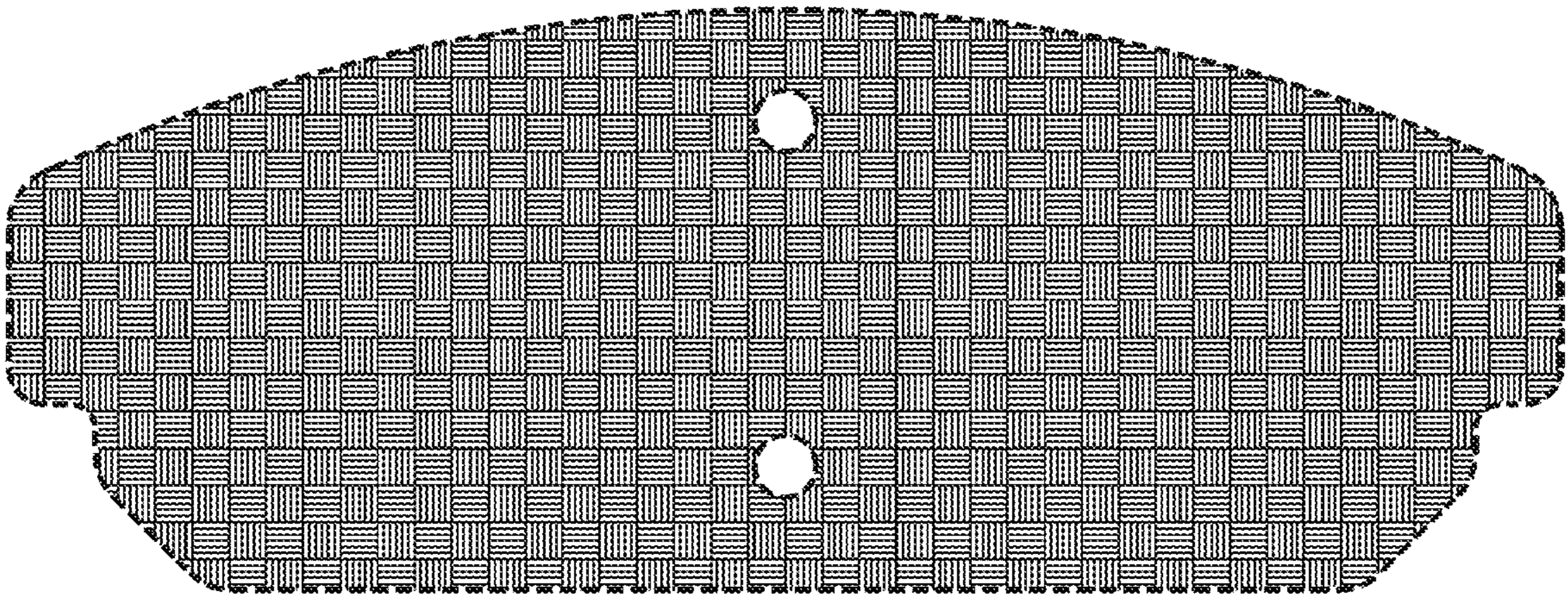


FIG. 2

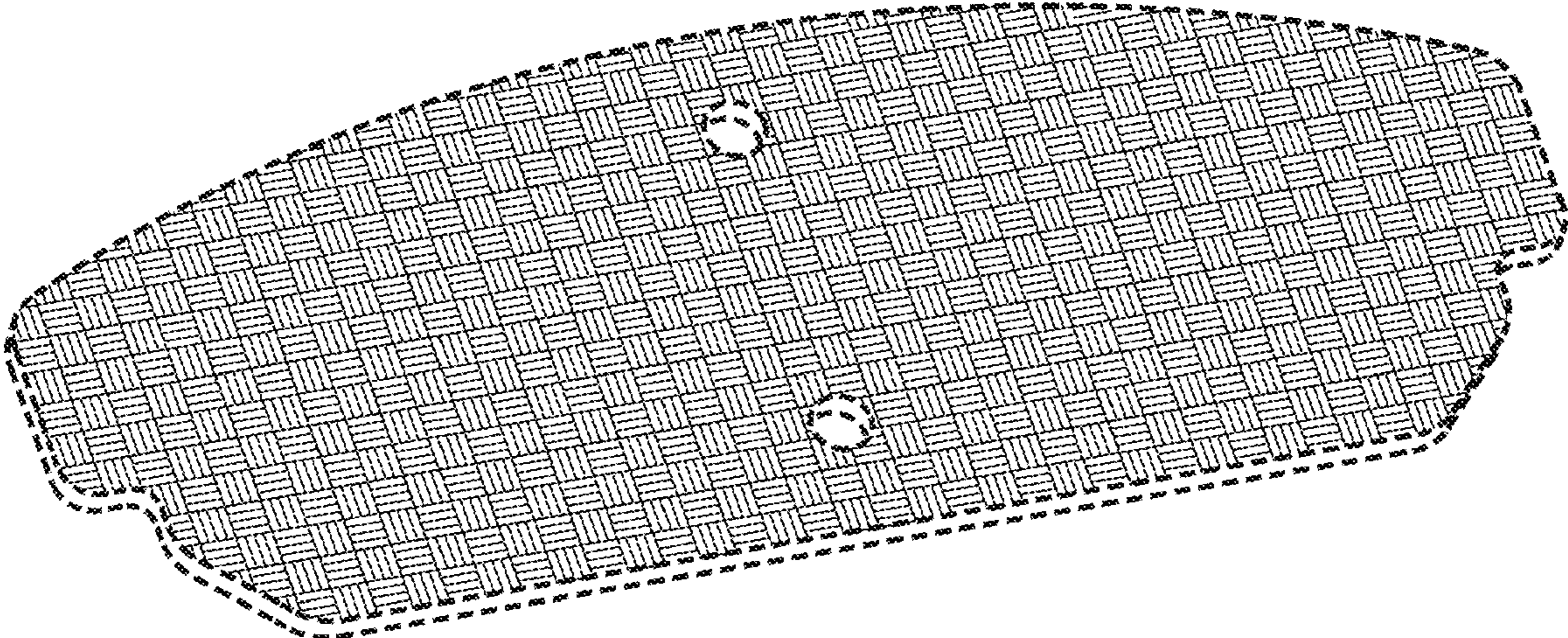


FIG. 3

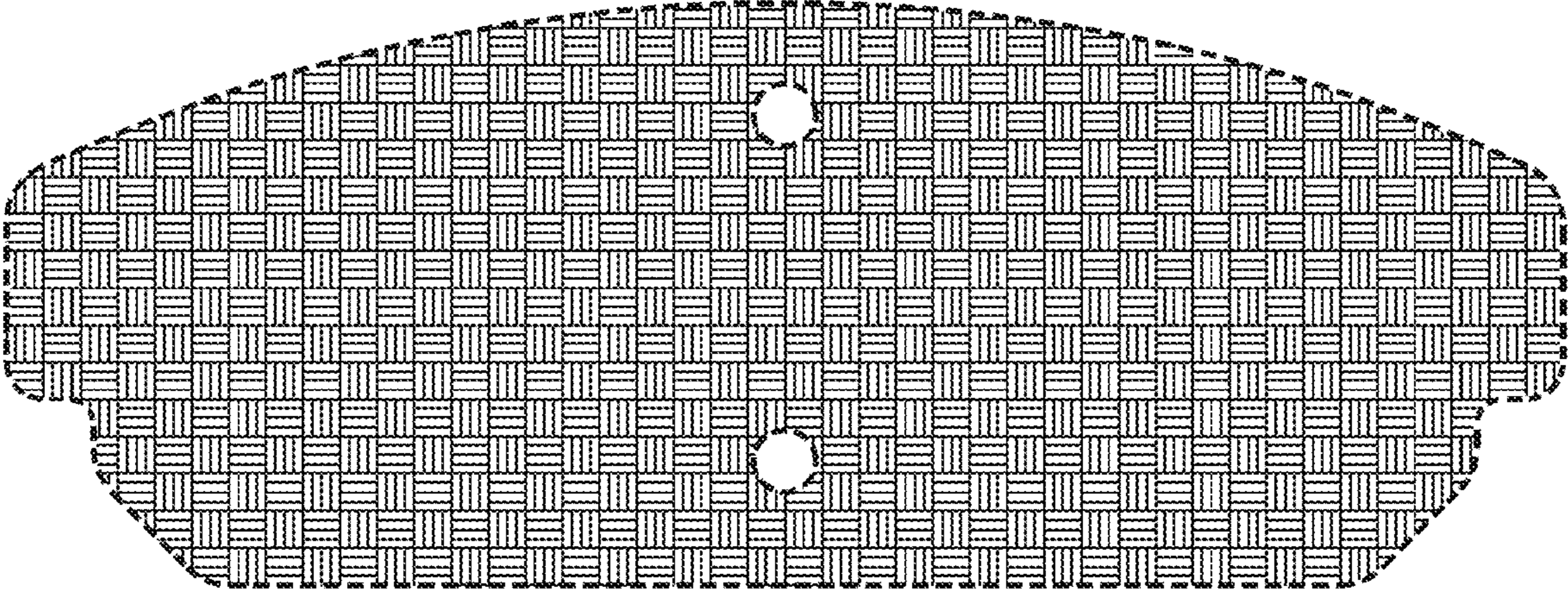


FIG. 4

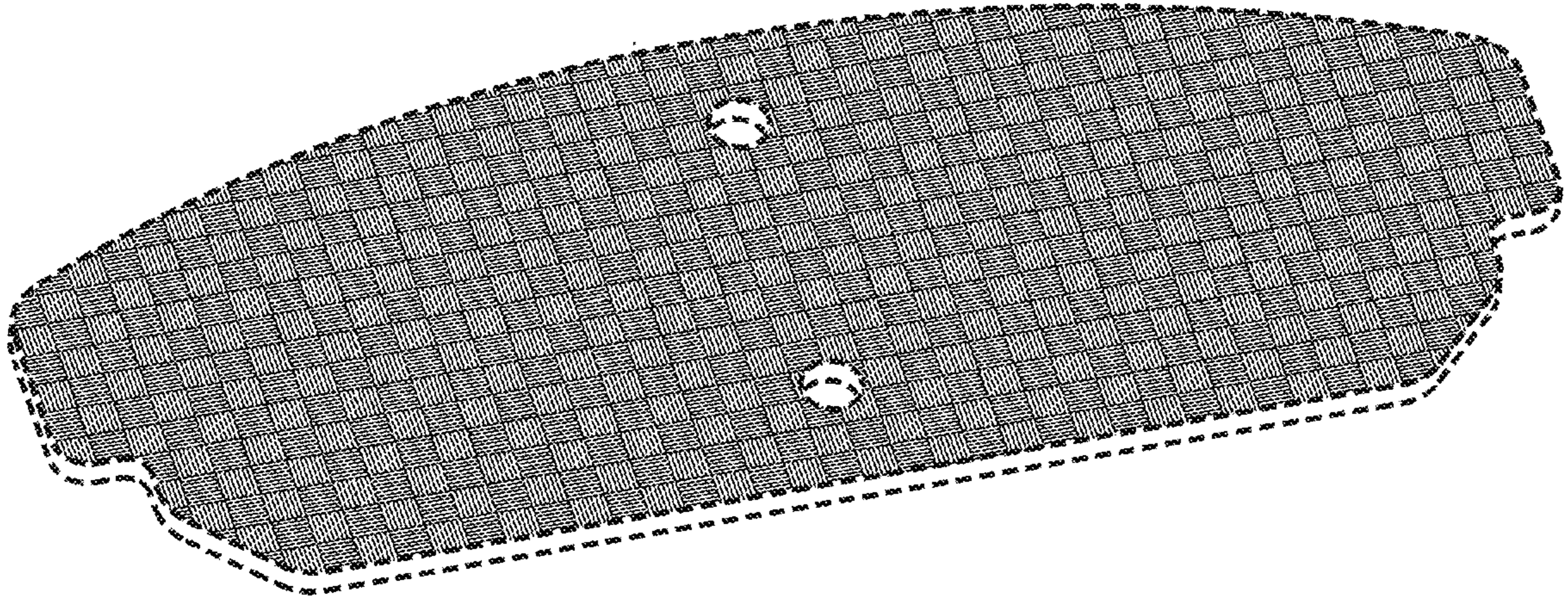


FIG. 5

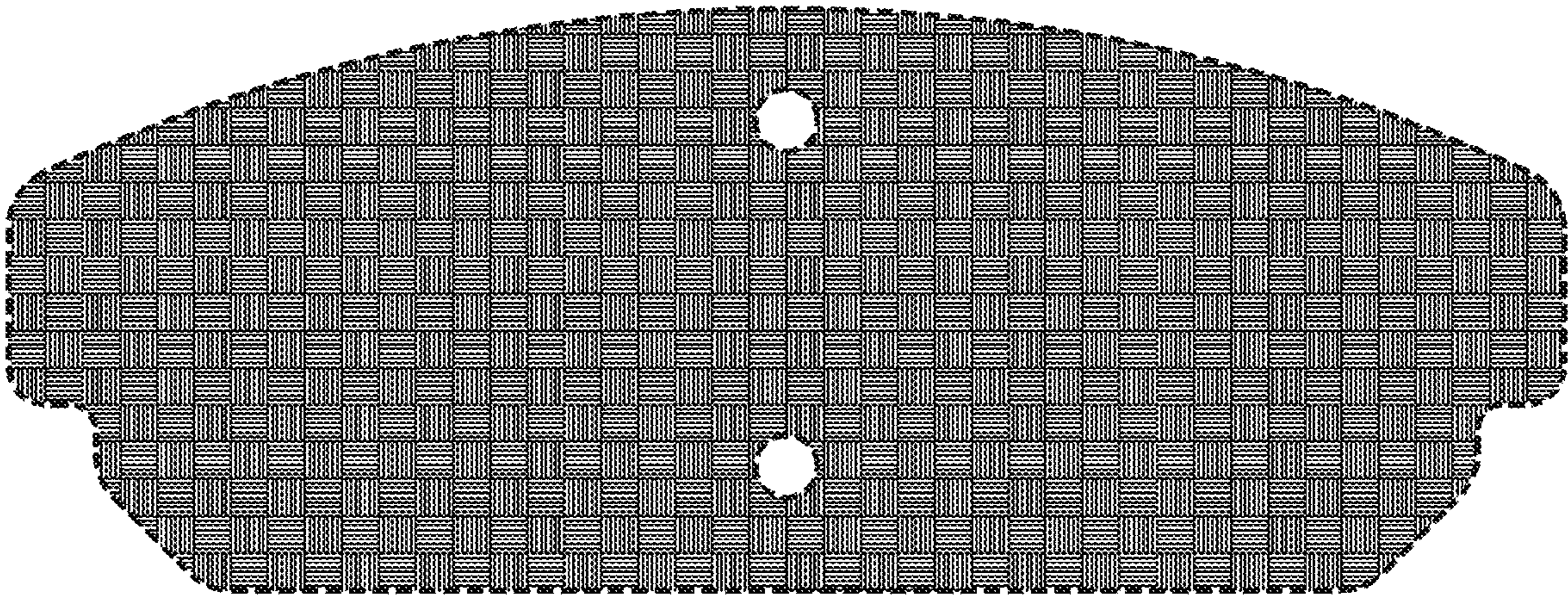


FIG. 6