



US00D956635S

(12) **United States Design Patent** (10) **Patent No.:** **US D956,635 S**
Bucher et al. (45) **Date of Patent:** **** Jul. 5, 2022**

(54) **VEHICLE REAR LOWER BUMPER COVER**

(56) **References Cited**

(71) Applicant: **Ford Global Technologies, LLC**,
Dearborn, MI (US)
(72) Inventors: **George Bucher**, Dearborn, MI (US);
James Grake, Beverly Hills, MI (US);
Sooyoung Kim, Northville, MI (US)

U.S. PATENT DOCUMENTS

D719,878 S * 12/2014 Webber D12/92
D776,021 S * 1/2017 Kapitonov D12/169
D798,201 S * 9/2017 Zavatski D12/169
D798,204 S * 9/2017 Mainville D12/169
D801,237 S * 10/2017 Jang D12/169
D823,191 S * 7/2018 Platto D12/169
D906,904 S * 1/2021 Bucher D12/169

(73) Assignee: **Ford Global Technologies, LLC**,
Dearborn, MI (US)

FOREIGN PATENT DOCUMENTS

(*) Notice: This patent is subject to a terminal disclaimer.

CN 303452583 * 11/2015

* cited by examiner

(**) Term: **15 Years**

Primary Examiner — Leanne Was-Englehart

(21) Appl. No.: **29/593,084**

(57) **CLAIM**

The ornamental design for a vehicle rear lower bumper cover, as shown.

(22) Filed: **Feb. 6, 2017**

(51) **LOC (13) Cl.** **12-16**

(52) **U.S. Cl.**
USPC **D12/169**

DESCRIPTION

(58) **Field of Classification Search**
USPC D12/86, 90-92, 163, 169, 171, 196, 216;
293/102, 113, 115, 117, 120; 296/180.1,
296/180.2
CPC B60R 19/02; B60R 19/04; B60R 19/18;
B60R 19/24; B60R 19/44; B60R 19/48;
B60R 19/52; B60R 19/56; B60R 19/023;
B60R 2019/527; B60R 2019/1886

FIG. 1 is a bottom left perspective view of a vehicle rear lower bumper cover, showing our new design;
FIG. 2 is a top left perspective view thereof;
FIG. 3 is a top rear inside perspective view thereof;
FIG. 4 is a front elevational view thereof;
FIG. 5 is a rear elevational view thereof;
FIG. 6 is a left side elevational view thereof;
FIG. 7 is a right side elevational view thereof;
FIG. 8 is a top plan view thereof; and,
FIG. 9 is a bottom plan view thereof.

See application file for complete search history.

1 Claim, 9 Drawing Sheets


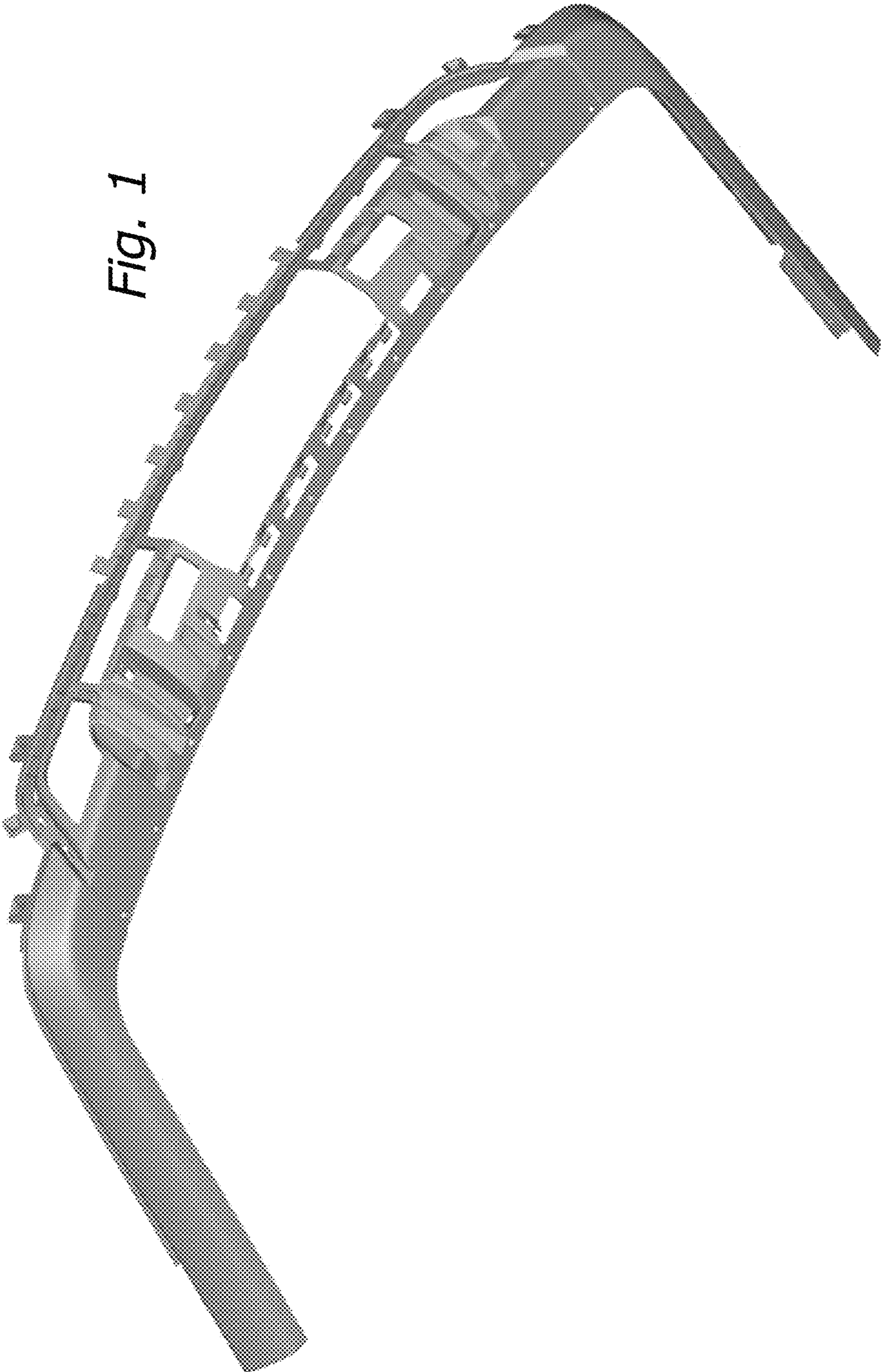


Fig. 1



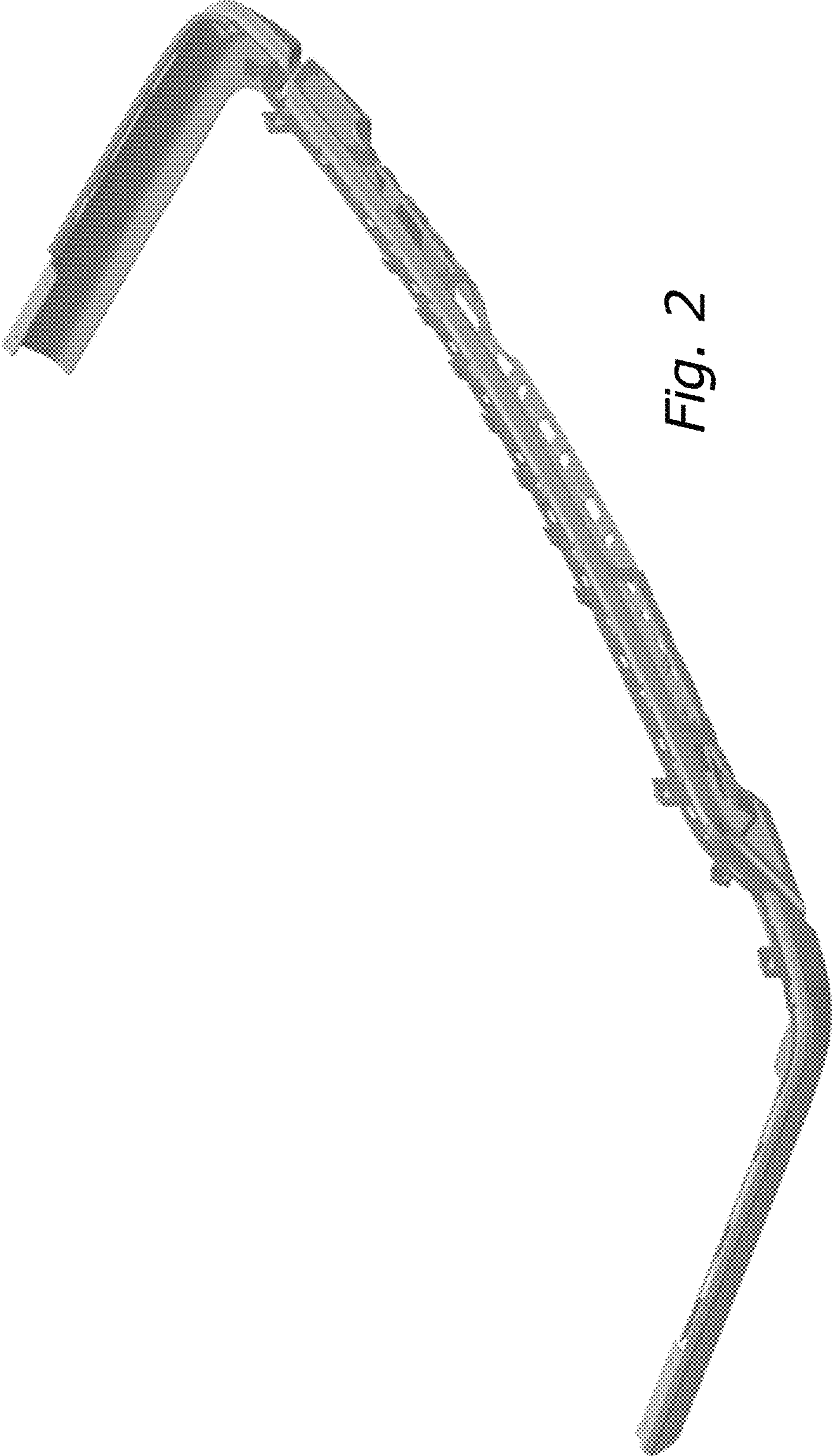
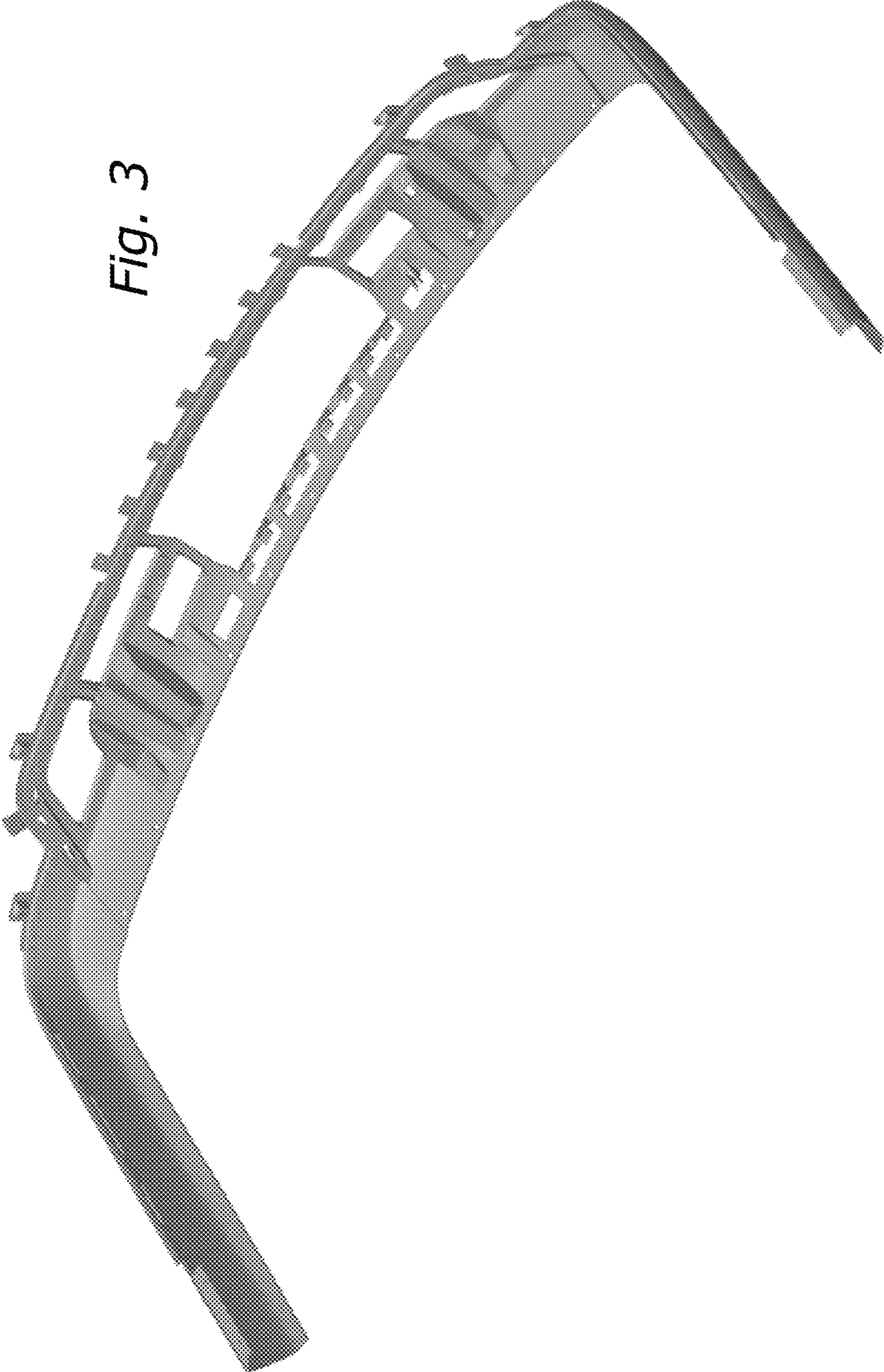


Fig. 2

Fig. 3



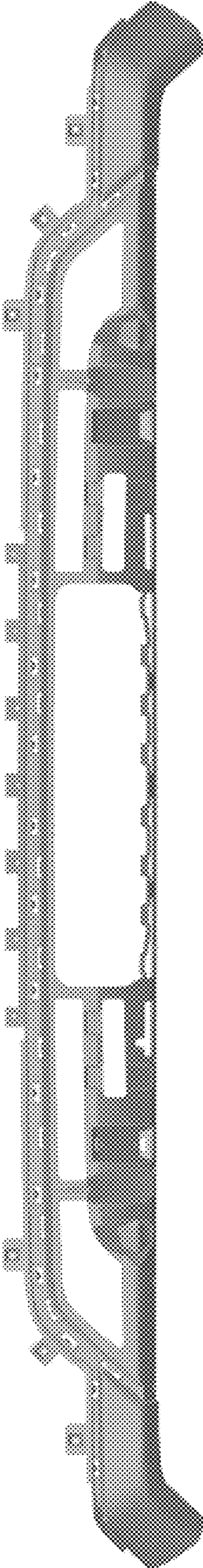


Fig. 4

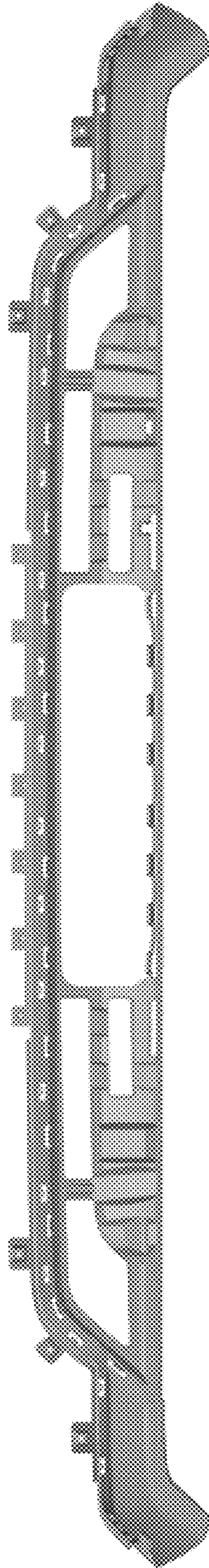


Fig. 5




Fig. 6




Fig. 7




Fig. 8

Fig 9

