



US00D956628S

(12) **United States Design Patent** (10) **Patent No.:** **US D956,628 S**  
**Fang et al.** (45) **Date of Patent:** **\*\* Jul. 5, 2022**

(54) **AUTOMOBILE**

(56) **References Cited**

(71) Applicant: **EVERGRANDE NEW ENERGY  
AUTOMOTIVE INVESTMENT  
HOLDINGS GROUP CO., LTD.,**  
Guangdong (CN)  
  
(72) Inventors: **Chi Fang,** Guangzhou (CN); **Qunyi  
Chen,** Guangzhou (CN); **Zhanping  
Wu,** Guangzhou (CN); **Yongxin Zhu,**  
Guangzhou (CN); **Jishu Xu,**  
Guangzhou (CN); **Lu Zhang,**  
Guangzhou (CN)  
  
(73) Assignee: **EVERGRANDE NEW ENERGY  
AUTOMOTIVE INVESTMENT  
HOLDINGS GROUP CO., LTD.,**  
Guangdong (CN)

U.S. PATENT DOCUMENTS

D835,000 S	*	12/2018	Tomasson	.....	D12/91
D873,177 S	*	1/2020	Xu	.....	D12/91
D885,257 S	*	5/2020	Churchill	.....	D12/91
D902,785 S	*	11/2020	Xu	.....	D12/91
D905,598 S	*	12/2020	Vicente	.....	D12/91
D906,440 S	*	12/2020	Sterner	.....	D12/91
D911,222 S	*	2/2021	Jung	.....	D12/91
D914,544 S	*	3/2021	Sheffield	.....	D12/91
D916,624 S	*	4/2021	Piaskowski	.....	D12/91
D917,347 S	*	4/2021	Lee	.....	D12/92
D924,728 S	*	7/2021	Burki	.....	D12/91
D924,729 S	*	7/2021	Burki	.....	D12/91
D928,659 S	*	8/2021	Bernardi	.....	D12/92
D929,903 S	*	9/2021	Sperling	.....	D12/91

\* cited by examiner

*Primary Examiner* — Melody N Brown

(74) *Attorney, Agent, or Firm* — JCIP Global Inc.

(\*\*) Term: **15 Years**

(21) Appl. No.: **29/762,737**

(22) Filed: **Dec. 18, 2020**

(30) **Foreign Application Priority Data**

Jul. 17, 2020 (CN) ..... 202030388987.5

(51) **LOC (13) Cl.** ..... **12-08**

(52) **U.S. Cl.**  
USPC ..... **D12/91**

(58) **Field of Classification Search**  
USPC .... D12/86, 90-92, 164; D21/424, 433, 434;  
296/181.1-181.5, 183.1  
CPC ..... B62D 25/00; B62D 25/06; B62D 33/00;  
B62D 35/00

See application file for complete search history.


(57) **CLAIM**

The ornamental design for an automobile, as shown and described.

**DESCRIPTION**

FIG. 1 is a front and right side perspective view of an automobile showing our new design;  
FIG. 2 is a rear and right side perspective view thereof;  
FIG. 3 is a front elevational view thereof;  
FIG. 4 is a rear elevational view thereof;  
FIG. 5 is a left side elevational view thereof;  
FIG. 6 is a right side elevation view thereof; and,  
FIG. 7 is a top plan view thereof.

**1 Claim, 4 Drawing Sheets**






FIG. 1




FIG. 2




FIG. 3




FIG. 4

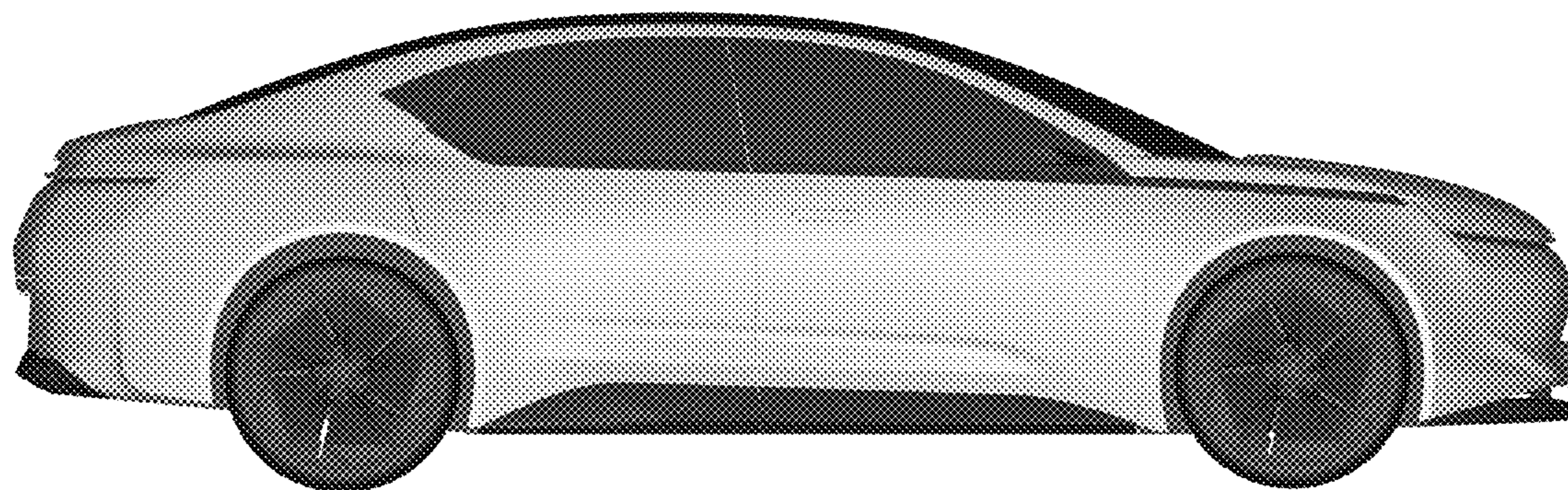


FIG. 5

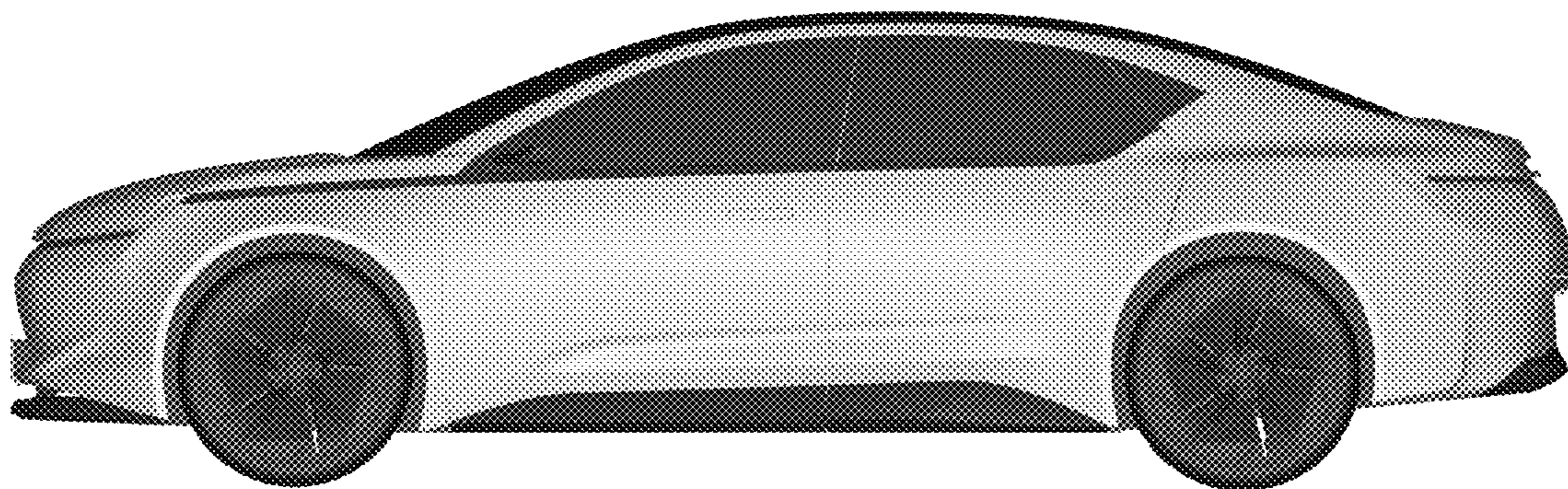


FIG. 6



FIG. 7