



US00D956619S

(12) **United States Design Patent**
Dyson

(10) **Patent No.:** **US D956,619 S**
(45) **Date of Patent:** **** Jul. 5, 2022**

(54) **AUTOMOBILE**

(71) Applicant: **Dyson Technology Limited**, Wiltshire (GB)

(72) Inventor: **James Dyson**, Singapore (SG)

(73) Assignee: **Dyson Technology Limited**, Wiltshire (GB)

(**) Term: **15 Years**

(21) Appl. No.: **29/749,793**

(22) Filed: **Sep. 9, 2020**

(30) **Foreign Application Priority Data**

Mar. 12, 2020 (EM) 007749734-0001

(51) **LOC (13) Cl.** **12-08**

(52) **U.S. Cl.**
USPC **D12/91**

(58) **Field of Classification Search**
USPC D12/86, 90-92, 164; D21/424, 433, 434;
296/181.1-181.5, 183.1
CPC B62D 25/00; B62D 25/06; B62D 33/00;
B62D 35/00
See application file for complete search history.

(56) **References Cited**

U.S. PATENT DOCUMENTS

D726,591 S * 4/2015 Jacob D12/91
D732,428 S * 6/2015 Nanba D12/91

D835,000 S * 12/2018 Tomasson D12/91
D847,026 S * 4/2019 Lips D12/91
D911,222 S * 2/2021 Jung D12/91
D914,544 S * 3/2021 Sheffield D12/91
D929,902 S * 9/2021 Billes D12/91
D942,328 S * 2/2022 Battams D12/91
D942,900 S * 2/2022 Bucher D12/91

* cited by examiner

Primary Examiner — Melody N Brown

(74) *Attorney, Agent, or Firm* — Faegre Drinker Biddle & Reath LLP


(57) **CLAIM**

The ornamental design for an automobile, as shown and described.

DESCRIPTION

FIG. 1 is a front perspective view of an automobile showing our new design;
FIG. 2 is a rear perspective view thereof;
FIG. 3 is a front view thereof;
FIG. 4 is a rear view thereof;
FIG. 5 is a side view thereof;
FIG. 6 is a side view of the opposite side of FIG. 5; and,
FIG. 7 is a top view thereof.

1 Claim, 7 Drawing Sheets






FIG. 1

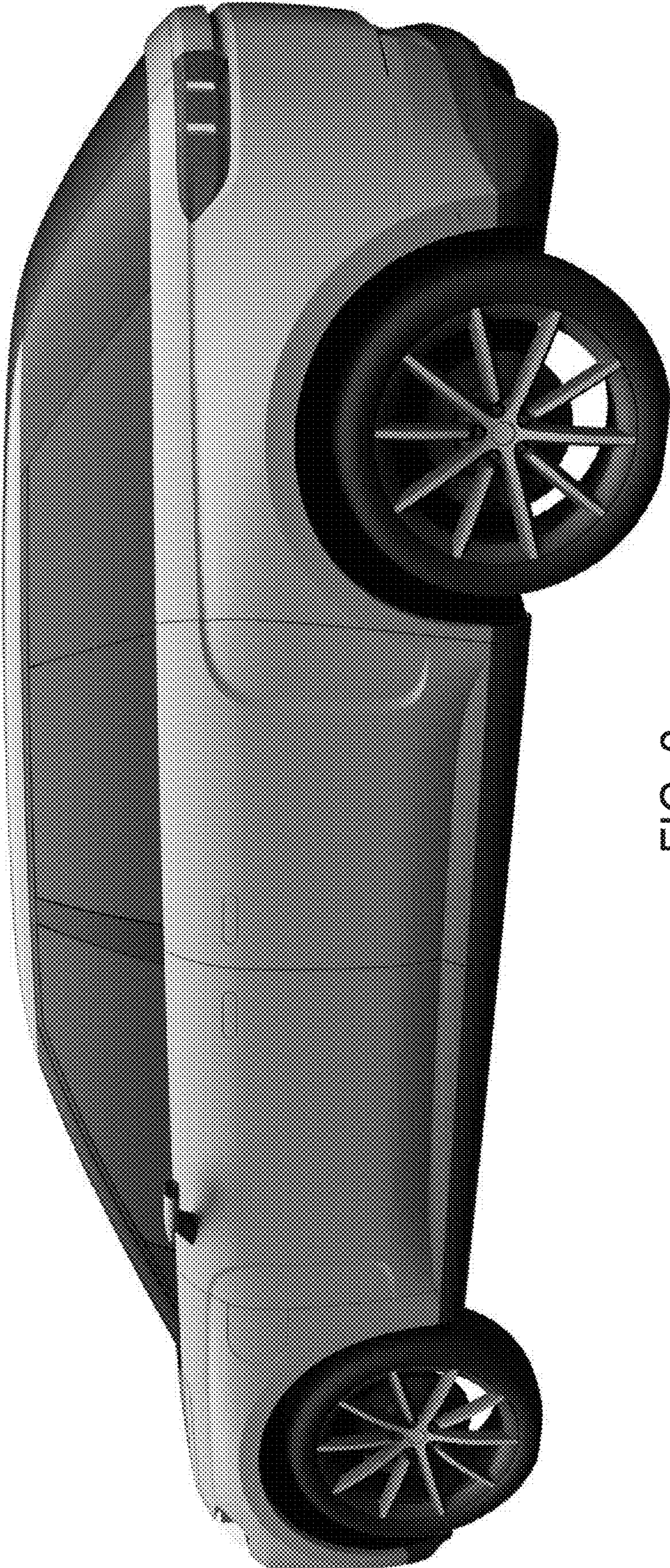


FIG. 2



FIG. 3



FIG. 4




FIG. 5




FIG. 6



FIG. 7