



US00D956609S

(12) **United States Design Patent**
Yang

(10) **Patent No.:** **US D956,609 S**

(45) **Date of Patent:** **** Jul. 5, 2022**

(54) **WATCHBAND**

(71) Applicant: **Yihong Yang**, Shenzhen (CN)

(72) Inventor: **Yihong Yang**, Shenzhen (CN)

(**) Term: **15 Years**

(21) Appl. No.: **29/786,373**

(22) Filed: **May 31, 2021**

(51) **LOC (13) Cl.** **11-01**

(52) **U.S. Cl.**
USPC **D11/3**

(58) **Field of Classification Search**
USPC D11/1-3, 12, 94; D10/30, 31, 32;
D14/344; D30/152, 153; D2/627, 634,
D2/635, 638
CPC ... A44C 5/0007; A44C 5/0015; A44C 5/0023;
A44C 5/0053; A44C 5/0061; A44C
5/142; A44C 5/147; A44C 5/16; A44C
5/246; A44C 15/0015; A44C 15/002;
G09F 3/005
See application file for complete search history.

(56) **References Cited**

U.S. PATENT DOCUMENTS

658,293	A *	9/1900	Stevenson	D03D 11/00
					D11/12
D59,972	S *	12/1921	Lederer	D11/3
D87,571	S *	8/1932	Hamilton	D2/635
D87,572	S *	8/1932	Hamilton	D2/635
D300,581	S *	4/1989	Berger	D2/635
D336,620	S	6/1993	Maruyama		
D438,812	S *	3/2001	Bert	D11/3
D489,281	S	5/2004	Hill		
D489,282	S	5/2004	Hill		
D513,034	S *	12/2005	Boron	D2/624
D517,775	S *	3/2006	Cook	D2/627
D596,049	S *	7/2009	Jorst	D10/32
D729,105	S	5/2015	Stegmann		

D748,010	S *	1/2016	Akana	D11/94
D764,340	S *	8/2016	Akana	D11/3
D789,822	S *	6/2017	Akana	D11/3
D790,382	S *	6/2017	Sasson	D11/3
D795,121	S *	8/2017	Akana	D11/3
D795,526	S *	8/2017	Wu	D2/635
D806,071	S *	12/2017	Akana	D14/344
D813,076	S *	3/2018	Akana	D11/5
D822,529	S *	7/2018	Akana	D11/13
D837,082	S *	1/2019	Akana	D11/3
D837,087	S *	1/2019	Akana	D11/94
D839,120	S	1/2019	Hou et al.		
D857,542	S *	8/2019	Sun	D11/3
D863,097	S *	10/2019	Akana	D11/12
D864,782	S *	10/2019	Lean	D11/3
D882,445	S	4/2020	Liao		
D883,837	S *	5/2020	Akana	D11/3
D885,231	S	5/2020	Laucella		
D887,406	S *	6/2020	Mao	D14/344

(Continued)

Primary Examiner — Llorellys Martinez

(74) *Attorney, Agent, or Firm* — Lawoffices of Steven W. Weinrieb

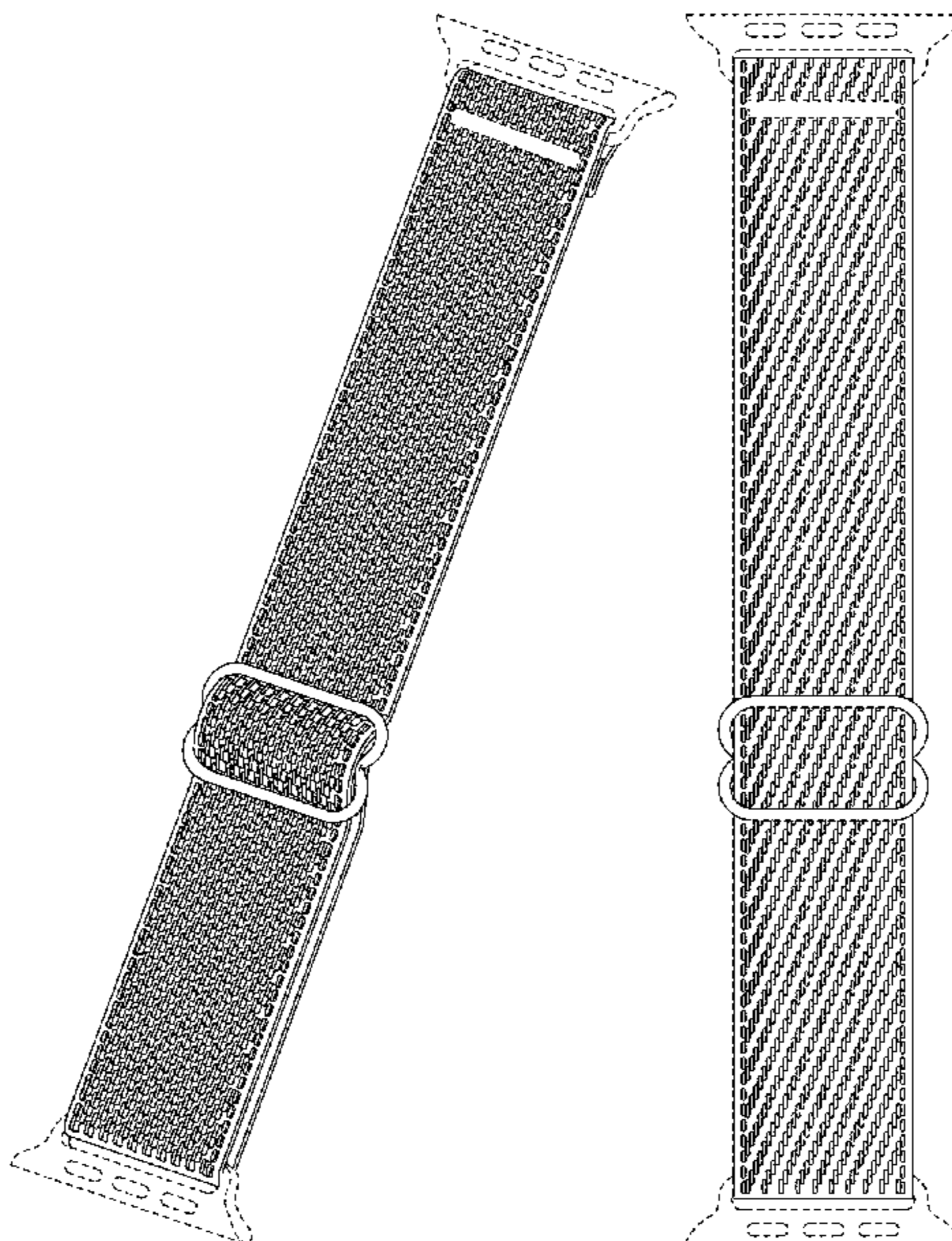
(57) **CLAIM**

The ornamental design for a watchband, as shown and described.

DESCRIPTION

FIG. 1 is a front, right side, top perspective view of a watchband showing my new design;
FIG. 2 is a rear, left side, bottom perspective view thereof;
FIG. 3 is a front elevational view thereof;
FIG. 4 is a rear elevational view thereof;
FIG. 5 is a left side elevational view thereof;
FIG. 6 is a right side elevational view thereof;
FIG. 7 is a top plan view thereof; and,
FIG. 8 is a bottom plan view thereof.
The broken lines depict portions of the watchband that form no part of the claimed design.

1 Claim, 8 Drawing Sheets



(56)

References Cited

U.S. PATENT DOCUMENTS

D894,032 S * 8/2020 Devaney D11/3
D909,904 S 2/2021 Koyama
D928,013 S * 8/2021 Cao D11/3
D931,132 S * 9/2021 Liu D11/3
D931,751 S * 9/2021 Akana D11/3
D934,101 S * 10/2021 Akana D11/13
D934,715 S * 11/2021 Akana D11/3
2017/0086533 A1 * 3/2017 Chen A44C 5/00
2020/0323316 A1 * 10/2020 Lui A44C 5/0053

* cited by examiner

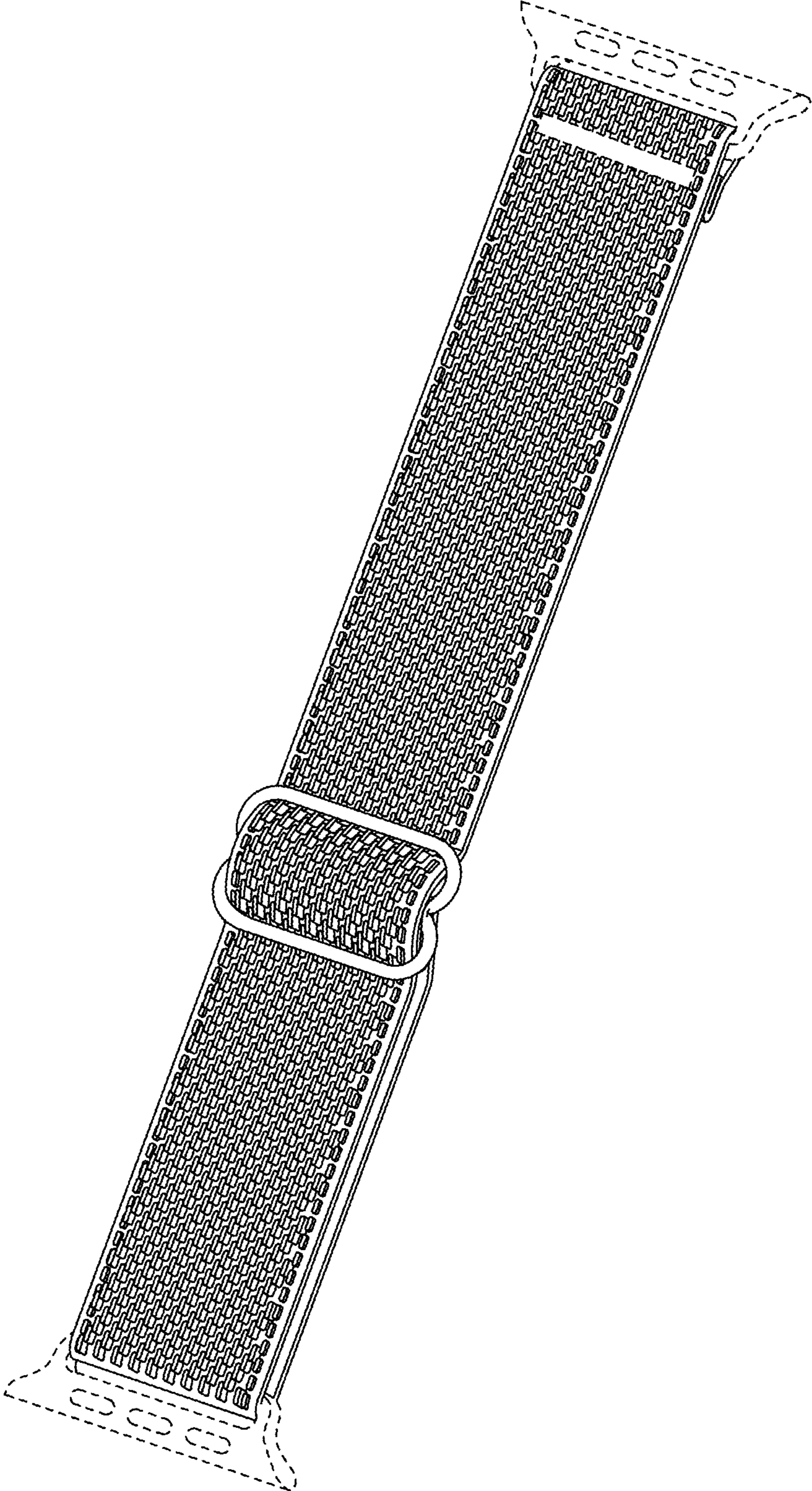


FIG. 1

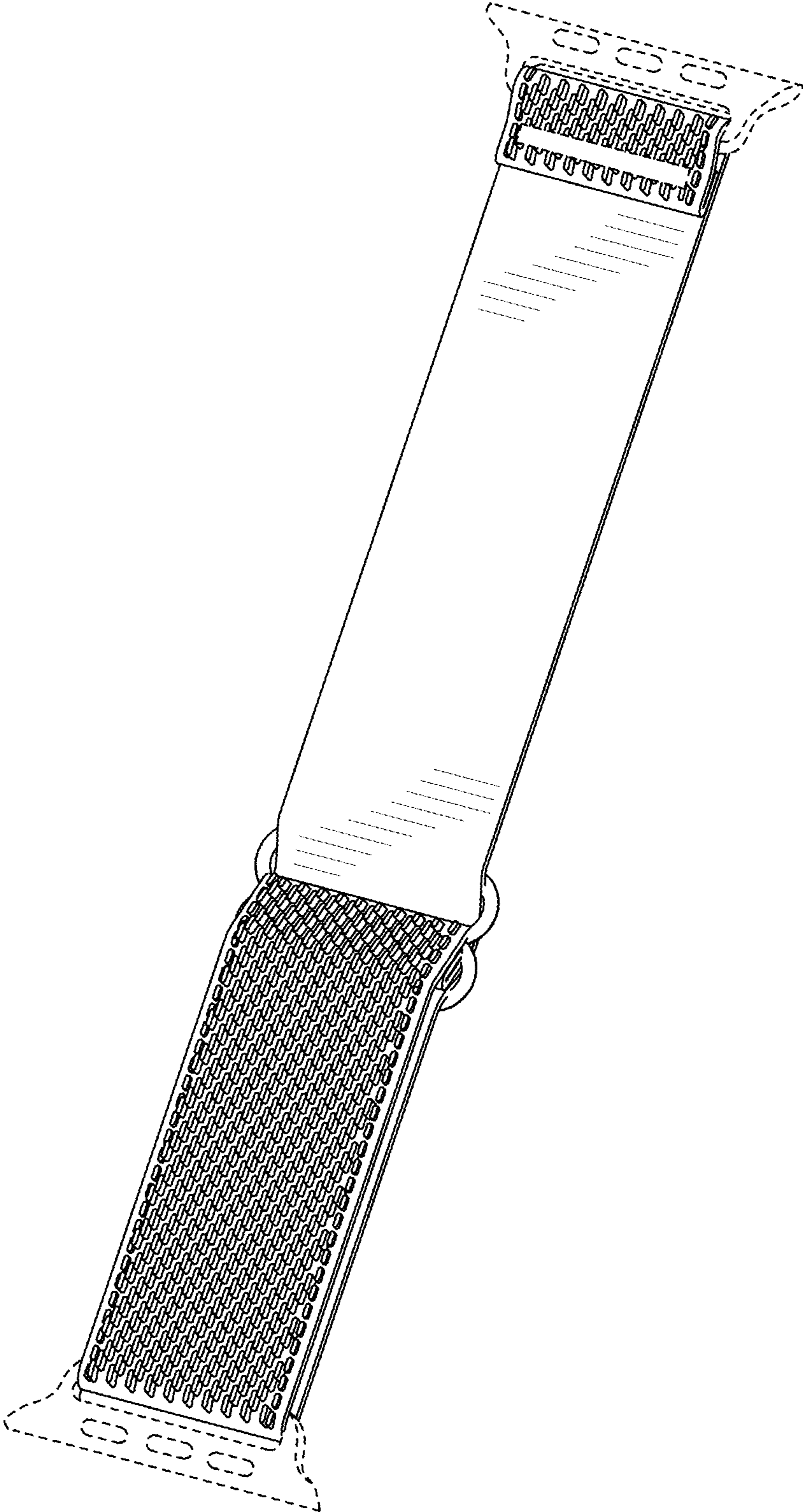


FIG. 2

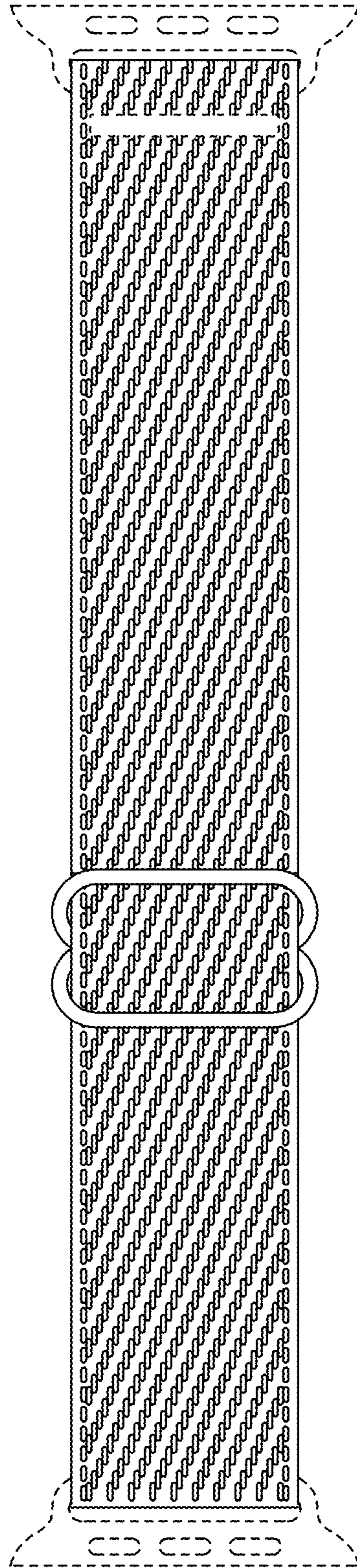


FIG. 3

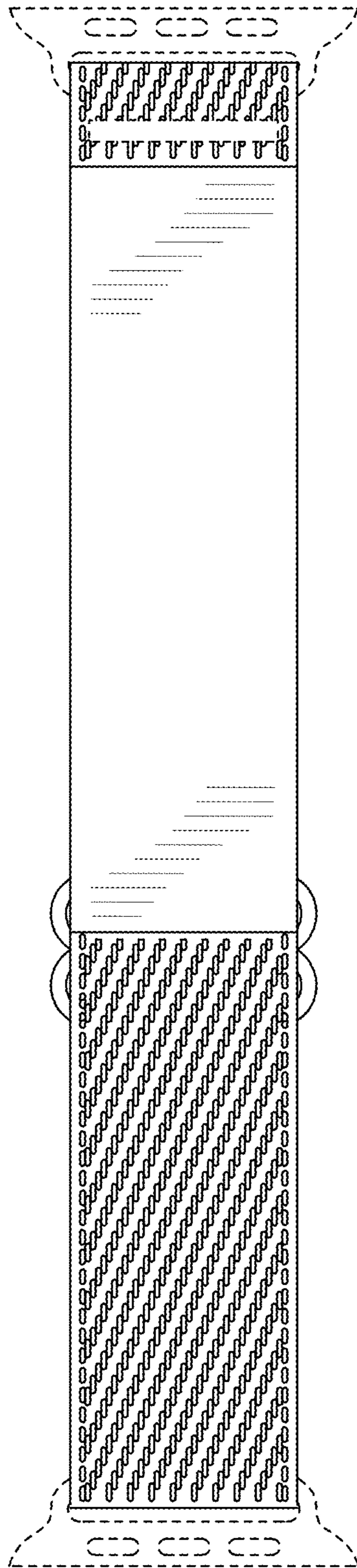


FIG. 4

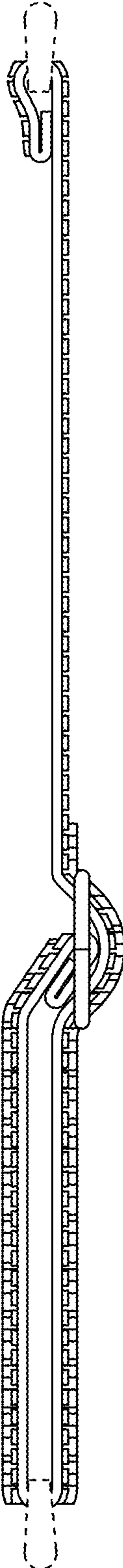


FIG. 5

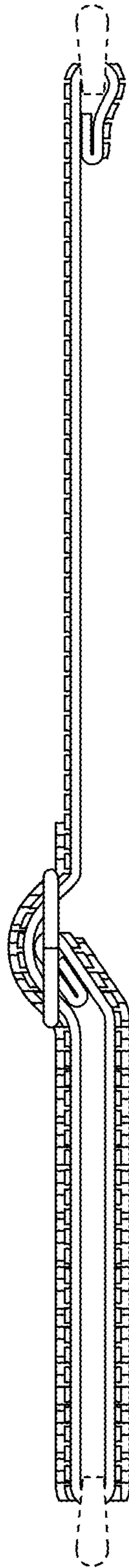


FIG. 6




FIG. 7



FIG. 8