



US00D956598S

(12) **United States Design Patent** (10) **Patent No.:** **US D956,598 S**
Ioffreda et al. (45) **Date of Patent:** **** Jul. 5, 2022**

(54) **ASSET-TRACKING SYSTEM**

OTHER PUBLICATIONS

(71) Applicant: **X Development LLC**, Mountain View, CA (US)

AU Office Action in Australian Appln No. 201916182, dated Dec. 6, 2019, 3 pages.

(72) Inventors: **Christopher Ioffreda**, San Francisco, CA (US); **Genevieve Linchangco**, Sunnyvale, CA (US); **Nicholas John Foster**, Oakland, CA (US)

SG Office Action in Singaporean Appln No. 30201907248Q, dated Nov. 11, 2019 3 pages.

CN Office Action in Chinese Appln. No. 201930593303.2, dated Mar. 6, 2020,2 pages (with English translation).

JP Office Action in Japanese Appln. No. 2019-024249, dated Mar. 13, 2020. 4 pages (with English translation).

(73) Assignee: **X Development LLC**, Mountain View, CA (US)

* cited by examiner

(**) Term: **15 Years**

Primary Examiner — Joseph Kukella

(74) *Attorney, Agent, or Firm* — Fish & Richardson P.C.

(21) Appl. No.: **29/689,651**

(57) **CLAIM**

(22) Filed: **Apr. 30, 2019**

The ornamental design for an asset-tracking system, as shown and described.

(51) **LOC (13) Cl.** **10-05**

(52) **U.S. Cl.**
USPC **D10/106.9**

DESCRIPTION

(58) **Field of Classification Search**
USPC D10/75–80, 13, 104.1, 106.1–106.95;
D14/356, 357, 358
CPC H04M 11/04
See application file for complete search history.

FIG. 1 is a front perspective view of a first embodiment of our asset-tracking system.

FIG. 2 is a bottom perspective view of the embodiment of FIG. 1.

FIG. 3 is a front view of the embodiment of FIG. 1.

FIG. 4 is a back view of the embodiment of FIG. 1.

FIG. 5 is a right side view of the embodiment of FIG. 1.

FIG. 6 is a left side view of the embodiment of FIG. 1.

FIG. 7 is a top view of the embodiment of FIG. 1; and,

FIG. 8 is a bottom view of the embodiment of FIG. 1.

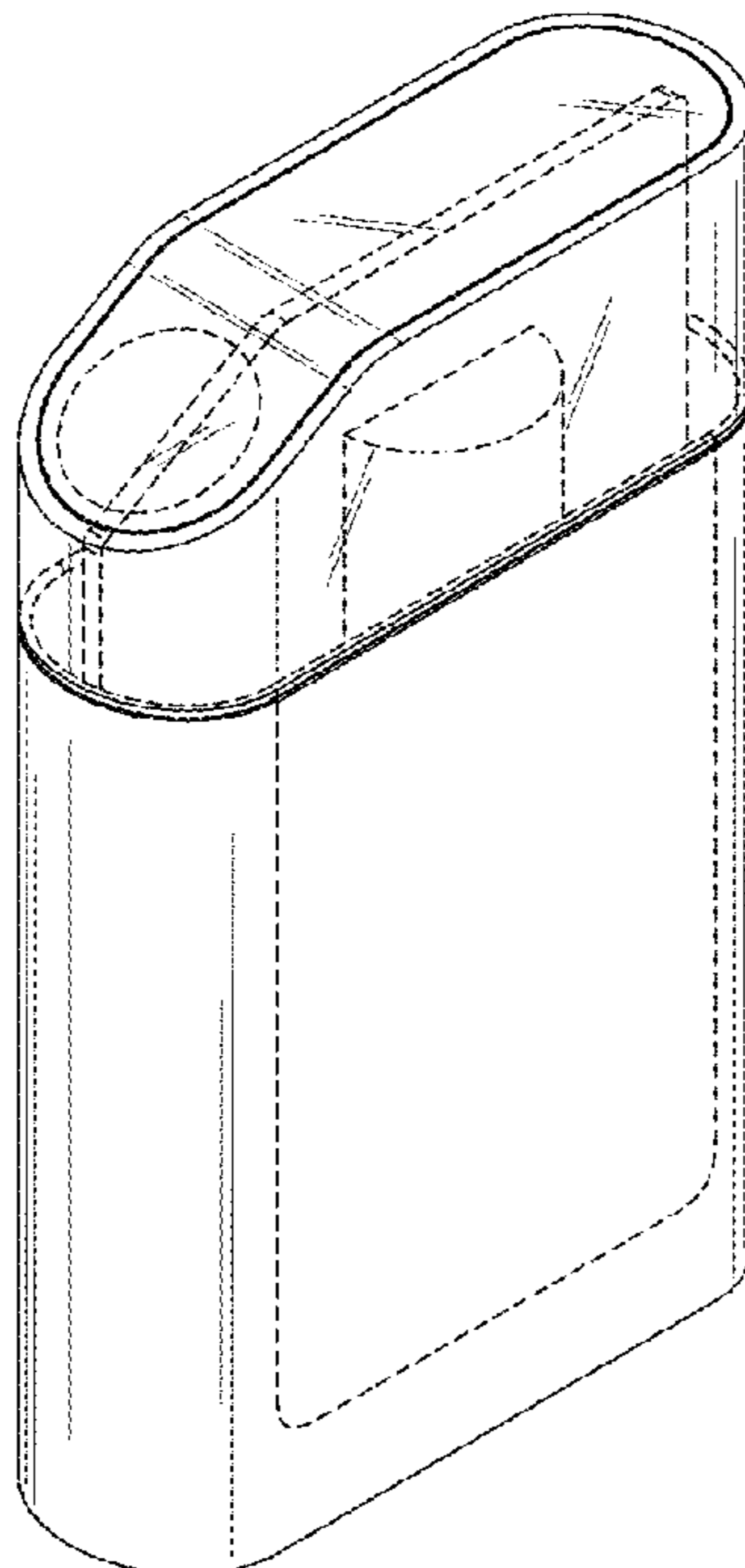
In the drawings, the broken lines depict portions of the asset-tracking system that form no part of the claimed design.

(56) **References Cited**

U.S. PATENT DOCUMENTS

D597,879 S	*	8/2009	Aikawa	D10/104.1
D786,106 S	*	5/2017	Yau	D10/70
D797,043 S	*	9/2017	Akana	D13/108
D815,743 S	*	4/2018	Liao	D24/165
D825,578 S	*	8/2018	Chiu	D14/480.5
D854,692 S	*	7/2019	Nishiyama	D24/165
D900,651 S	*	11/2020	Liu	D10/52
D925,504 S	*	7/2021	Wang	D14/225

1 Claim, 5 Drawing Sheets



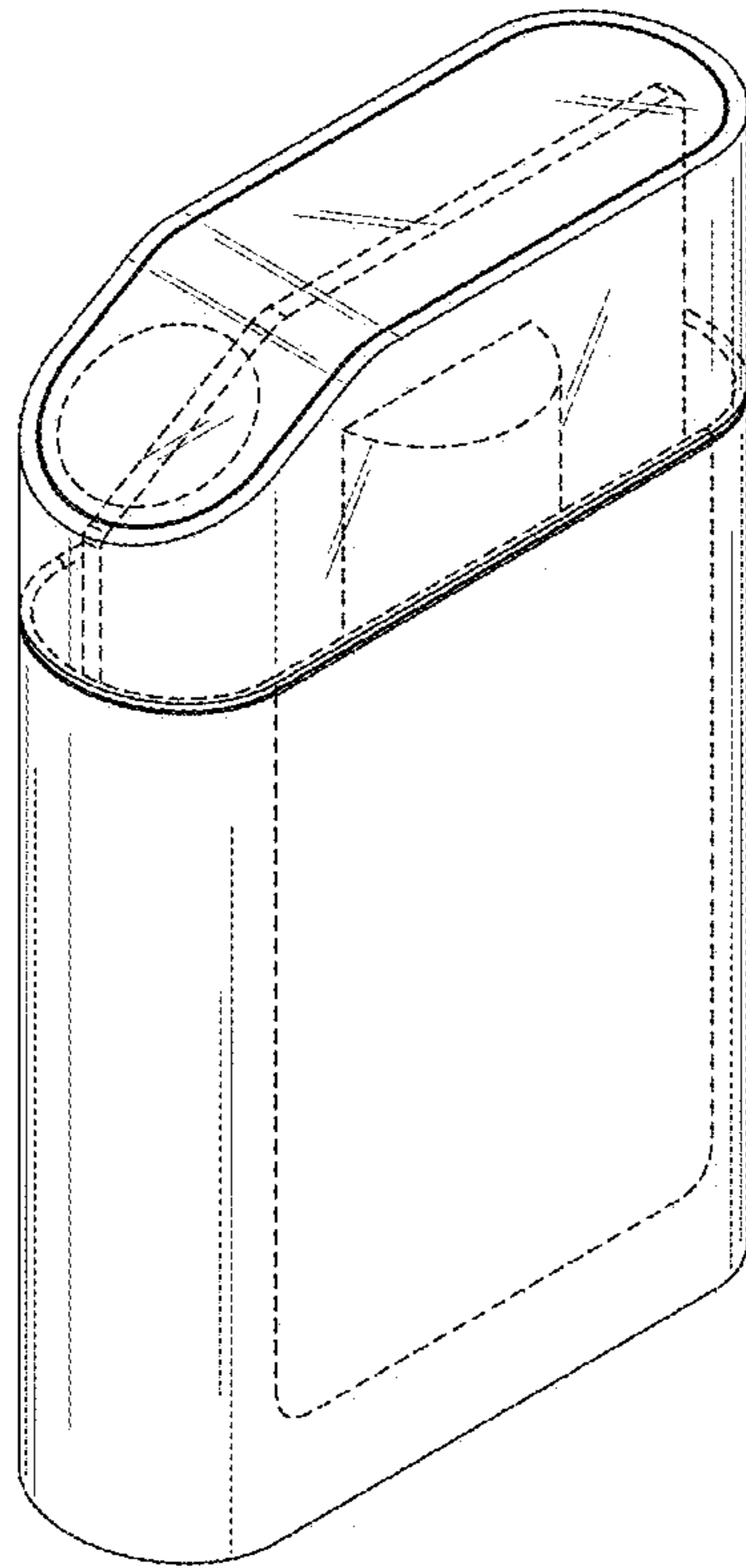


FIG. 1

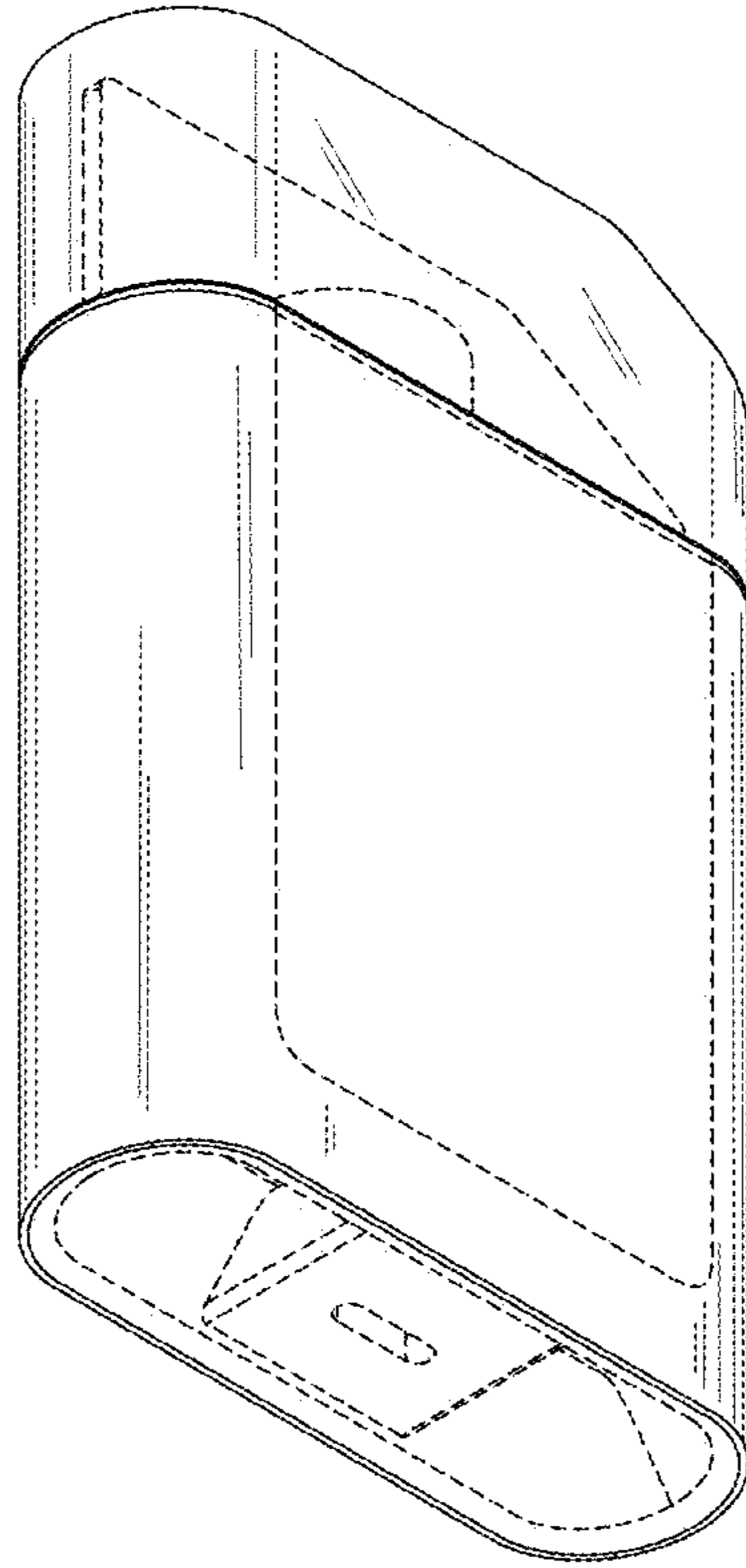


FIG. 2




FIG. 4




FIG. 3




FIG. 5




FIG. 6

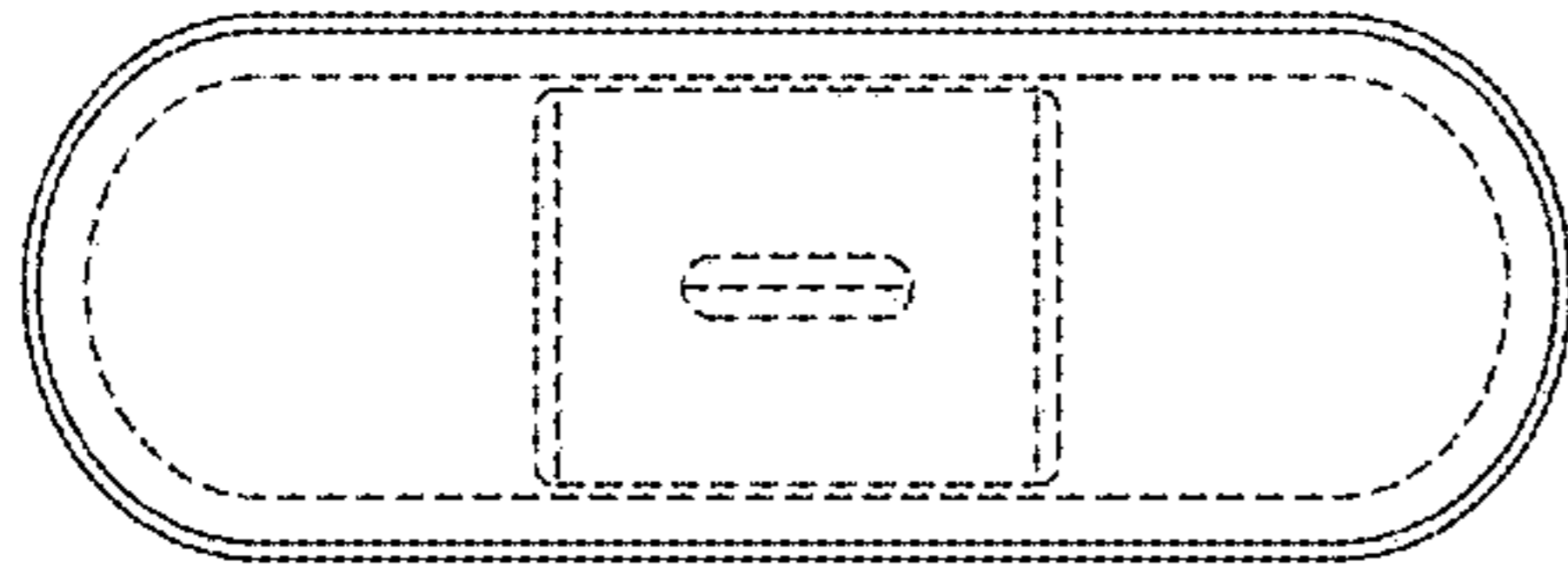


FIG. 7

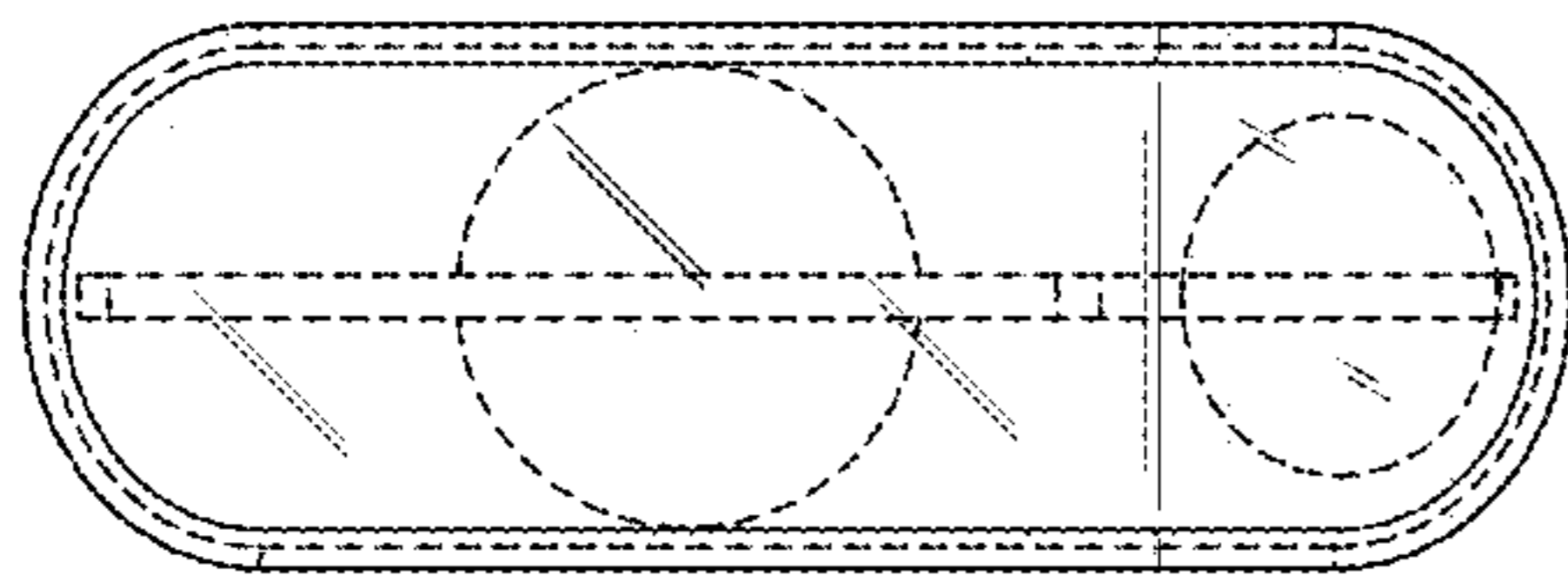


FIG. 8