



US00D956590S

(12) **United States Design Patent** (10) **Patent No.:** **US D956,590 S**
Lin (45) **Date of Patent:** **** Jul. 5, 2022**

(54) **TPMS TOOL**

(71) Applicant: **Chun-Hung Lin**, Taichung (TW)
(72) Inventor: **Chun-Hung Lin**, Taichung (TW)
(73) Assignee: **ATEQ Instruments (Asia) PTE Ltd**,
Pemimpin (SG)

(**) Term: **15 Years**

(21) Appl. No.: **29/746,159**

(22) Filed: **Aug. 12, 2020**

(30) **Foreign Application Priority Data**

Feb. 13, 2020 (TW) 109300679

(51) **LOC (13) Cl.** **10-05**

(52) **U.S. Cl.**
USPC **D10/86; D10/78**

(58) **Field of Classification Search**
USPC D10/81-86, 94-103, 122-125, 127, 40,
D10/41, 45, 57, 73-80, 59, 67, 65, 61;
D14/138 AA, 341

CPC B29D 2030/0072; B29D 2030/0077; Y10T
152/10; B60C 23/04; B60C 23/0408;
B60C 23/0494; B60C 23/0491; B60C
23/0452; B60C 23/0493; B60C 23/02;
G01L 7/00; G01L 7/043; G01L 17/00;
G01L 19/142; G01L 19/16; H01Q
1/2241; H01Q 7/00; G01B 5/18; G01B
3/28; B60P 3/32; B60P 3/36; B60Q 1/00;
G01R 31/385; G01R 31/36; G01R
31/3689; G07C 5/0858; G07C 5/0883;
G07C 2205/02; Y02E 10/72; C02F 1/008;
C02F 2201/326; C02F 2209/001; C02F
9/008

See application file for complete search history.

(56) **References Cited**

U.S. PATENT DOCUMENTS

D510,044 S * 9/2005 Ribeiro D10/78
D579,361 S * 10/2008 Wen D10/78

(Continued)

FOREIGN PATENT DOCUMENTS

CN 302313577 * 10/2012
CN 303106795 S 2/2015

(Continued)

OTHER PUBLICATIONS

Launch Store,OBD2 Scanner CRP123,Date first available Nov. 21,
2018, [online]retrieved Dec. 1, 2021,available from https://www.amazon.com/dp/B073GW5MTS/ref=sspa_dk_detail_5?psc=1&pd_rd_i=B073GW5MTS&pd_rd_w=2dysT&pf_rd_p=9fd3ea7c-b77c-42ac-b43b-c872d3f37c38&pd_rd_wg=rzhsz&pf_rd_r=M7FJJH13BG08RBJ22S40&p (Year: 2018).*

(Continued)

Primary Examiner — Keli L Hill

Assistant Examiner — Sara S Sahneh

(74) *Attorney, Agent, or Firm* — Young Basile Hanlon &
MacFarlane, P.C.

(57) **CLAIM**

The ornamental design for a TPMS tool, as shown and
described.

DESCRIPTION

FIG. 1 is a right-side perspective view of a TPMS tool of the
present invention.

FIG. 2 is front view of FIG. 1.

FIG. 3 is a rear view of FIG. 1.

FIG. 4 is a top view of FIG. 1.

FIG. 5 is a bottom view of FIG. 1.

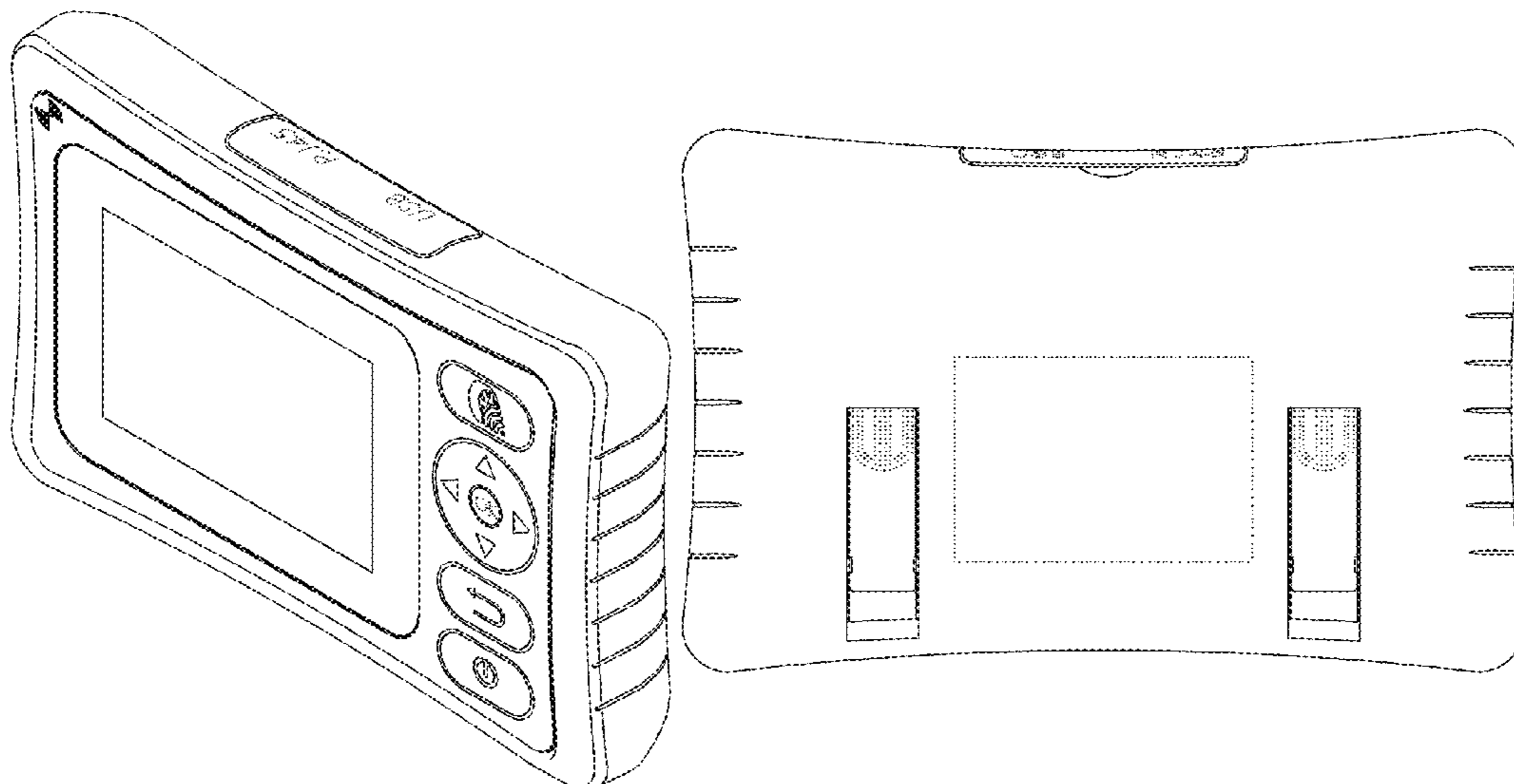
FIG. 6 is a left view of FIG. 1.

FIG. 7 is a right view of FIG. 1.

FIG. 8 is an enlarged view of a portion of FIG. 4; and,
FIG. 9 is an enlarged view of a portion of FIG. 2.

The broken lines shown are included for the purpose of
illustrating portions of the TPMS tool that form no part of
the claim.

1 Claim, 5 Drawing Sheets



(56)

References Cited

U.S. PATENT DOCUMENTS

D734,188 S * 7/2015 Tsunoda D10/86
 D734,748 S * 7/2015 Chen D14/341
 D739,773 S 9/2015 Kanenari et al.
 D825,061 S * 8/2018 Parsons D24/186
 D826,756 S 8/2018 Huang
 D830,209 S * 10/2018 Wang D10/78
 D837,074 S * 1/2019 Lu D10/78
 D840,849 S * 2/2019 Wang D10/78
 D864,198 S * 10/2019 Bidwell D14/341
 D908,157 S * 1/2021 Sun D16/202
 2012/0099261 A1 * 4/2012 Reber G06F 1/182
 361/679.3
 2018/0190041 A1 * 7/2018 Hanson F02P 17/12
 2020/0324587 A1 * 10/2020 Luo B60C 29/02

FOREIGN PATENT DOCUMENTS

CN 303506246 * 8/2015
 CN 304656546 * 12/2017
 CN 304656549 * 12/2017
 CN 304788587 S 8/2018
 CN 305208937 * 12/2018

CN 305002683 1/2019
 CN 306045756 * 12/2019
 CN 306510533 * 9/2020
 EM 000933957-0002 9/2008
 EM 002236042-0001 7/2013

OTHER PUBLICATIONS

ThinkScan Store, Plus S7 OBD2 Scanner, Date first available Apr. 9, 2021, [online]retrieved Dec. 1, 2021, available from https://www.amazon.com/dp/B0924673PQ/ref=twister_B09LQ8FCBR?_encoding=UTF8&th=1 (Year: 2021).*

Launch Store, OBD2 Scanner, Date first available Apr. 17, 2019, [online]retrieved Dec. 1, 2021, available from https://www.amazon.com/LAUNCH-OBD2-Scanner-CRP129E-Transmission/dp/B07QR48Z38/ref=psdc_15707381_t4_B09DT414TG (Year: 2019).*

EEZ RV Product Store, EEZTire—TPMS Real Time, Date first available Sep. 15, 2012, [online]retrieved https://www.amazon.com/EEZTire-TPMS-Pressure-Monitoring-System-TPMS4/dp/B009BE069Q/ref=sr_1_5?keywords=tpms&qid=1638312686&qsid=134-5564337-2927451&sr=8-5&sres=B085C2HMQP%2CB07PP55QF9%2C12/01/21,av (Year: 2012).*

* cited by examiner

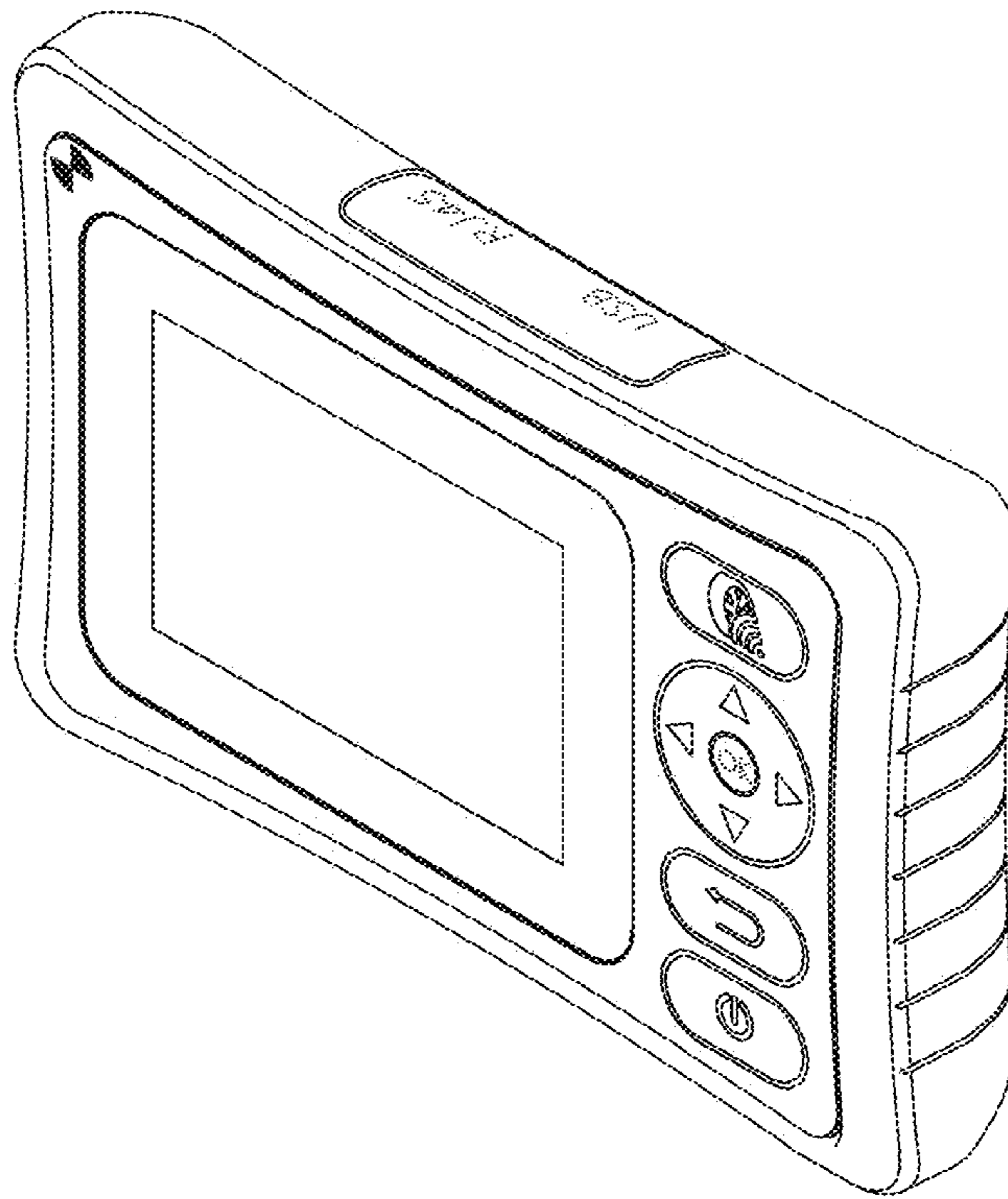


Fig. 1

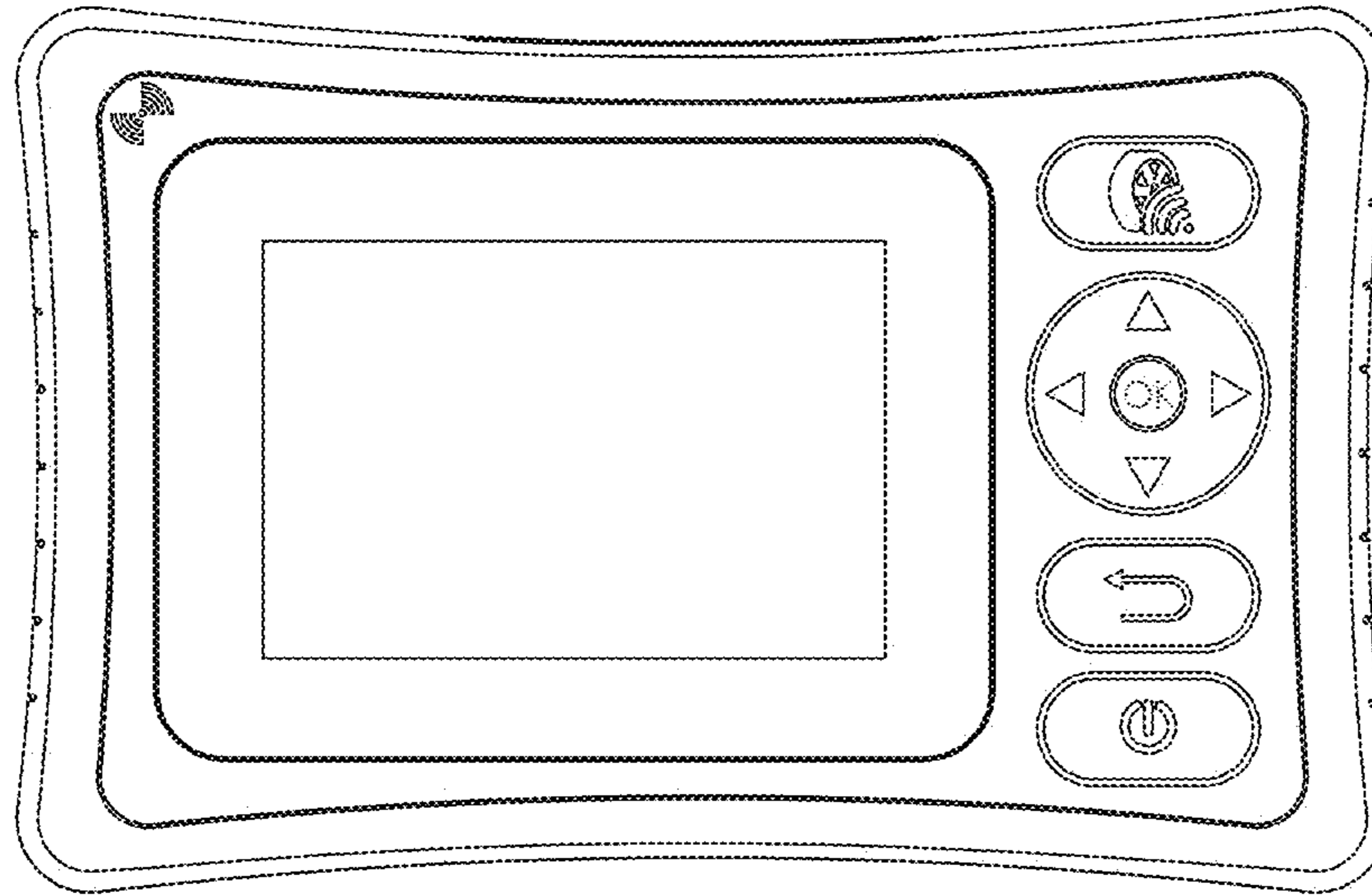


Fig. 2

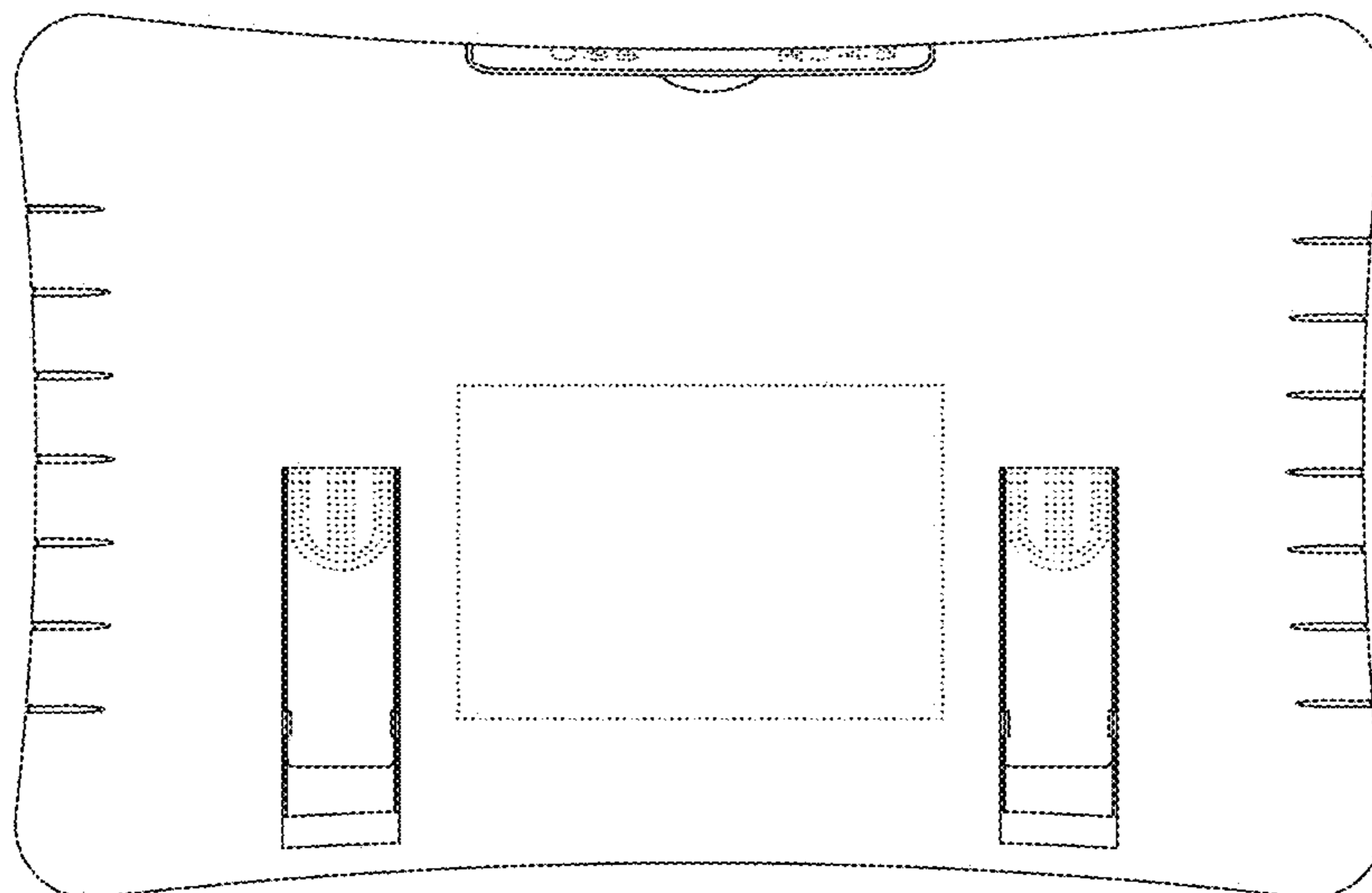


Fig. 3

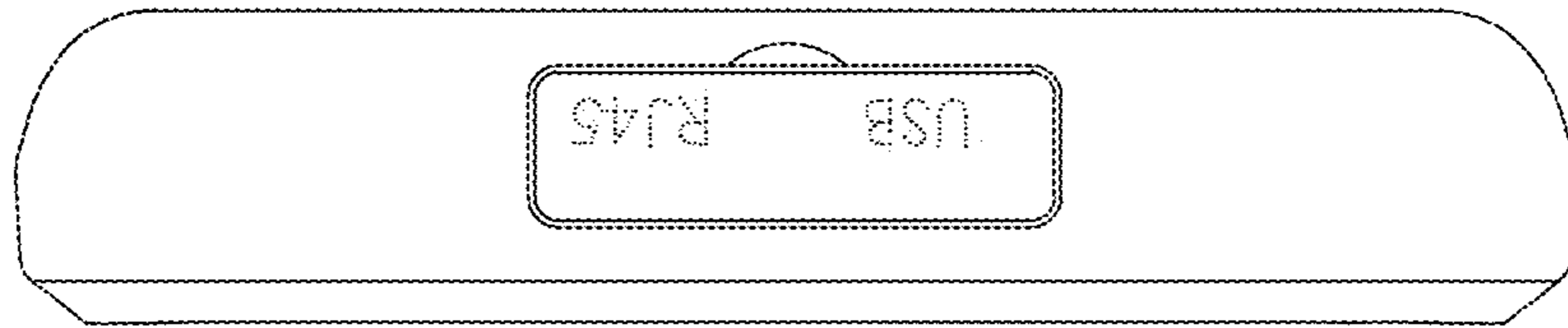


Fig. 4




Fig. 5

Fig. 6

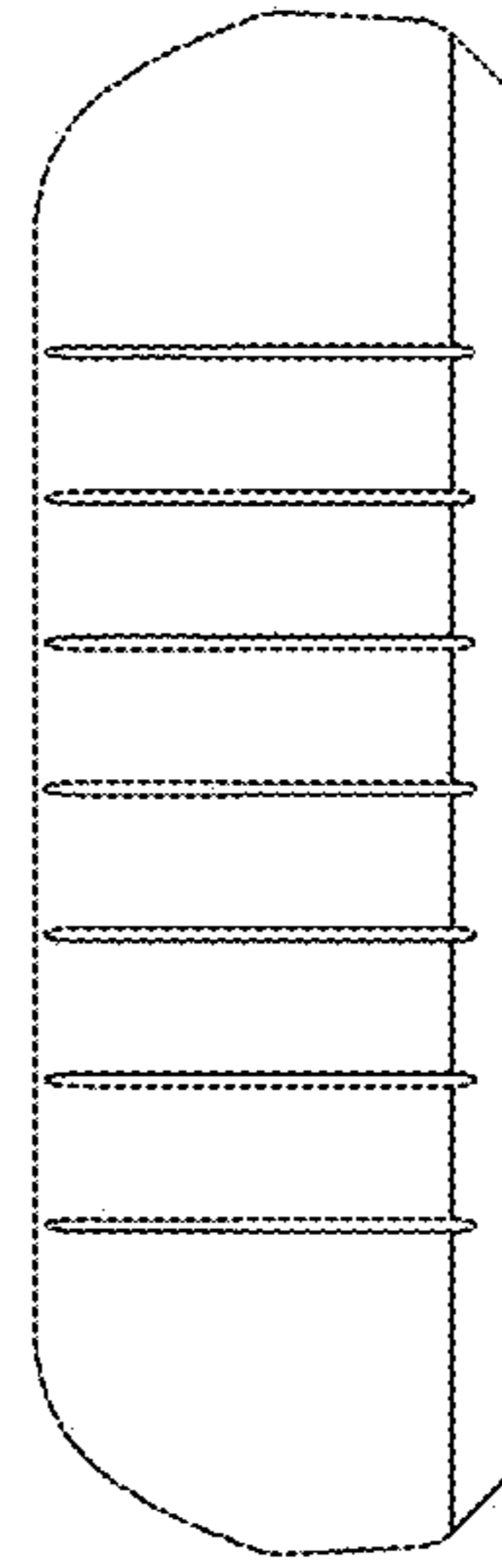
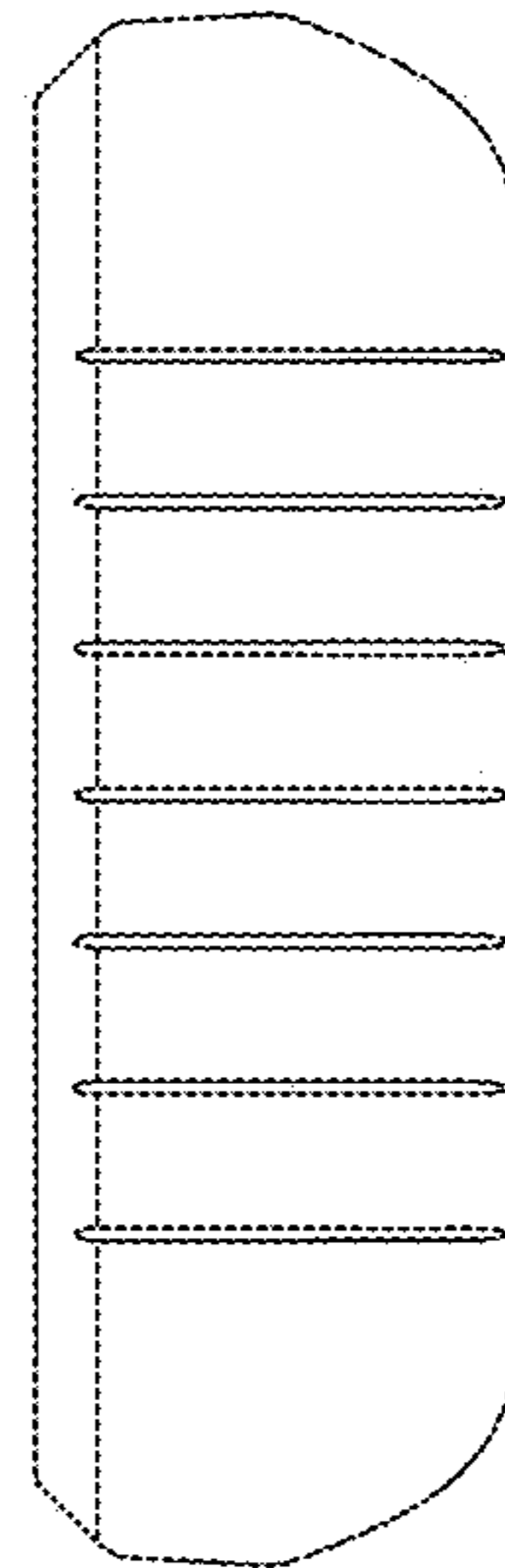


Fig. 7



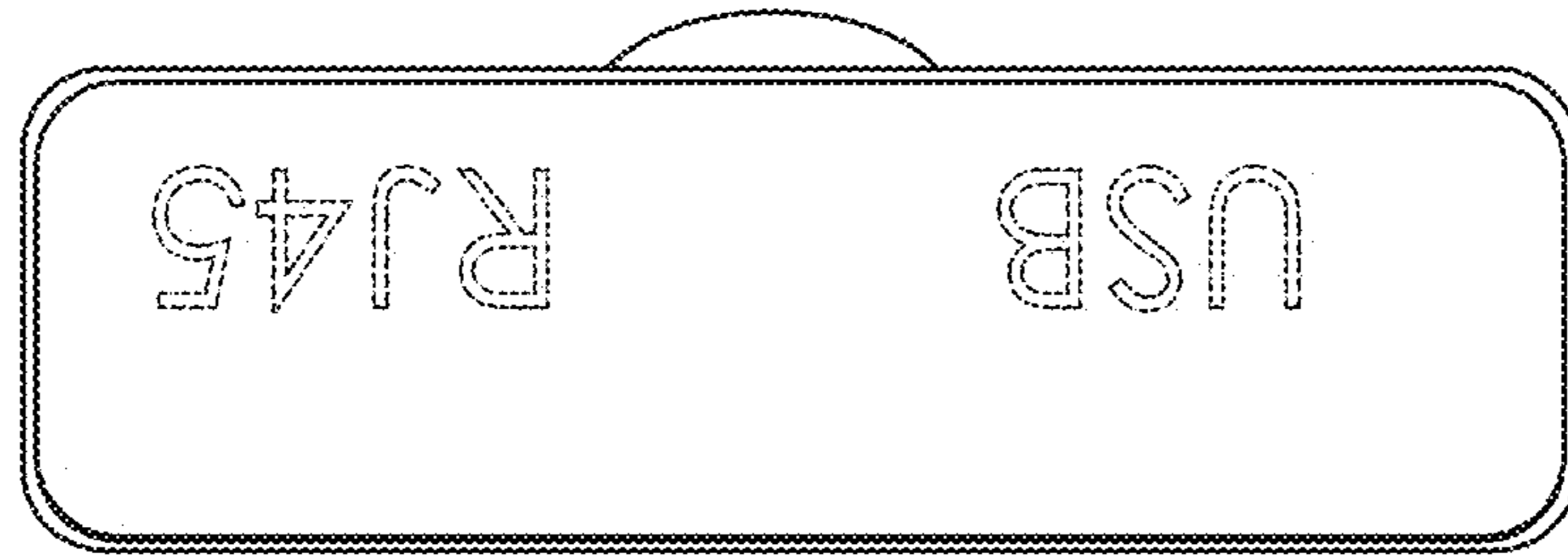


Fig. 8



Fig. 9