

US00D956583S

(12) **United States Design Patent** (10) **Patent No.:** **US D956,583 S**
Osborne (45) **Date of Patent:** **** Jul. 5, 2022**

(54) **TIME CLOCK**

(71) Applicant: **Grosvenor Technology Ltd**, Poole (GB)
(72) Inventor: **Gareth Osborne**, Winchester (GB)
(73) Assignee: **GROSVENOR TECHNOLOGY LTD**, Poole (GB)

(**) Term: **15 Years**

(21) Appl. No.: **29/768,048**

(22) Filed: **Jan. 27, 2021**

(51) **LOC (13) Cl.** **10-03**

(52) **U.S. Cl.**
USPC **D10/41; D14/384**

(58) **Field of Classification Search**
USPC D10/1-2, 14-15, 24, 40-41, 46.1;
D14/384

CPC G04G 17/086; G04F 3/02; G09B 19/12
See application file for complete search history.

(56) **References Cited**

U.S. PATENT DOCUMENTS

D464,948	S	*	10/2002	Vasquez	D14/218
D693,246	S	*	11/2013	Richenberger	D10/41
D710,715	S	*	8/2014	Bianco	D10/41
D750,978	S	*	3/2016	van Slooten	D10/41
D802,450	S	*	11/2017	Boynton	D10/50
D850,438	S	*	6/2019	Koenigsknecht	D14/307
D864,200	S	*	10/2019	Holman, IV	D14/383
D883,981	S	*	5/2020	Zhan	D14/384
D883,982	S	*	5/2020	Zhan	D14/384
D890,177	S	*	7/2020	Mikami	D14/384
2008/0067247	A1	*	3/2008	McGregor	G06K 19/0704 235/380

OTHER PUBLICATIONS

Image of GT10 Time Clock, GT Clocks, publicly available prior to Jan. 27, 2021; <https://gtclocks.com/products/gt10/>; 1 page.

Image of IT51 Time Clock, GT Clocks, publicly available prior to Jan. 27, 2021; <https://gtclocks.com/products/it51/>; 1 page.
Image of GT4 Time Clock, GT Clocks, publicly available prior to Jan. 27, 2021; <https://gtclocks.com/products/gt4/>; 1 page.
Images of Custom Time Clocks, GT Clocks, publicly available prior to Jan. 27, 2021; <https://gtclocks.com/products/custom-clocks/>; 2 pages.

* cited by examiner

Primary Examiner — Katherine Glennon
(74) *Attorney, Agent, or Firm* — Hamre, Schumann, Mueller & Larson, P.C.

(57) **CLAIM**

The ornamental design of a time clock, as shown and described.

DESCRIPTION

FIG. 1 is a perspective view of a time clock showing our new design.

FIG. 2 is a front view thereof.

FIG. 3 is a left side view thereof.

FIG. 4 is a right side view thereof.

FIG. 5 is a top view thereof; and,

FIG. 6 is a bottom view thereof.

The dashed broken lines in the drawings show portions of the time clock that form no part of the claimed design.

The rear view of the article is not shown in the drawings or described in the specification. It is understood that the appearance of any part of the article not shown in the drawings or described in the specification forms no part of the claimed design. As such, the determination of patentability is based on the design for the article shown and described.

1 Claim, 5 Drawing Sheets

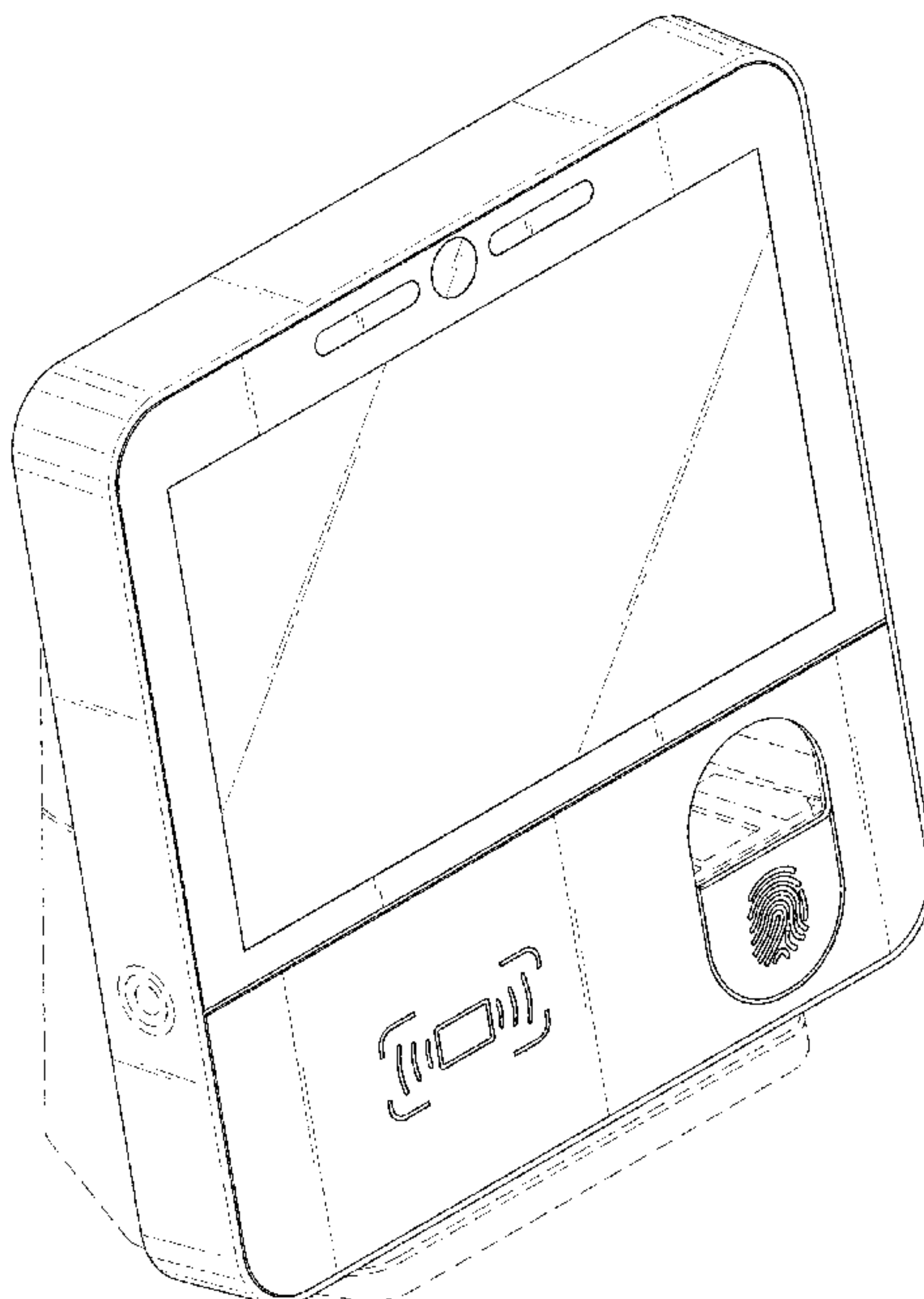


Fig. 1

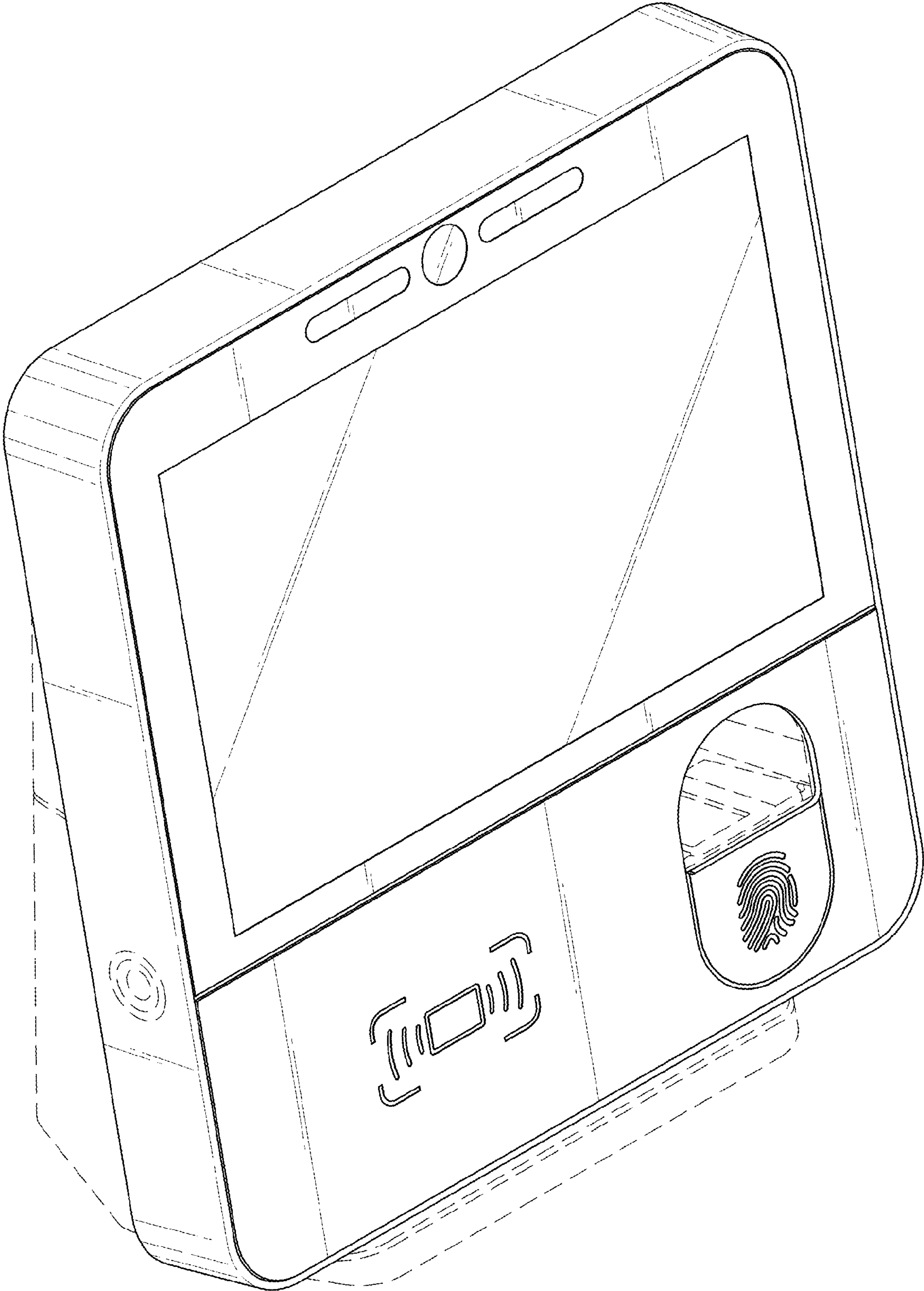


Fig. 2

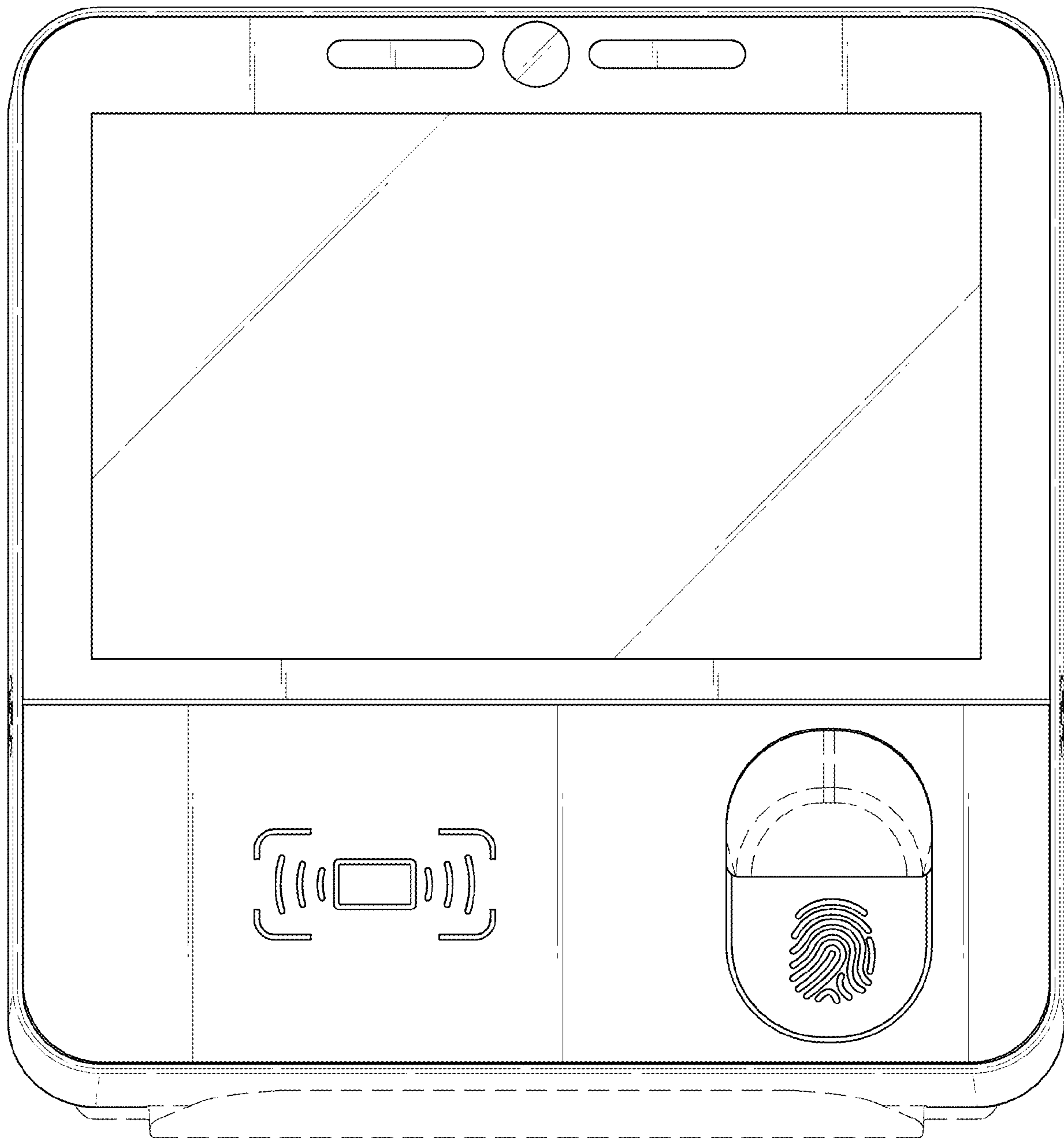


Fig. 3

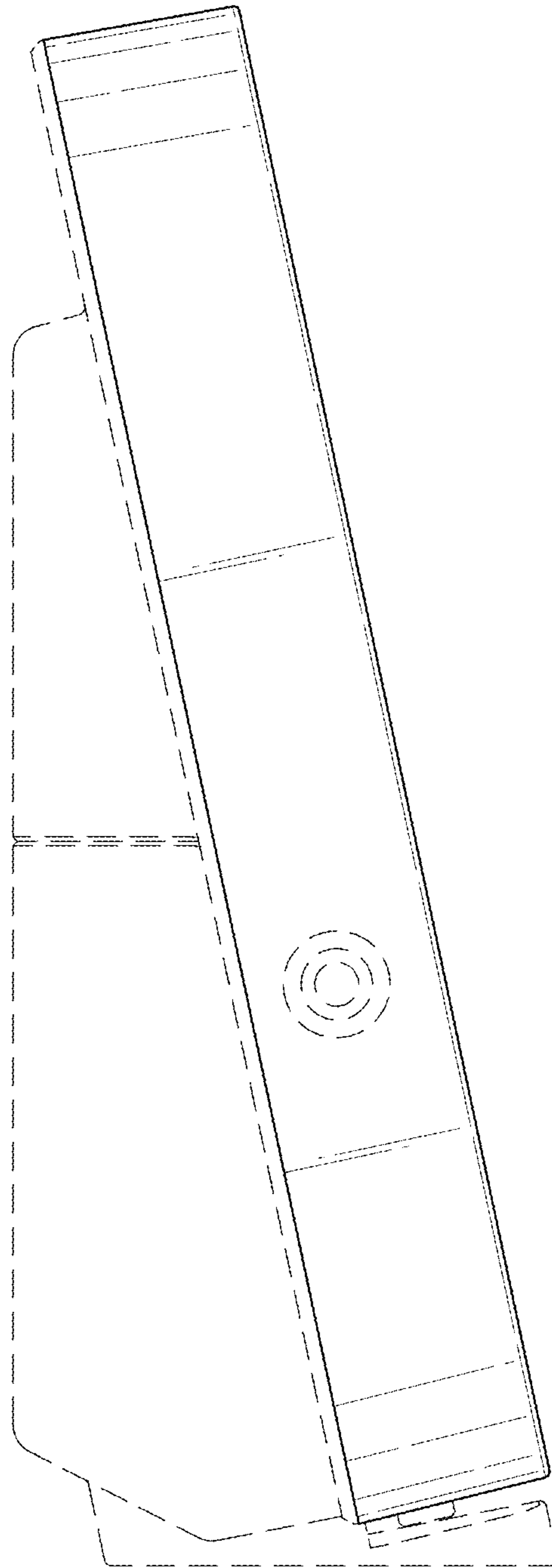


Fig. 4

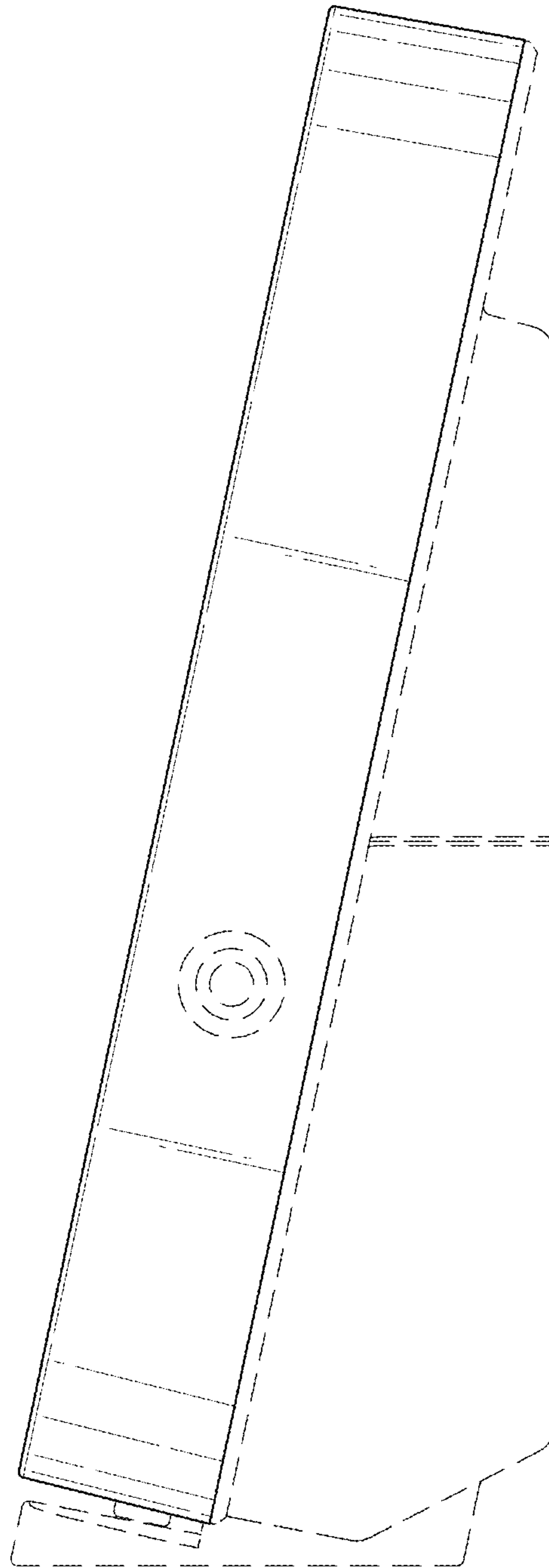


Fig. 5

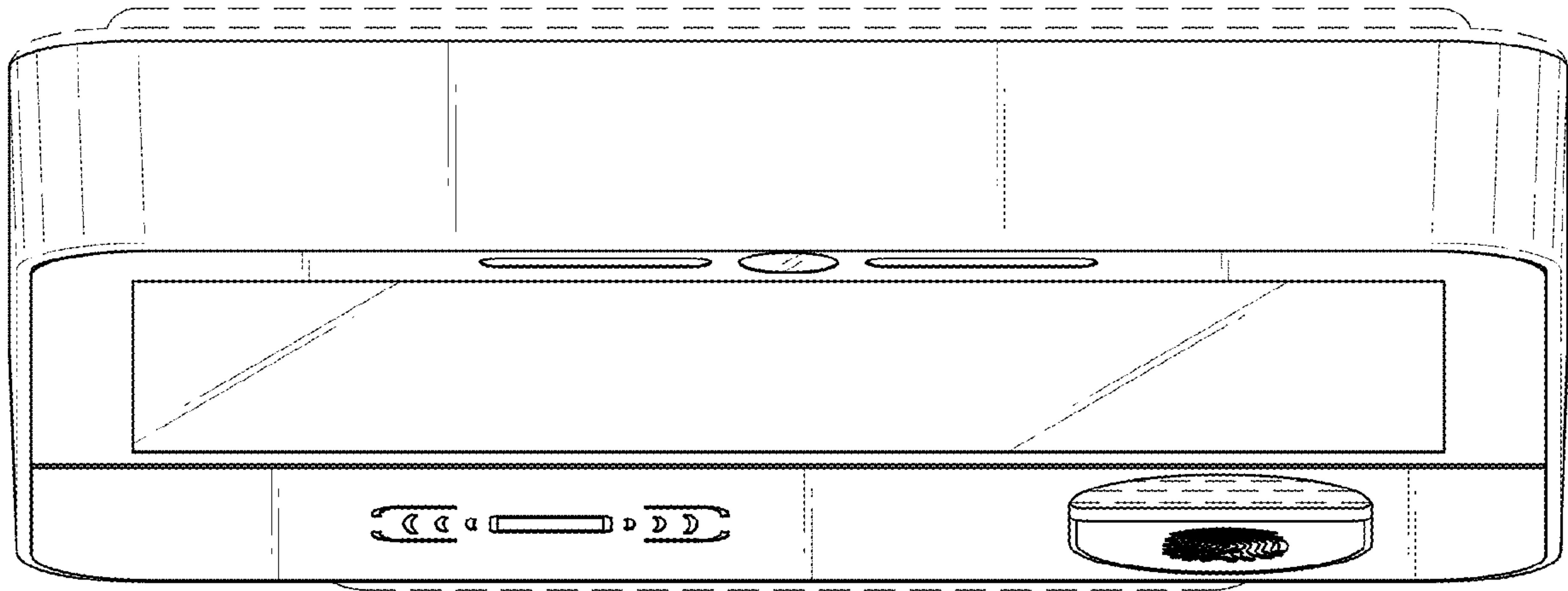


Fig. 6

