



US00D956538S

(12) **United States Design Patent** (10) **Patent No.:** **US D956,538 S**
Schuknecht et al. (45) **Date of Patent:** **** Jul. 5, 2022**

(54) **MOUNTING HARDWARE**

- (71) Applicant: **ARRAY TECHNOLOGIES, INC.**,
Albuquerque, NM (US)
- (72) Inventors: **Nathan Schuknecht**, Golden, CO (US);
Lucas Creasy, Scottsdale, AZ (US);
Jason Addink, Gilbert, AZ (US);
Andrew Chase, Chandler, AZ (US)
- (73) Assignee: **ARRAY TECHNOLOGIES, INC.**,
Albuquerque, NM (US)
- (**) Term: **15 Years**

- (21) Appl. No.: **29/734,141**
- (22) Filed: **May 8, 2020**
- (51) **LOC (13) Cl.** **08-11**
- (52) **U.S. Cl.**
USPC **D8/373**
- (58) **Field of Classification Search**
USPC D6/315, 317-328; D8/367, 368, 370
CPC ... A47F 7/19; A47F 13/085; A47G 2025/448;
A47G 25/005; A47G 25/14; A47G
25/1442; A47G 25/16; A47G 25/25;
A47G 25/26; A47G 25/32; A47G 25/40
See application file for complete search history.

(56) **References Cited**

U.S. PATENT DOCUMENTS

- D604,150 S * 11/2009 Lee F24S 30/425
D12/114
- 8,459,249 B2 6/2013 Corio
- 9,276,521 B2 3/2016 Reed et al.
- 9,281,778 B2 3/2016 Corio et al.
- 9,581,678 B2 2/2017 Corio
- 9,631,840 B2 4/2017 Corio
- D801,895 S * 11/2017 Bowyer D12/180

(Continued)

OTHER PUBLICATIONS

Array Technologies, Inc. (Nov. 11, 2019). Array Technologies Product Overview. YouTube. Accessed (Aug. 17, 2021). URL: <<https://www.youtube.com/watch?v=nhDWaT5MjVA>> (Year: 2019).*
(Continued)

Primary Examiner — Rachel A. Voorhies
Assistant Examiner — Benjamin D. Wannemacher
(74) *Attorney, Agent, or Firm* — Maschoff Brennan

(57) **CLAIM**

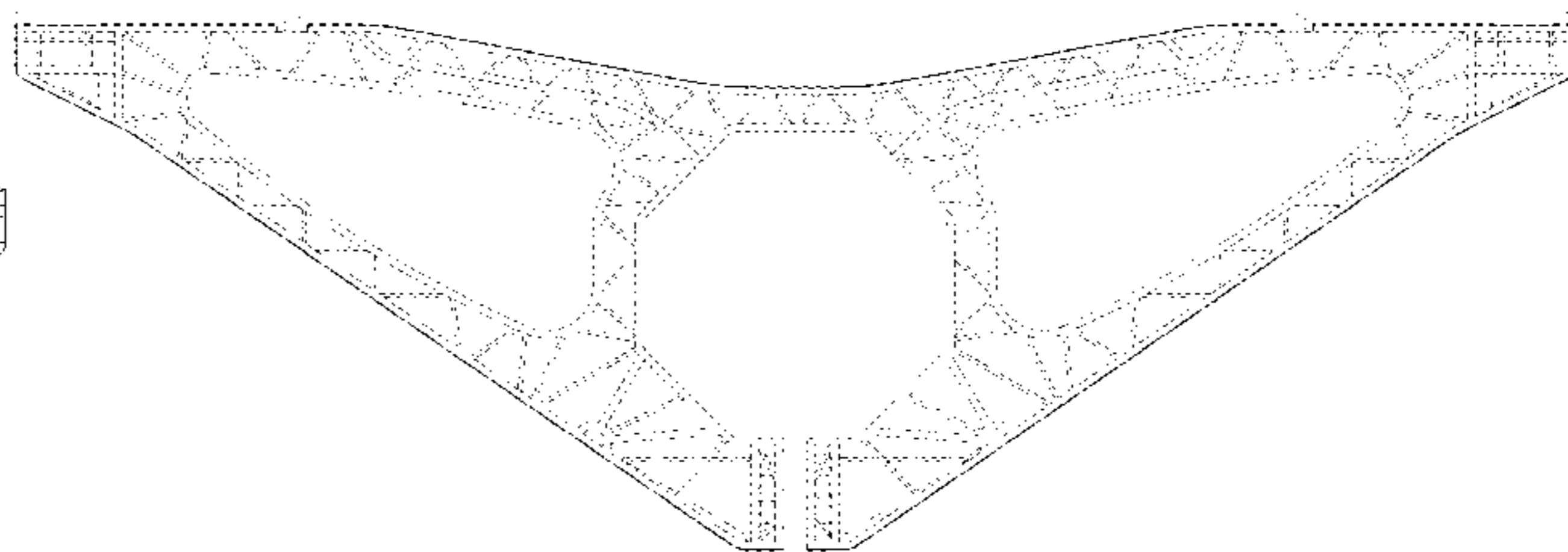
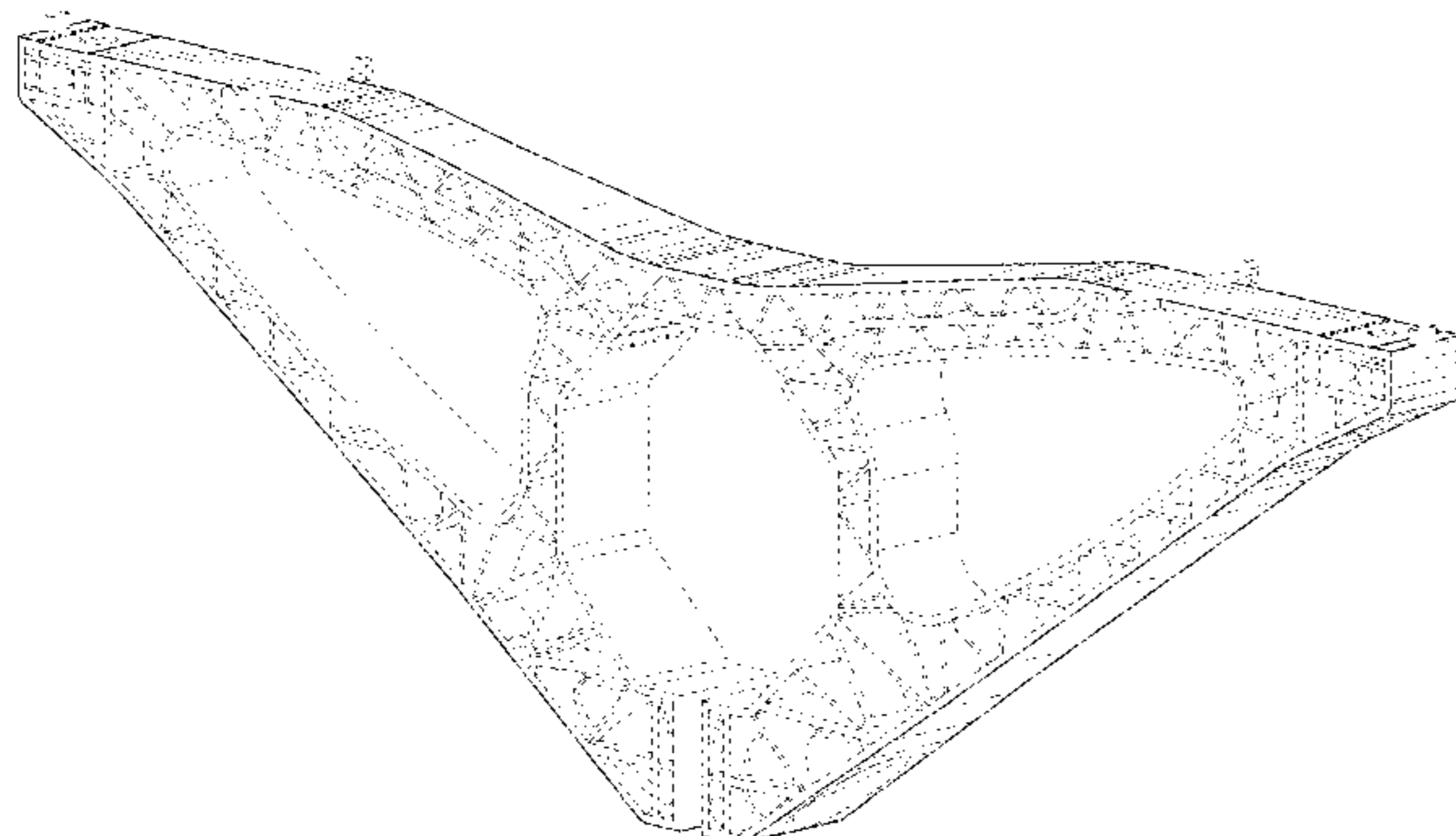
The ornamental design for a mounting hardware, as shown and described.

DESCRIPTION

FIG. 1 is an upper perspective view of a mounting hardware, illustrating the mounting hardware mounted to exemplary environment;
FIG. 2 is another upper perspective view of the mounting hardware shown in FIG. 1;
FIG. 3 is a lower perspective view of the mounting hardware shown in FIG. 2;
FIG. 4 is a front view of the mounting hardware shown in FIG. 2;
FIG. 5 is a rear view of the mounting hardware shown in FIG. 2;
FIG. 6 is a left-side view of the mounting hardware shown in FIG. 2;
FIG. 7 is a right-side view of the mounting hardware shown in FIG. 2;
FIG. 8 is a top view of the mounting hardware shown in FIG. 2; and,
FIG. 9 is a bottom view of the mounting hardware shown in FIG. 2.

The broken lines are for the purpose of illustrating portions of the mounting hardware that form no part of the claimed design. The broken line showing of the torsion tube and attachment structures in FIG. 1 illustrates the environment of the claimed design and forms no part thereof.

1 Claim, 7 Drawing Sheets



(56)

References Cited

U.S. PATENT DOCUMENTS

10,042,030 B2 8/2018 Corio
10,069,455 B2 9/2018 Corio et al.
D833,349 S * 11/2018 Bowyer D12/180
D839,003 S * 1/2019 Boles D6/319
10,536,109 B2 1/2020 Corio
10,771,007 B2 9/2020 Corio
10,809,345 B2 10/2020 Corio
D906,698 S * 1/2021 Gargan D6/319
2010/0089389 A1 4/2010 Seery et al.
2015/0092383 A1* 4/2015 Corio F24S 30/425
361/807
2015/0200621 A1 7/2015 Reed et al.
2018/0317685 A1* 11/2018 Boles A47G 25/28

OTHER PUBLICATIONS

Array Technologies, Inc. (Nov. 11, 2019). Array Wind Mitigation. YouTube. Accessed (Aug. 17, 2021). URL: <<https://www.youtube.com/watch?v=5JbhRFdBsjs>> (Year: 2019).*

* cited by examiner

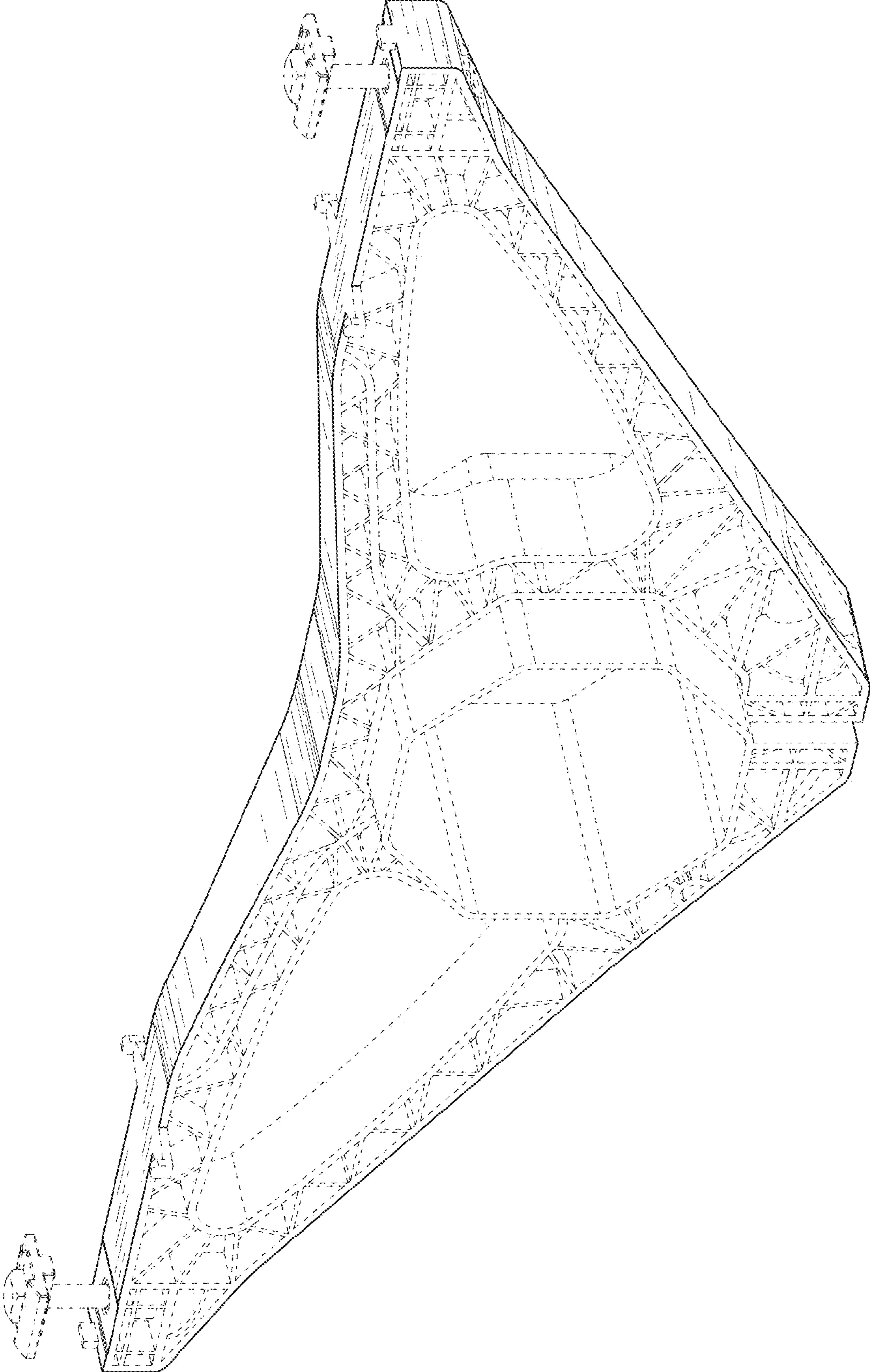


FIG. 1

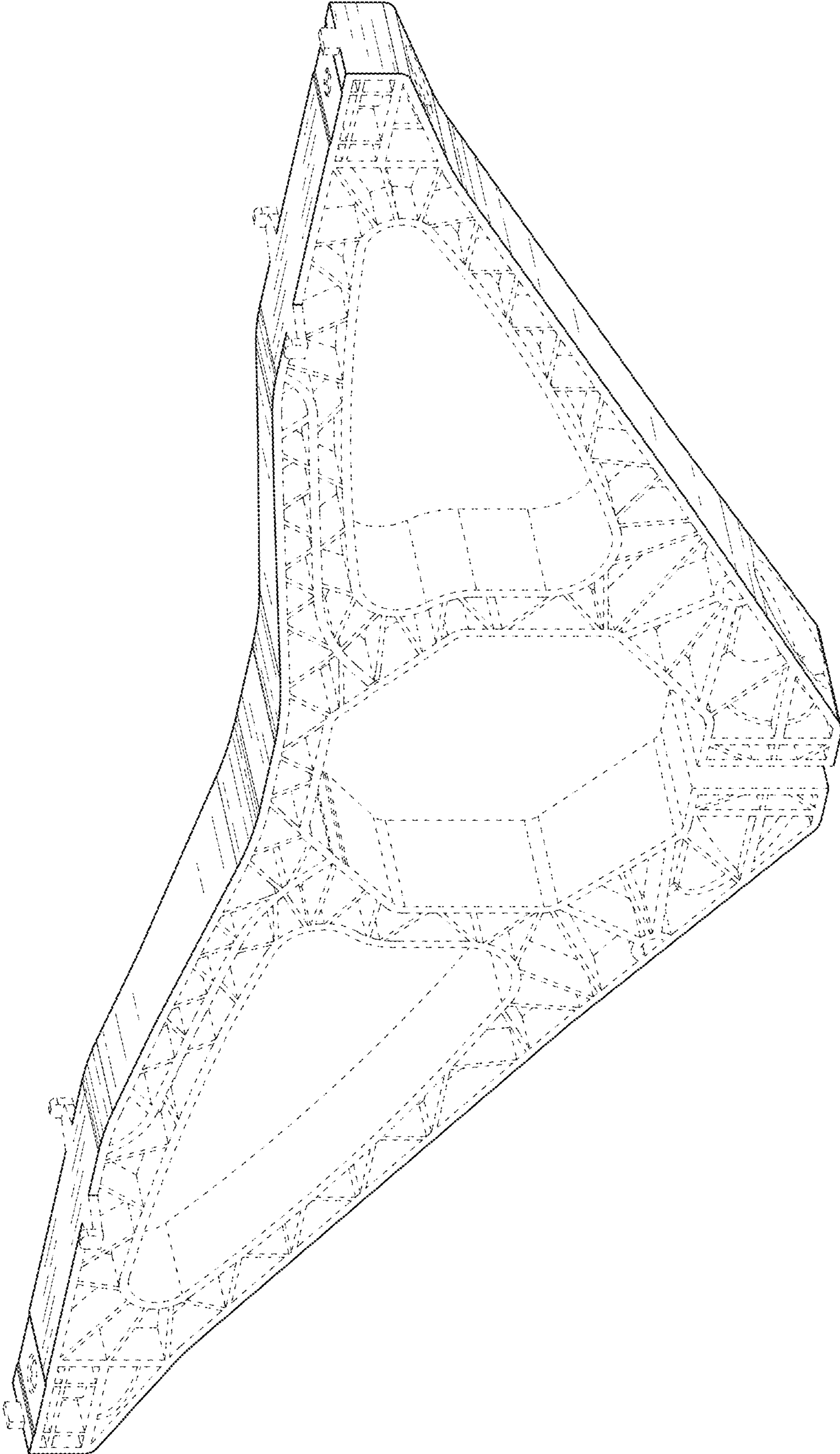


FIG. 2

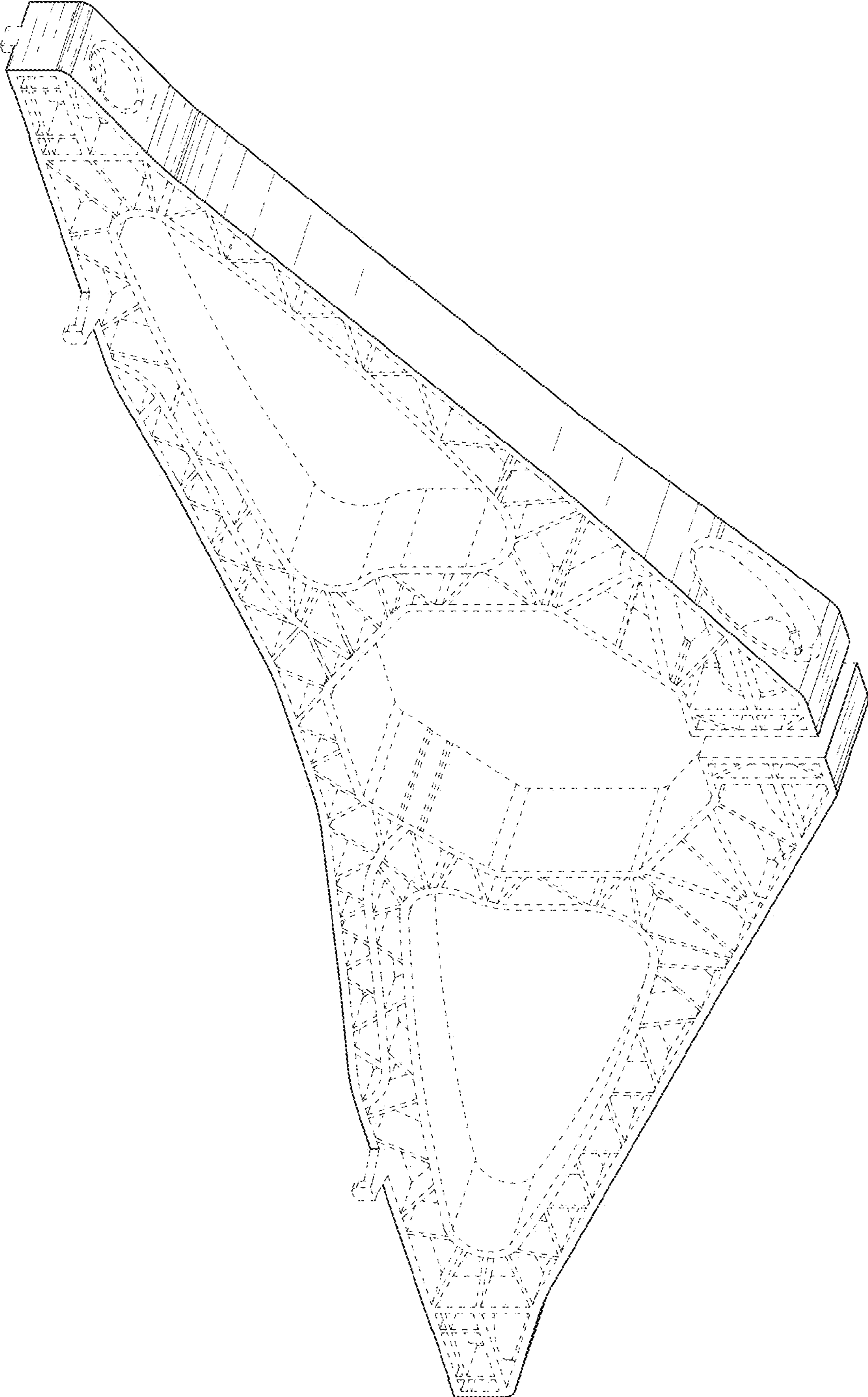


FIG. 3

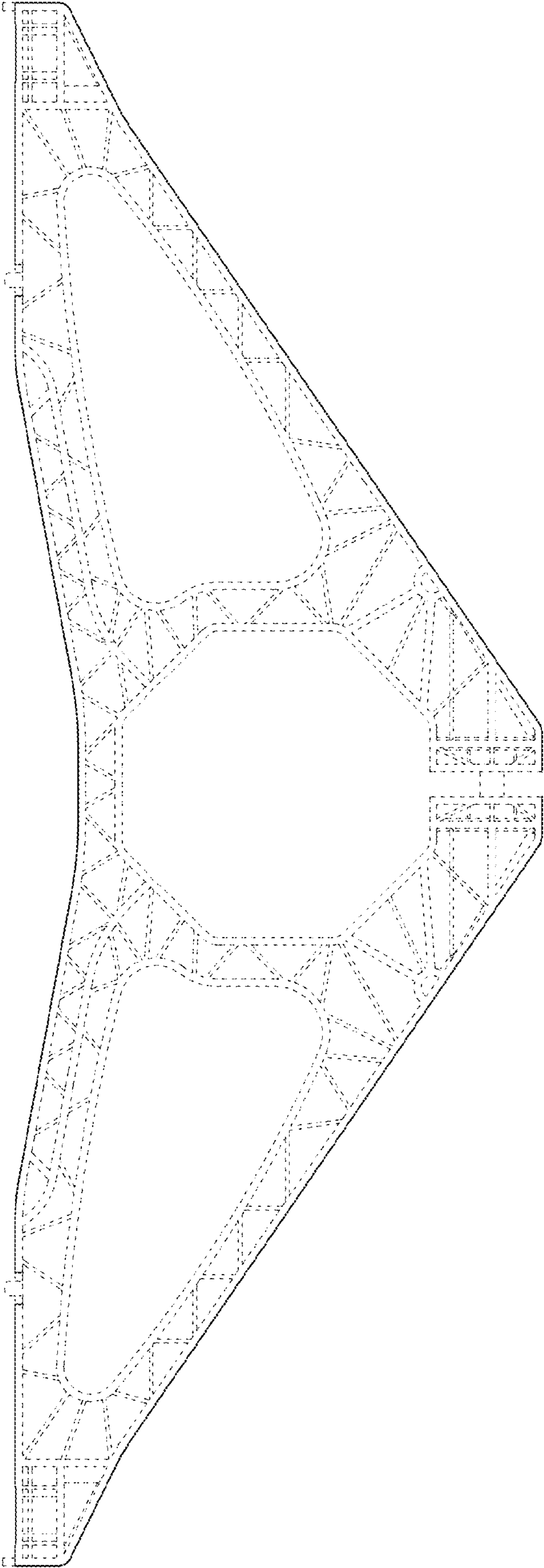


FIG. 4

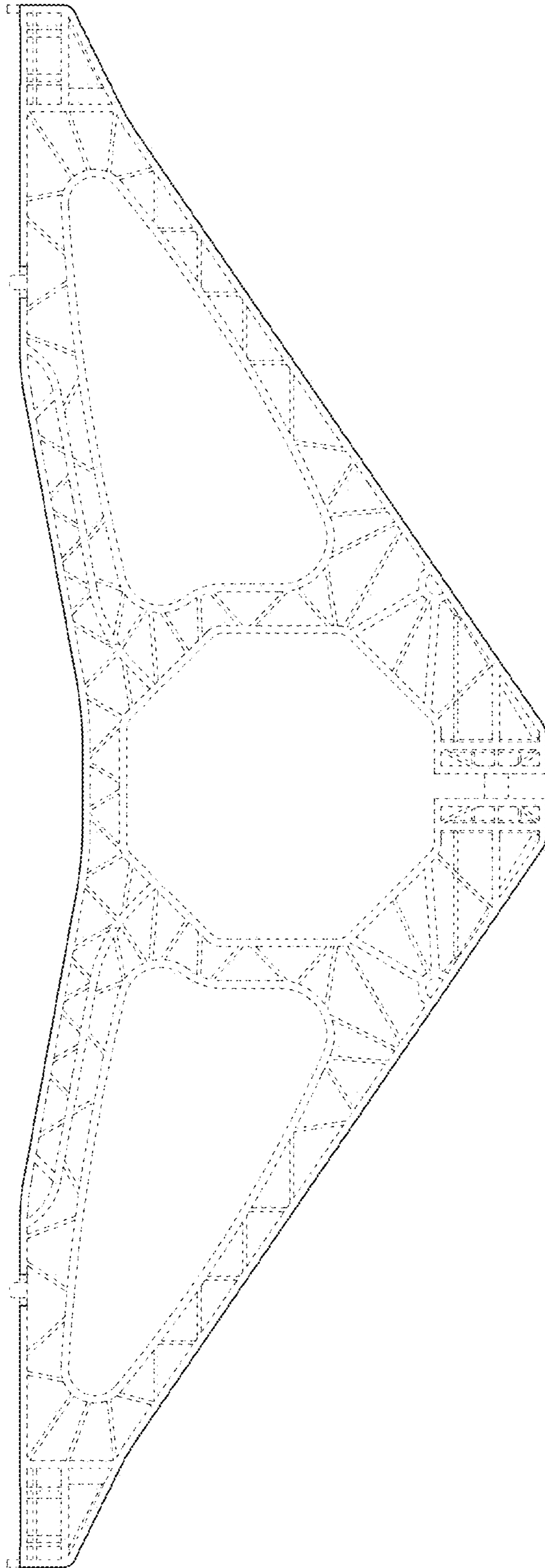


FIG. 5

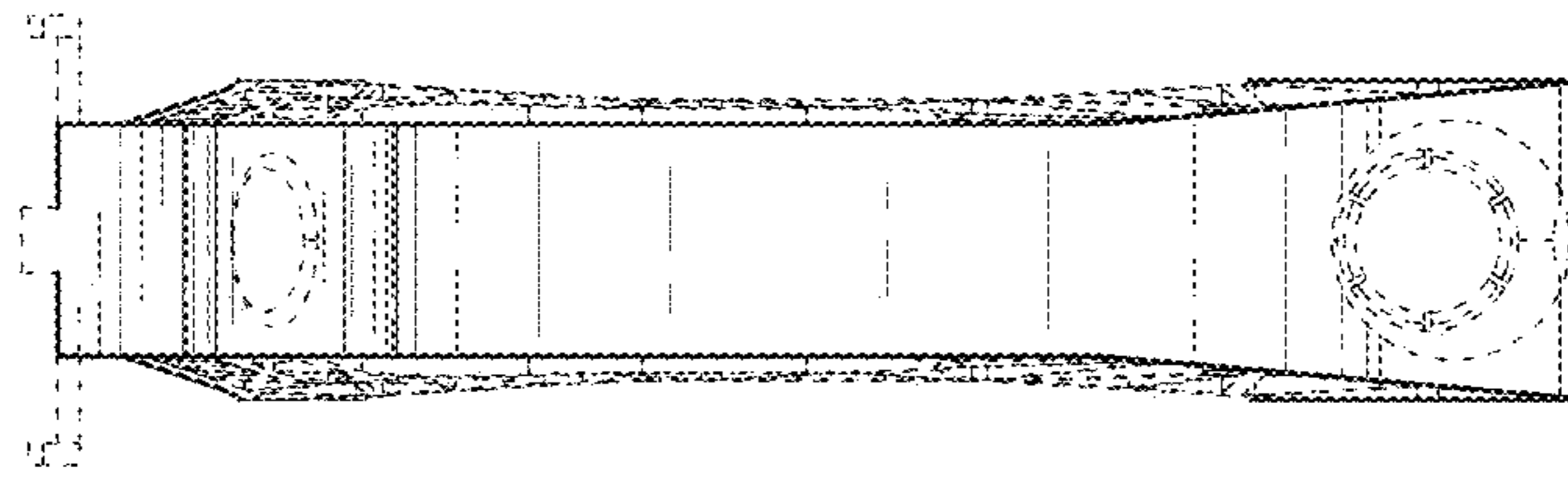


FIG. 6

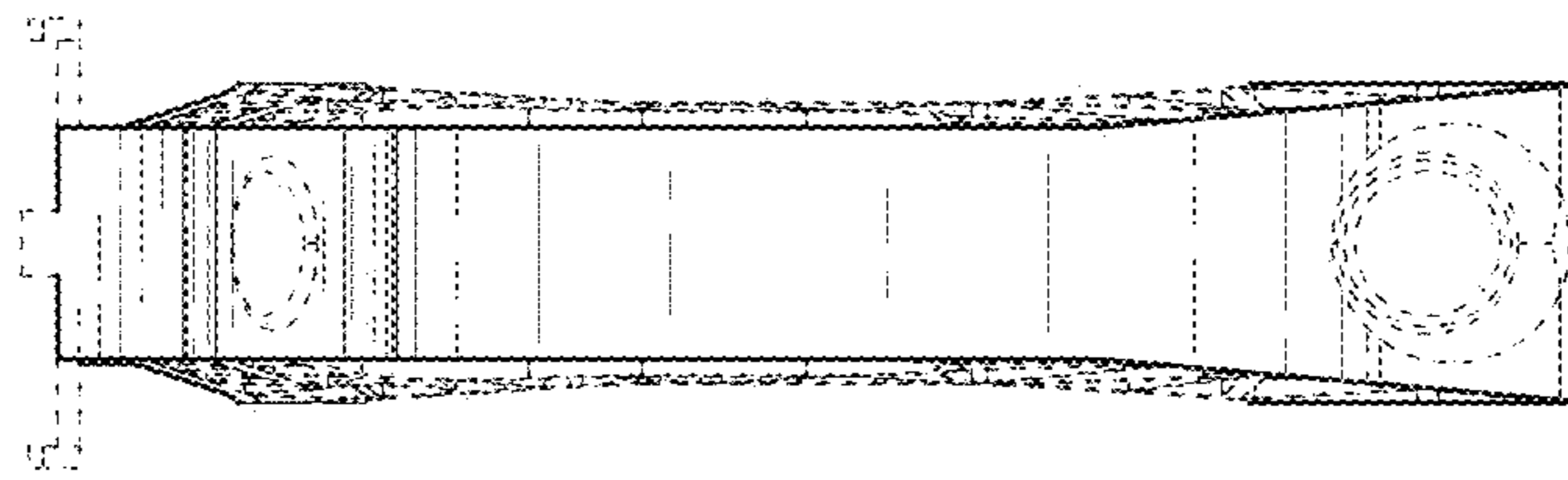


FIG. 7

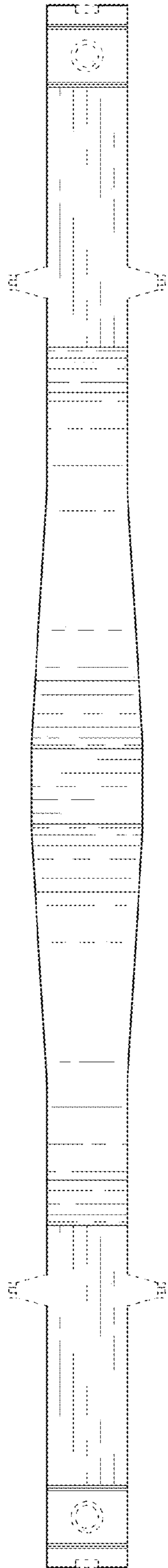


FIG. 8

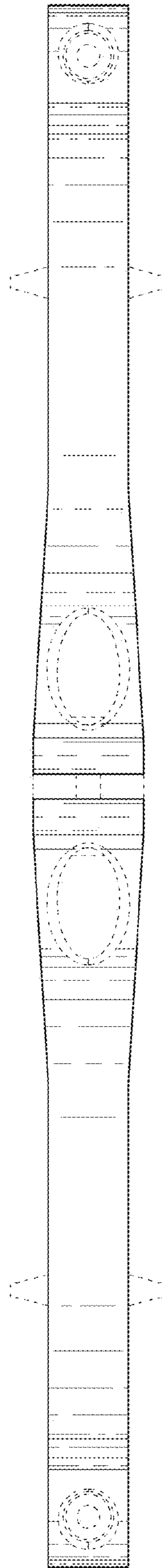


FIG. 9