



US00D956531S

(12) **United States Design Patent**
Xu

(10) **Patent No.:** **US D956,531 S**

(45) **Date of Patent:** **** Jul. 5, 2022**

(54) **CURTAIN TIEBACK ROPE**

(71) Applicant: **Hangzhou Xuye Cross-border E-commerce Co., Ltd., Zhejiang (CN)**

(72) Inventor: **Feng Xu, Zhejiang (CN)**

(73) Assignee: **Hangzhou Xuye Cross-border E-commerce Co., Ltd., Zhejiang (CN)**

(**) Term: **15 Years**

(21) Appl. No.: **29/759,911**

(22) Filed: **Nov. 25, 2020**

(30) **Foreign Application Priority Data**

Oct. 9, 2020 (CN) 202030597506.1

(51) **LOC (13) Cl.** **08-05**

(52) **U.S. Cl.**
USPC **D8/368**

(58) **Field of Classification Search**
USPC D8/367, 356, 354, 349, 18, 105, 368;
248/341; 224/217; 24/1, 702
CPC A45F 5/021; A44B 13/0029; F16B 45/00;
F16M 13/02
See application file for complete search history.

(56) **References Cited**

U.S. PATENT DOCUMENTS

- 1,377,066 A * 5/1921 Garrabrant A47H 19/00
24/1
- 2,365,664 A * 12/1944 Troensegaard A47H 19/00
160/349.2
- 2,473,086 A * 6/1949 Montero A47G 29/083
248/308
- 2,840,155 A * 6/1958 Stern A47H 13/00
160/124
- D221,056 S * 7/1971 Minoff D8/367
- 4,558,495 A * 12/1985 Olsen B23B 45/006
24/16 PB
- D286,261 S * 10/1986 Smederod 160/349.2

- D296,299 S * 6/1988 Bussell D10/32
- D357,624 S * 4/1995 Ferdman D8/368
- D366,999 S * 2/1996 Ferdman D8/368
- D379,920 S * 6/1997 Bozzo D8/368

(Continued)

Primary Examiner — Cynthia R Underwood

(74) *Attorney, Agent, or Firm* — JCIP Global Inc.

(57) **CLAIM**

The ornamental design for a curtain tieback rope, as shown and described.

DESCRIPTION

FIG. 1 is a reduced scale perspective view of a complete curtain tieback rope showing my new design, shown with the rope cut away to show no specific length;

FIG. 2 is a front elevation view of an enlarged single head of the curtain tieback rope shown separately for clarity of illustration;

FIG. 3 is a rear elevation view of the enlarged single head of the curtain tieback rope shown separately for clarity of illustration;

FIG. 4 is a left side elevation view of the enlarged single head of the curtain tieback rope shown separately for clarity of illustration;


FIG. 5 is a right side elevation view of the enlarged single head of the curtain tieback rope shown separately for clarity of illustration;

FIG. 6 is a top plan view of the enlarged single head of the curtain tieback rope shown separately for clarity of illustration; and,

FIG. 7 is a bottom plan view of the enlarged single head of the curtain tieback rope shown separately for clarity of illustration.

The broken away symbols in the drawings indicate that any portion of the article beyond what is shown forms no part of the claimed design.

1 Claim, 6 Drawing Sheets



(56)

References Cited

U.S. PATENT DOCUMENTS

5,670,221 A * 9/1997 Bried A47H 1/02
52/655.2
D475,278 S * 6/2003 Williams D3/328
D519,310 S * 4/2006 Schorling D6/580
D573,875 S * 7/2008 Anderson D8/367
D583,664 S * 12/2008 Franzone, Jr. D9/434
D597,825 S * 8/2009 Ho D8/367
D618,536 S * 6/2010 Eason D8/349
7,771,221 B1 * 8/2010 Blackwell H01R 13/52
439/282
7,954,515 B2 * 6/2011 Gerst F16L 55/141
138/89
D642,450 S * 8/2011 Freese D8/367
8,534,626 B1 * 9/2013 Freese A47G 29/083
248/305
D721,570 S * 1/2015 Caughron D8/367
9,084,502 B2 * 7/2015 Lapadula A47H 19/00
D762,589 S * 8/2016 Sanfileben B60D 1/58
D13/156
D787,303 S * 5/2017 Garvin D8/367
D795,678 S * 8/2017 Early D8/367
D813,654 S * 3/2018 Erickson D8/367
D838,060 S * 1/2019 Bitar D30/153
D848,246 S * 5/2019 Jones D8/368
D868,568 S * 12/2019 Elliott D8/367
D891,233 S * 7/2020 Yu D8/367
10,746,324 B1 * 8/2020 Roth F16G 11/143
D911,154 S * 2/2021 Jiao D8/368
D918,022 S * 5/2021 Yu D8/368
D924,671 S * 7/2021 Yan D8/368
D924,672 S * 7/2021 Zhang D8/368
2002/0151930 A1 * 10/2002 Mills A61H 39/04
606/204
2019/0101152 A1 * 4/2019 Turbenson F16B 45/00

* cited by examiner

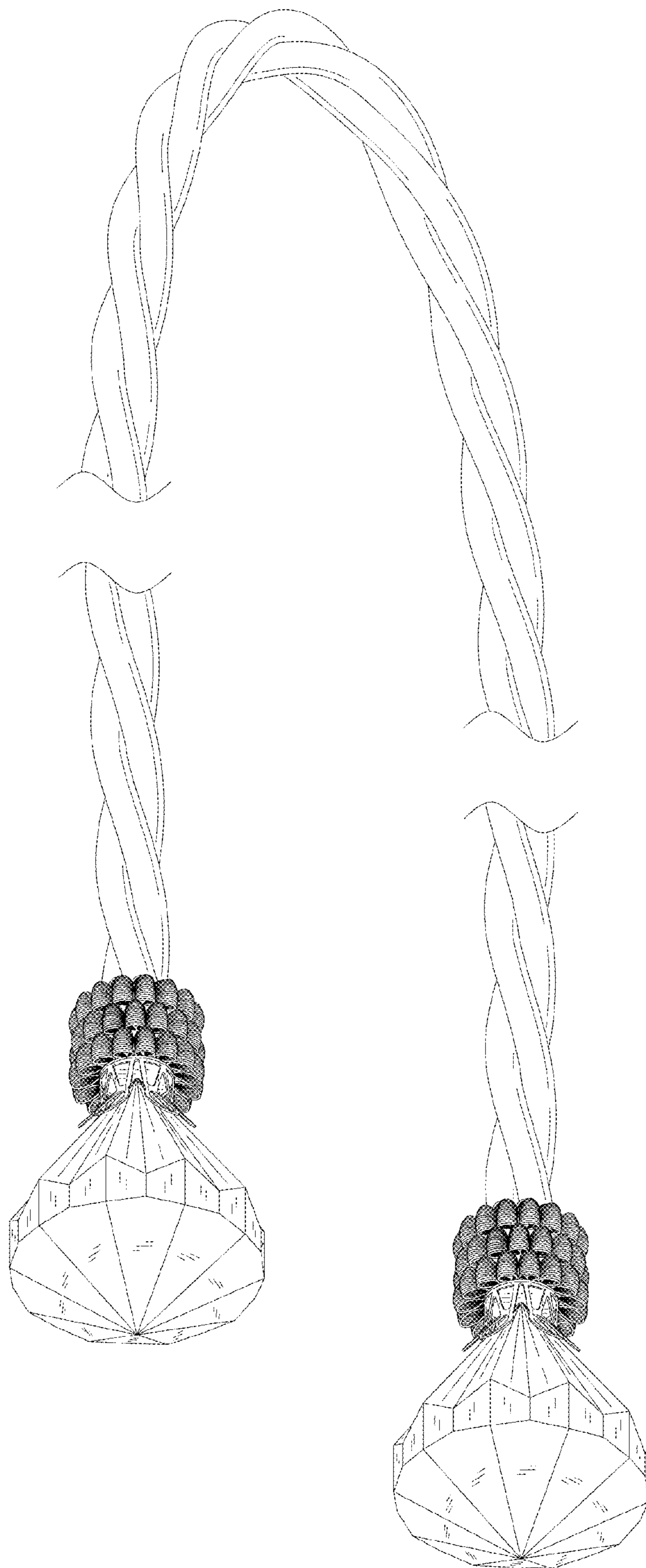


FIG. 1

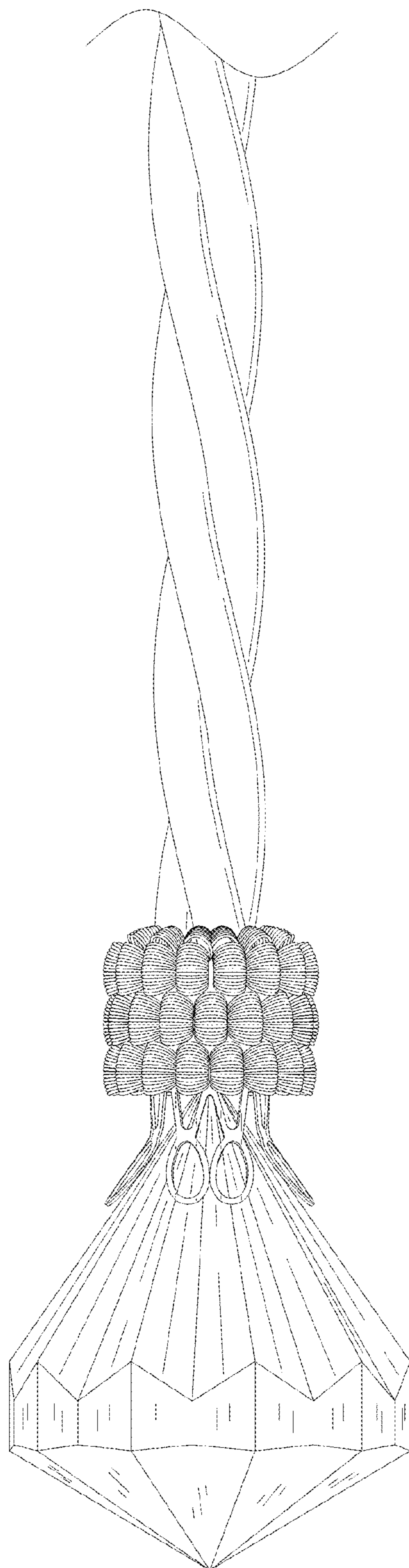


FIG. 2



FIG. 3

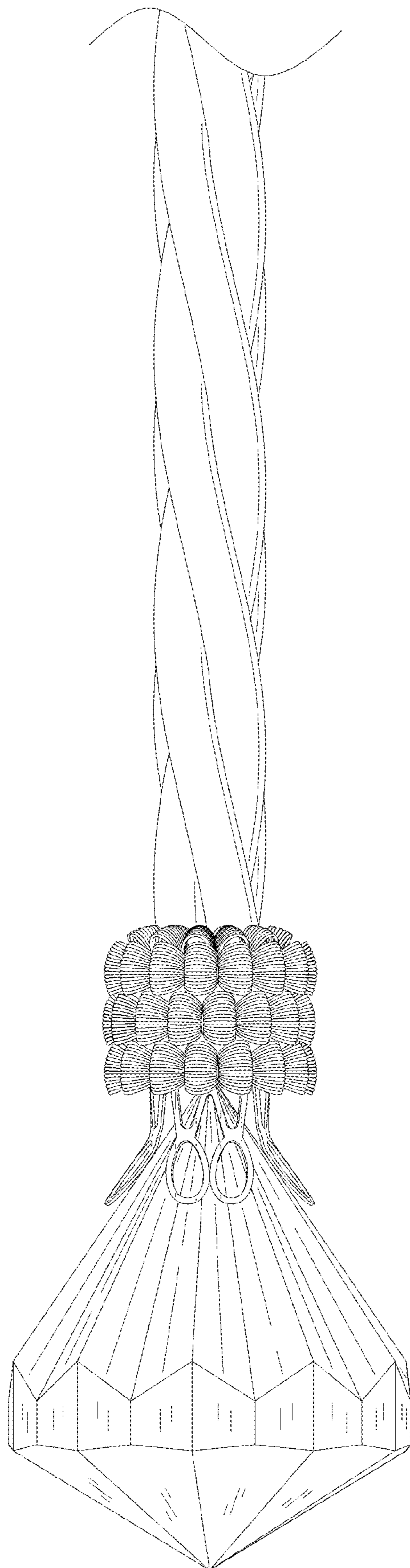


FIG. 4

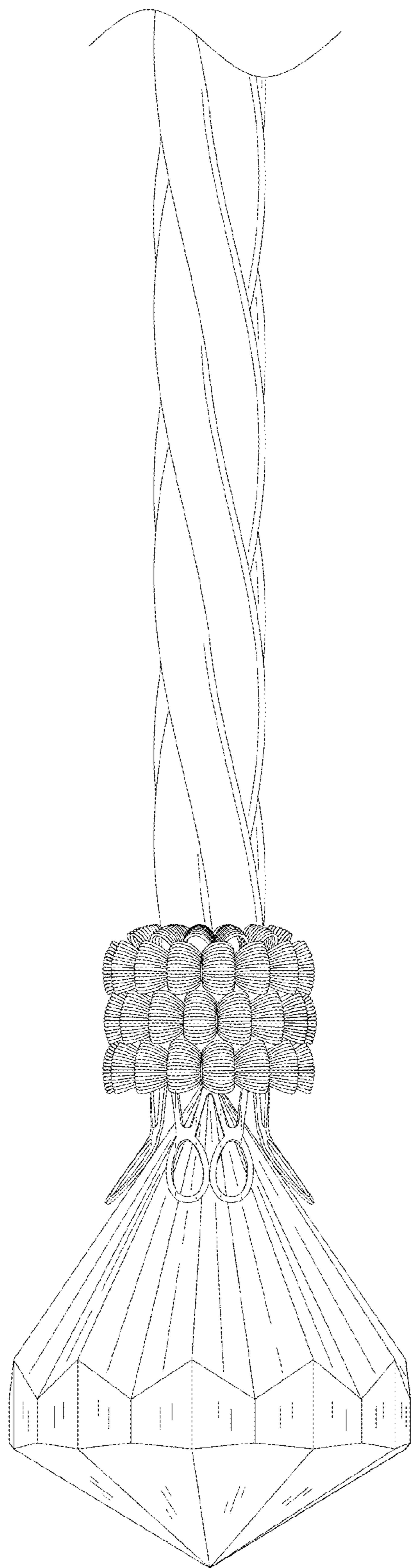


FIG. 5

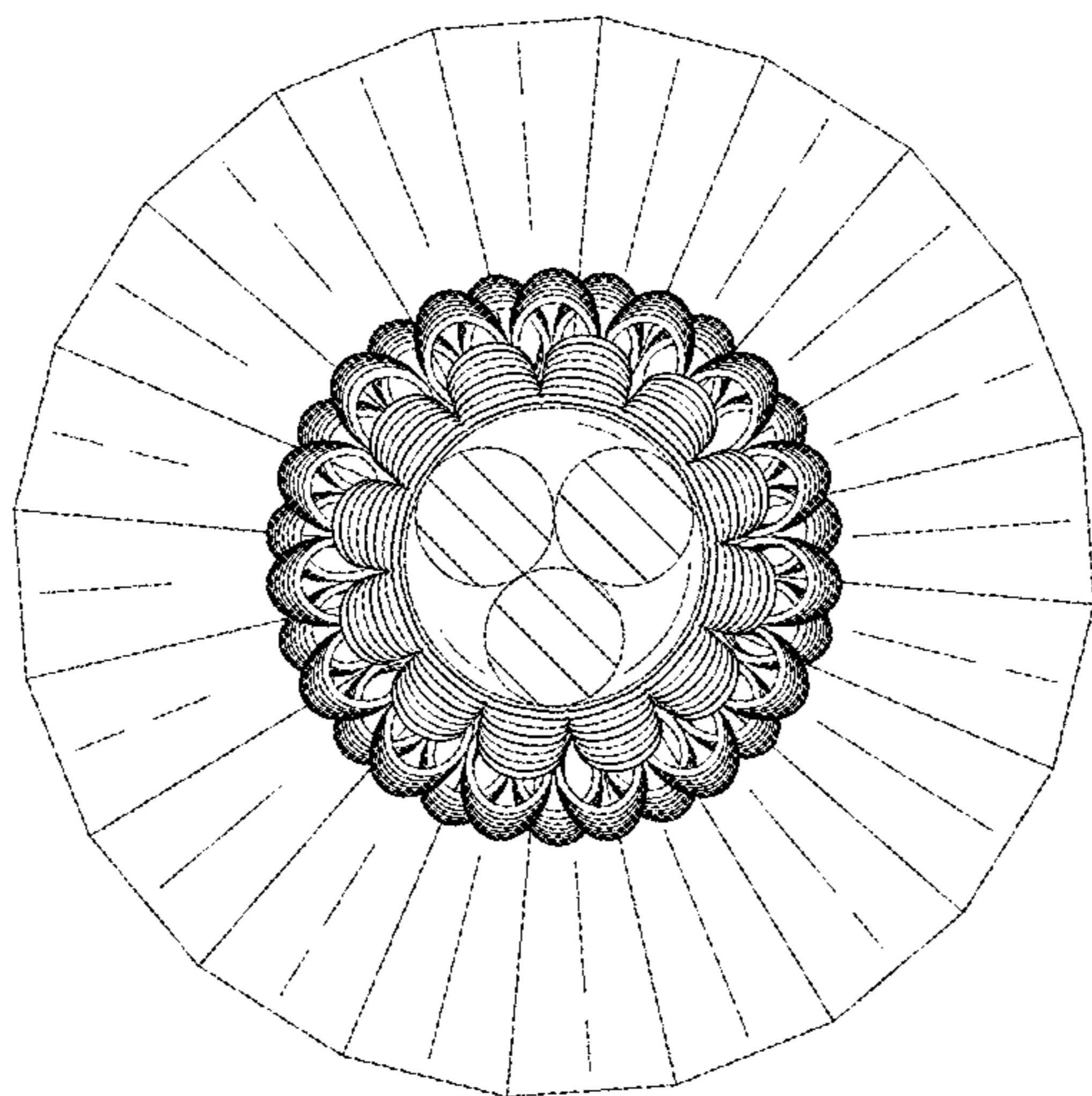


FIG. 6

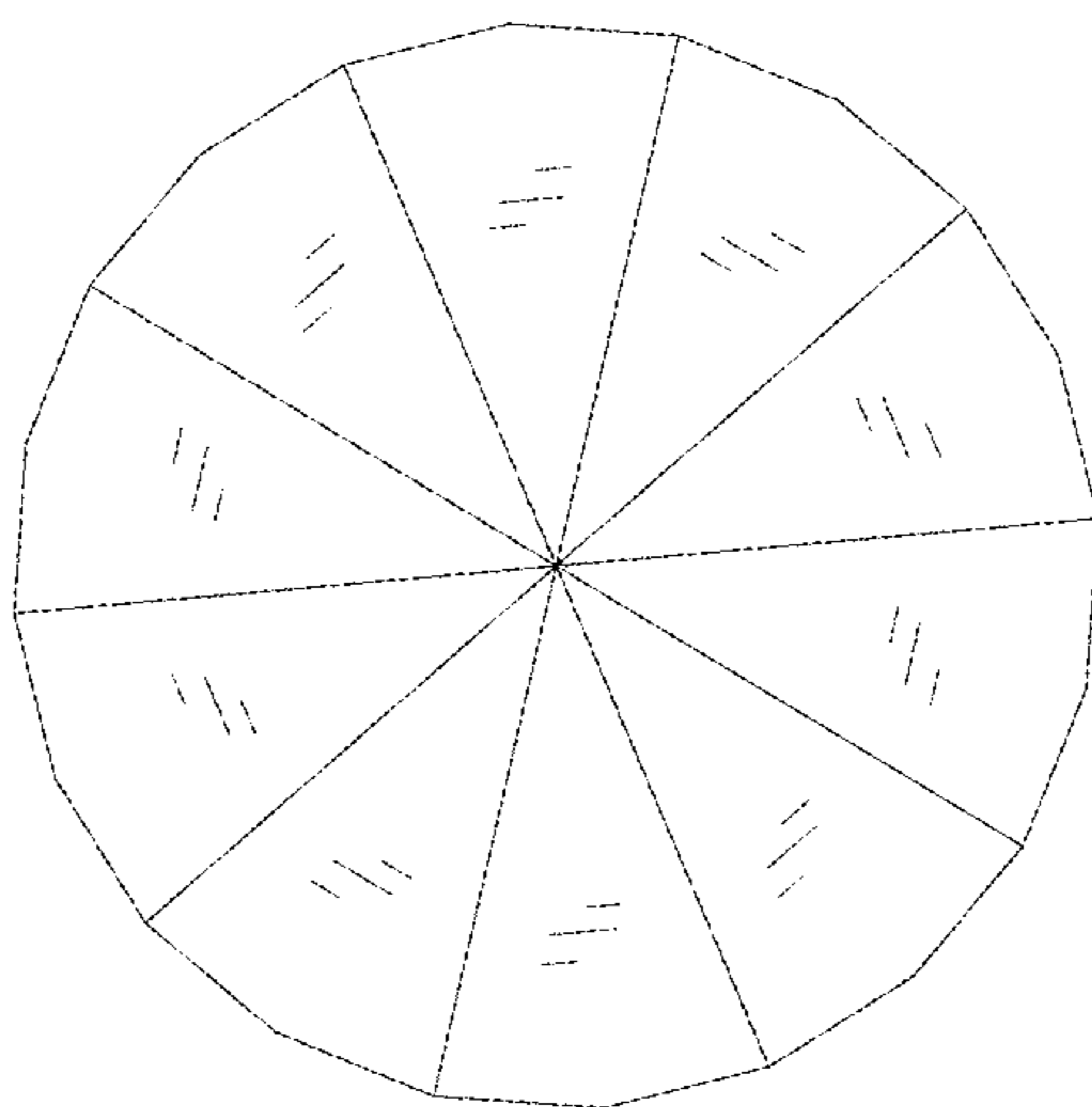


FIG. 7