



US00D956502S

(12) **United States Design Patent** (10) **Patent No.:** **US D956,502 S**
Yang et al. (45) **Date of Patent:** **** *Jul. 5, 2022**

(54) **NAIL GUN**
(71) Applicant: **Zhejiang Prulde Electric Appliance Co., Ltd., Zhejiang (CN)**
(72) Inventors: **Weiming Yang, Zhejiang (CN); Ting Han, Zhejiang (CN)**
(73) Assignee: **Zhejiang Prulde Electric Appliance Co., Ltd., Zhejiang (CN)**

6,913,180 B2 * 7/2005 Schuster B25C 1/005
227/109
D512,621 S * 12/2005 Thomas D8/69
D516,400 S * 3/2006 Yang D8/69
D517,886 S * 3/2006 Thomas D8/69
D526,551 S * 8/2006 Sakai D8/69
D552,954 S * 10/2007 Buck D8/69

(Continued)

FOREIGN PATENT DOCUMENTS

CN 304950326 12/2018
EM 006891248-0003 9/2019

(*) Notice: This patent is subject to a terminal disclaimer.

(**) Term: **15 Years**

(21) Appl. No.: **29/712,656**

(22) Filed: **Nov. 11, 2019**

(51) **LOC (13) Cl.** **08-05**

(52) **U.S. Cl.**
USPC **D8/69**

(58) **Field of Classification Search**
USPC D8/61-70
CPC .. B25C 1/001; B25C 1/04; B25C 1/06; B25C 1/041; B25C 1/047
See application file for complete search history.

(56) **References Cited**

U.S. PATENT DOCUMENTS

D316,022 S * 4/1991 Moraht D8/68
D322,204 S * 12/1991 Lee D8/61
D348,382 S * 7/1994 Kaiser D8/69
D402,519 S * 12/1998 Warner D8/69
D402,520 S * 12/1998 Warner D8/69
D402,873 S * 12/1998 Warner D8/69
D403,221 S * 12/1998 Warner D8/69
D415,399 S * 10/1999 Goforth D8/69
D417,830 S * 12/1999 Yang D8/61
D434,628 S * 12/2000 Etter D8/68
D491,036 S * 6/2004 Wang D8/68
D497,091 S * 10/2004 Leasure D8/68
D498,127 S * 11/2004 Leasure D8/68
D499,321 S * 12/2004 Buck D8/68

OTHER PUBLICATIONS

Chris Marshall. "Mid-Priced 23-Gauge Pin Nailer Reviews." Woodworker's Journal., Oct. 14, 2014 [online], [retrieved on Oct. 15, 2020]. Retrieved from the Internet <URL: <https://www.woodworkersjournal.com/mid-priced-23-gauge-pin-nailer-review/>>.*

(Continued)

Primary Examiner — Darlington Ly
(74) *Attorney, Agent, or Firm* — JCIP Global Inc.

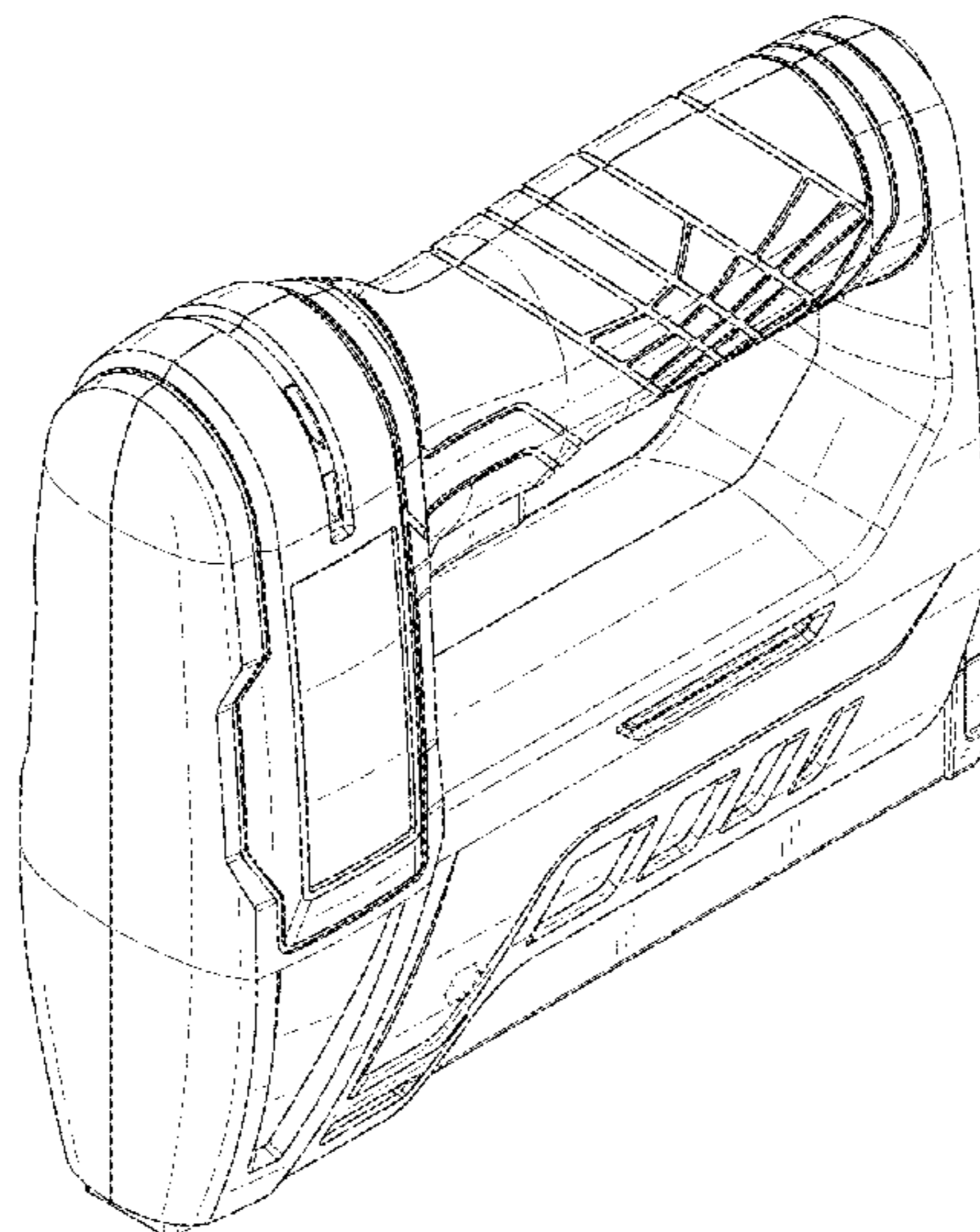
(57) **CLAIM**

The ornamental design for a nail gun, as shown and described.

DESCRIPTION

FIG. 1 is a top, rear, and left side perspective view of a nail gun showing our new design;
FIG. 2 is a left side elevation view thereof;
FIG. 3 is a right side elevation view thereof;
FIG. 4 is a top plan view thereof;
FIG. 5 is a bottom plan view thereof;
FIG. 6 is a rear elevation view thereof; and,
FIG. 7 is a front elevation view thereof.
The broken lines in the drawings illustrate portions of the nail gun that form no part of the claimed design.

1 Claim, 5 Drawing Sheets



(56)

References Cited

U.S. PATENT DOCUMENTS

D572,556 S * 7/2008 Leasure D8/69
D633,354 S * 3/2011 Buck D8/69
D659,500 S * 5/2012 Hotta D8/69
D660,122 S * 5/2012 Hotta D8/69
D694,080 S * 11/2013 Simonin D8/69
D717,625 S * 11/2014 Martone D8/68
D843,803 S * 3/2019 Cooper D8/68
2004/0169057 A1 * 9/2004 Ronconi B25C 1/005
227/109
2011/0148437 A1 * 6/2011 Lawrence G01N 27/24
324/663
2014/0231485 A1 * 8/2014 Bauer B25C 1/04
227/8

OTHER PUBLICATIONS

Michael M Selby. "7 Best Finish Nailer Reviews 2019 | A Complete Buying Guide To Choose Top Finish Nailerr." Tools Ivy., Dec. 31, 2018 [online], [retrieved on Oct. 12, 2020]. Retrieved from the Internet <URL: <https://toolsivy.com/best-finish-nailer/>>.*

* cited by examiner

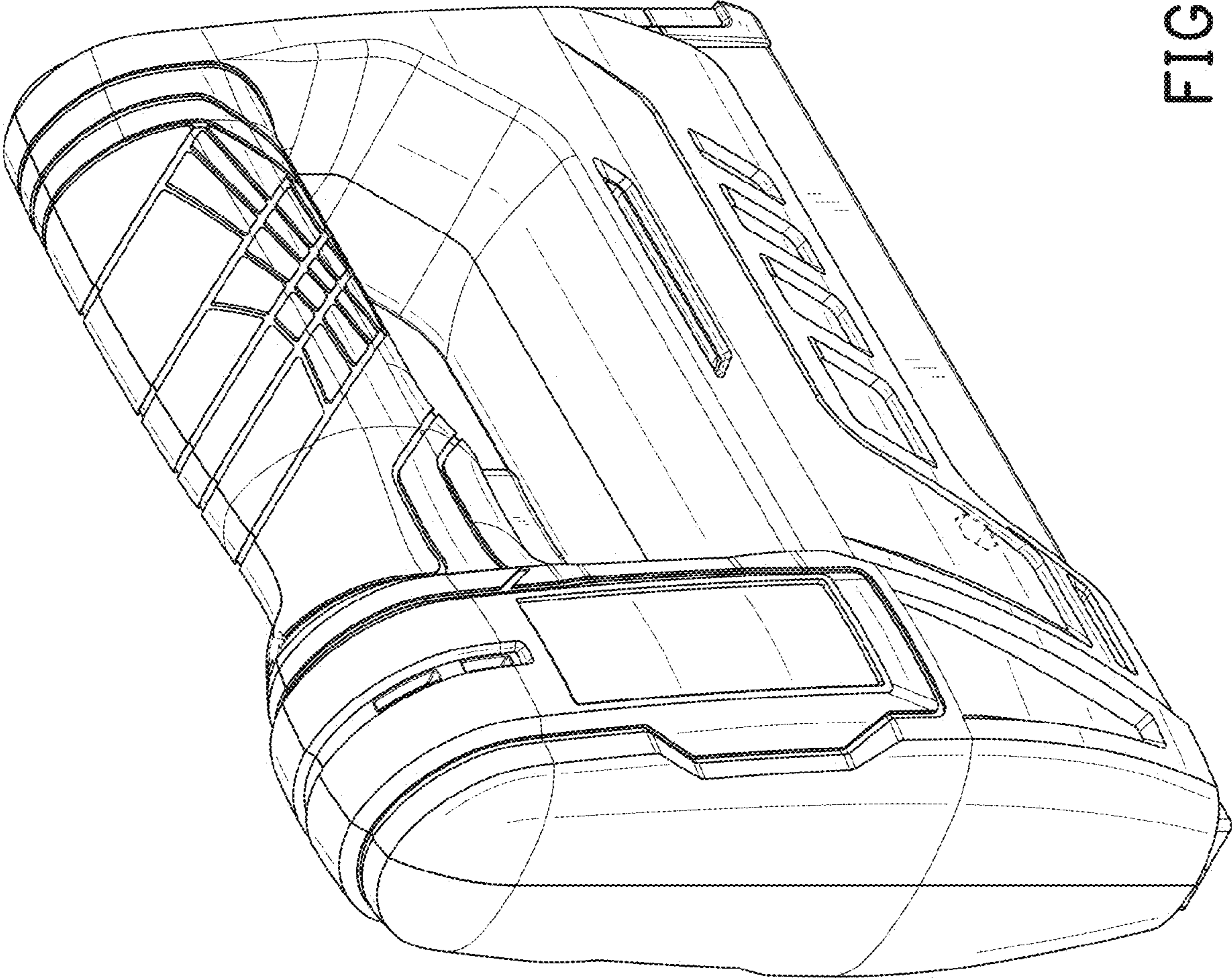


FIG. 1

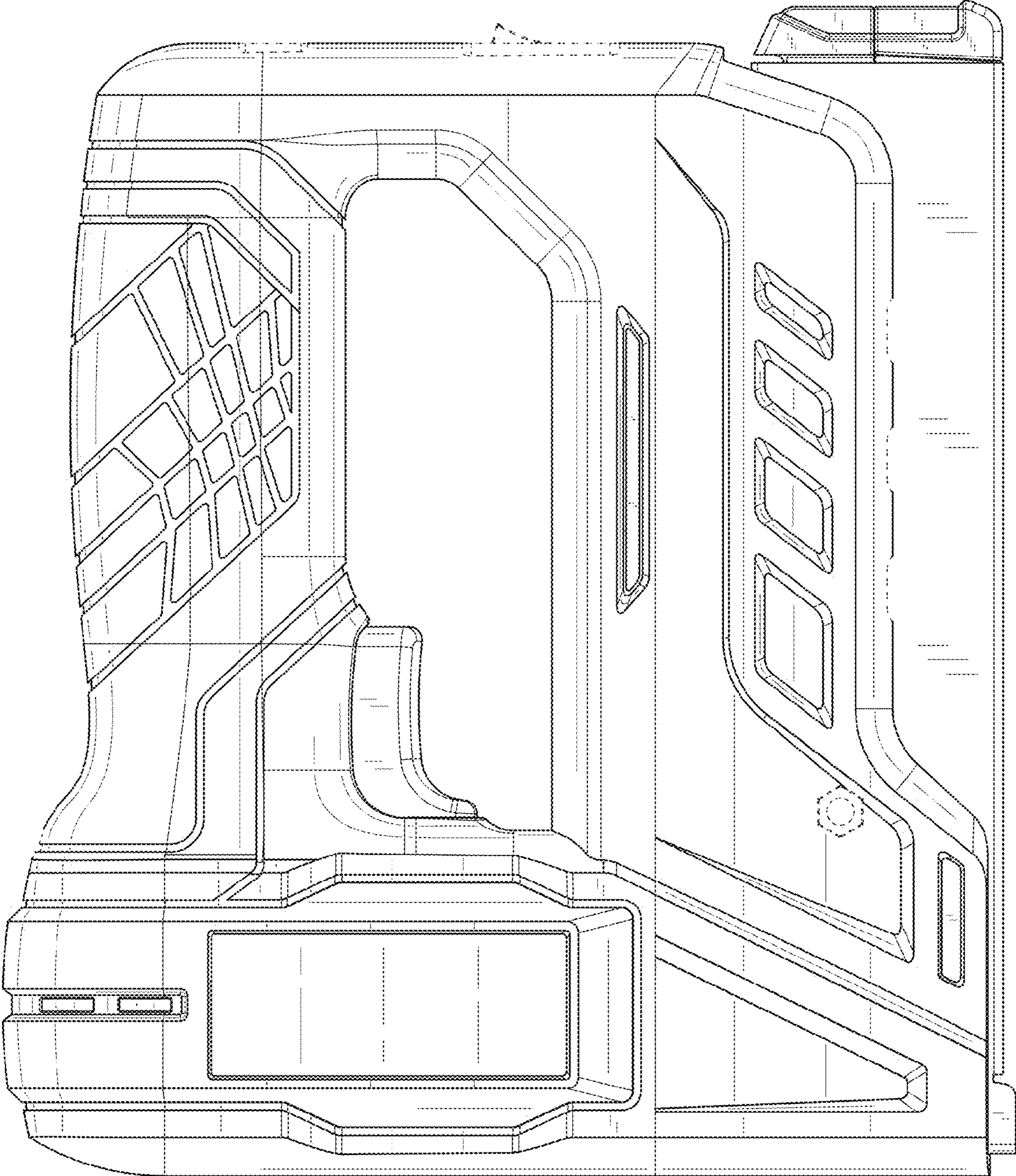


FIG. 2

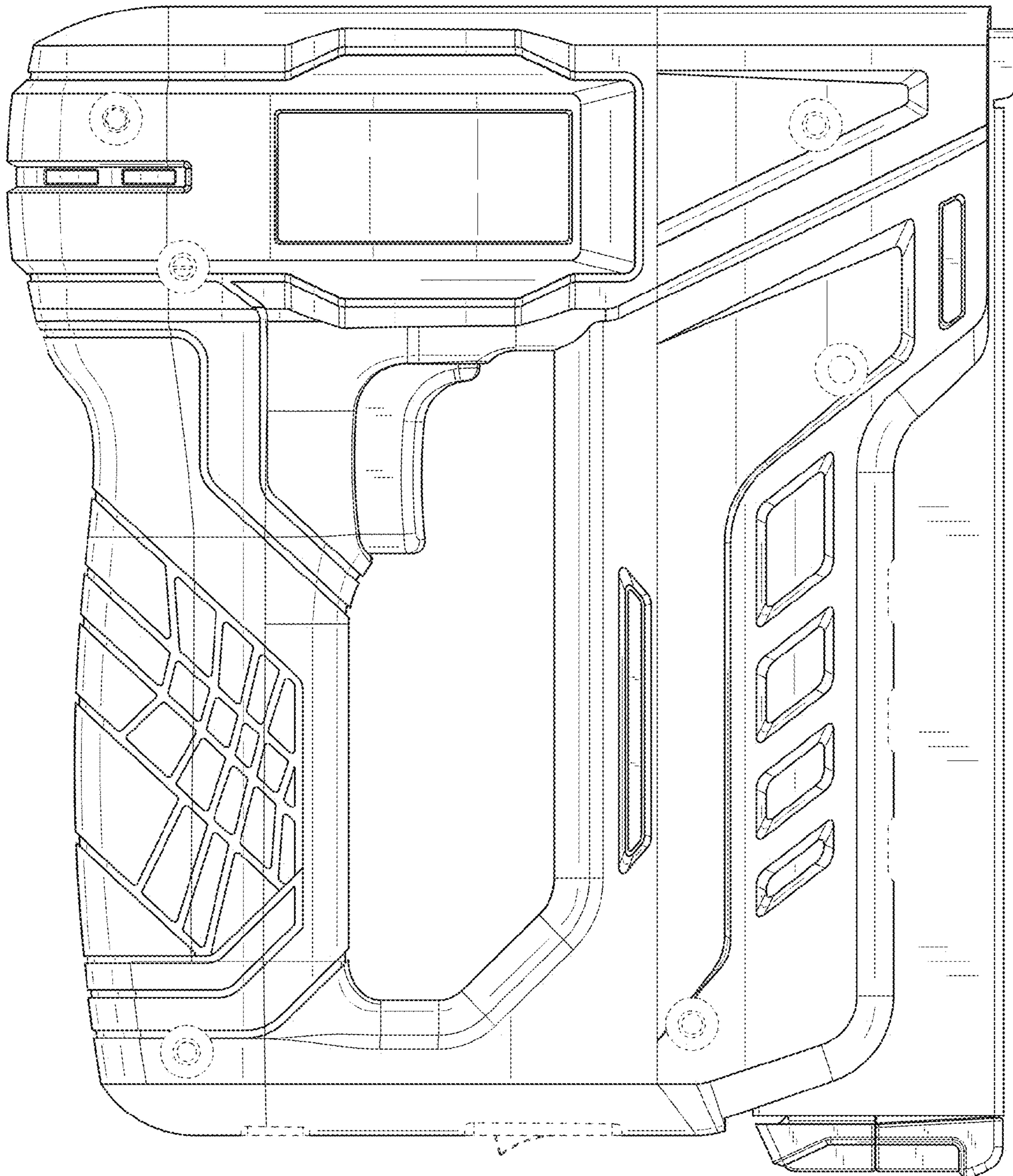


FIG. 3

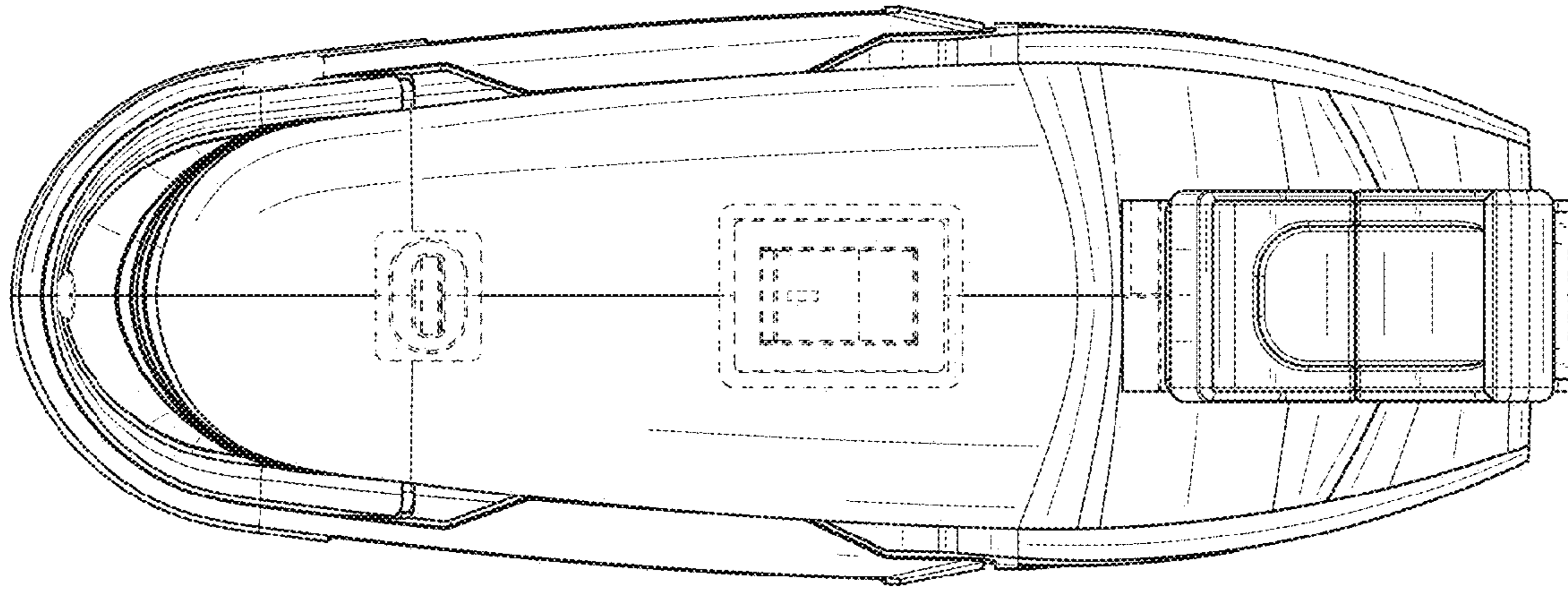


FIG. 4

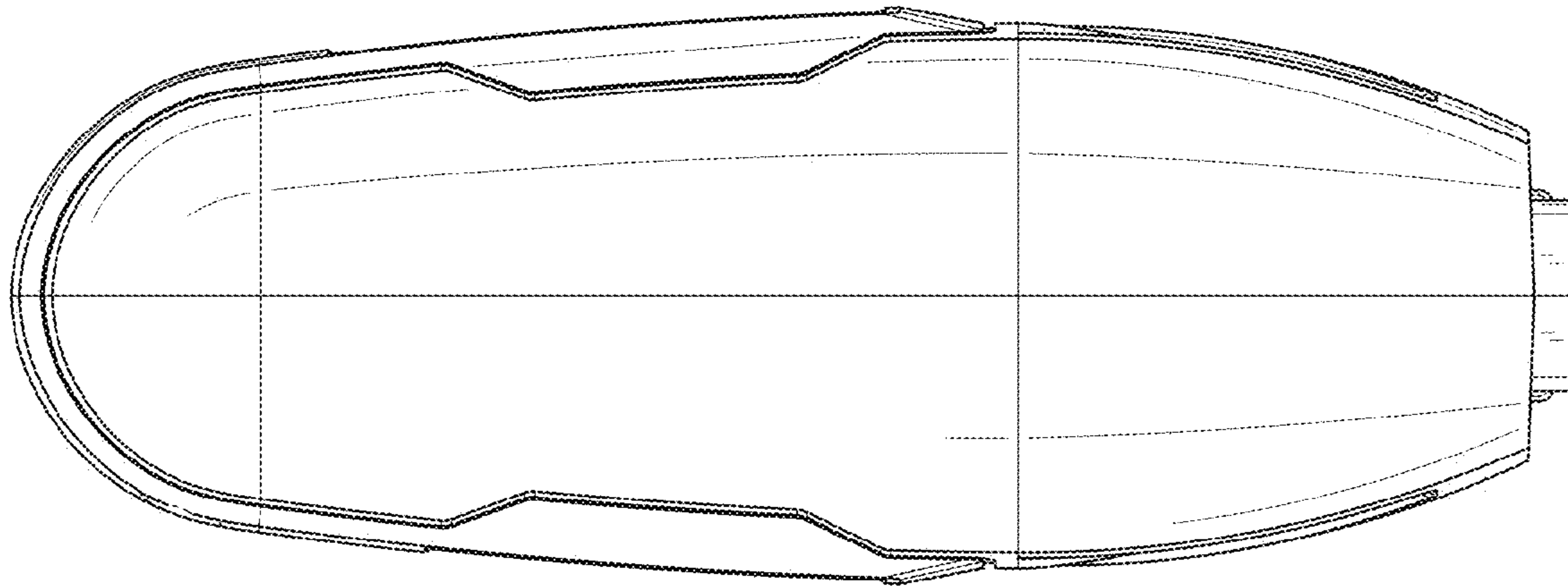


FIG. 5

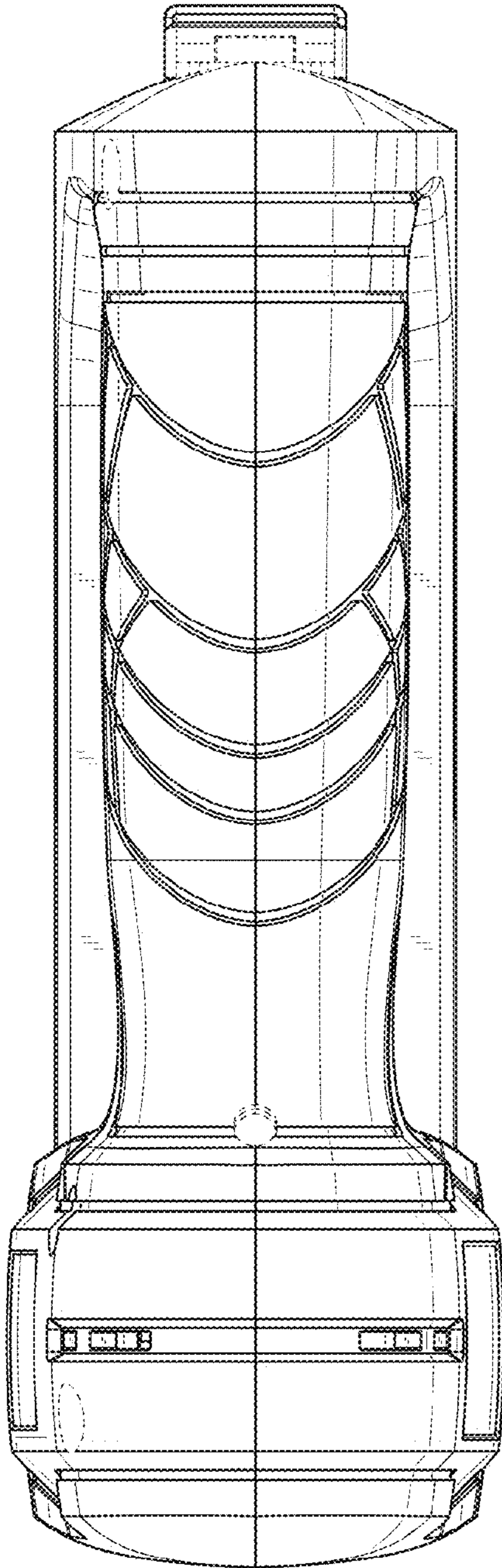


FIG. 6

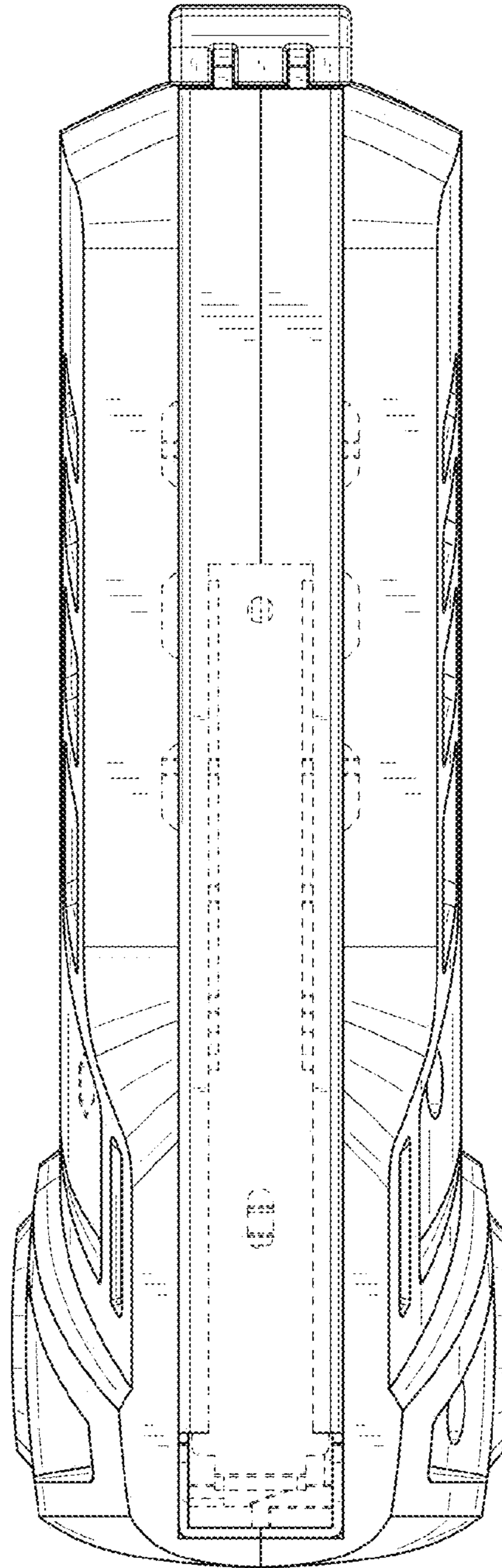


FIG. 7