

US00D956487S

(12) **United States Design Patent**  
**Zeng**

(10) **Patent No.:** **US D956,487 S**  
(45) **Date of Patent:** **\*\* Jul. 5, 2022**

- (54) **GARLIC PRESS**
- (71) Applicant: **SHENZHEN MUNGER INDUSTRIAL CO., LTD**, Shenzhen (CN)
- (72) Inventor: **Qiang Zeng**, Shenzhen (CN)
- (73) Assignee: **SHENZHEN MUNGER INDUSTRIAL CO., LTD**, Shenzhen (CN)
- (\*\*) Term: **15 Years**

- D530,162 S \* 10/2006 Hussey ..... D7/666
  - 7,299,747 B2 \* 11/2007 So ..... A47J 19/005  
99/506
  - D608,604 S \* 1/2010 Griffith ..... D7/666
  - D667,704 S \* 9/2012 Drinkwater ..... D7/666
  - D670,544 S \* 11/2012 Junker ..... D7/666
  - D844,391 S \* 4/2019 Cabrita ..... D7/666
  - D866,273 S \* 11/2019 Pawluskiewicz ..... D7/666
- (Continued)

- (21) Appl. No.: **29/766,777**
- (22) Filed: **Jan. 19, 2021**
- (51) **LOC (13) Cl.** ..... **07-04**
- (52) **U.S. Cl.**  
USPC ..... **D7/666**
- (58) **Field of Classification Search**  
USPC ..... D7/665, 666, 667, 669, 674, 686  
CPC .. A47J 17/02; A47J 19/02; A47J 19/04; A47J  
19/005; A47J 19/06; A47J 43/04; A47J  
43/25; A47J 45/00; B30B 1/04; B30B  
9/02; B30B 9/04; B30B 9/06; B30B  
25/005

**FOREIGN PATENT DOCUMENTS**

- EM 008407357-0001 \* 1/2021 ..... A47J 19/06
- GB 6114216 \* 1/2021 ..... A47J 19/06

**OTHER PUBLICATIONS**

Garlic Press, Sopito 2 in 1, Amazon.com, first available date Jun. 9, 2021. Retrieved from the internet May 5, 2022<URL: <https://www.amazon.com/Garlic-Sopito-Slicer-Squeeze-Dishwasher/dp/B08YK3M5DK/> (Year: 2021).\*

*Primary Examiner* — Joseph Kukella  
*Assistant Examiner* — Darryl J Dardenne

(57) **CLAIM**

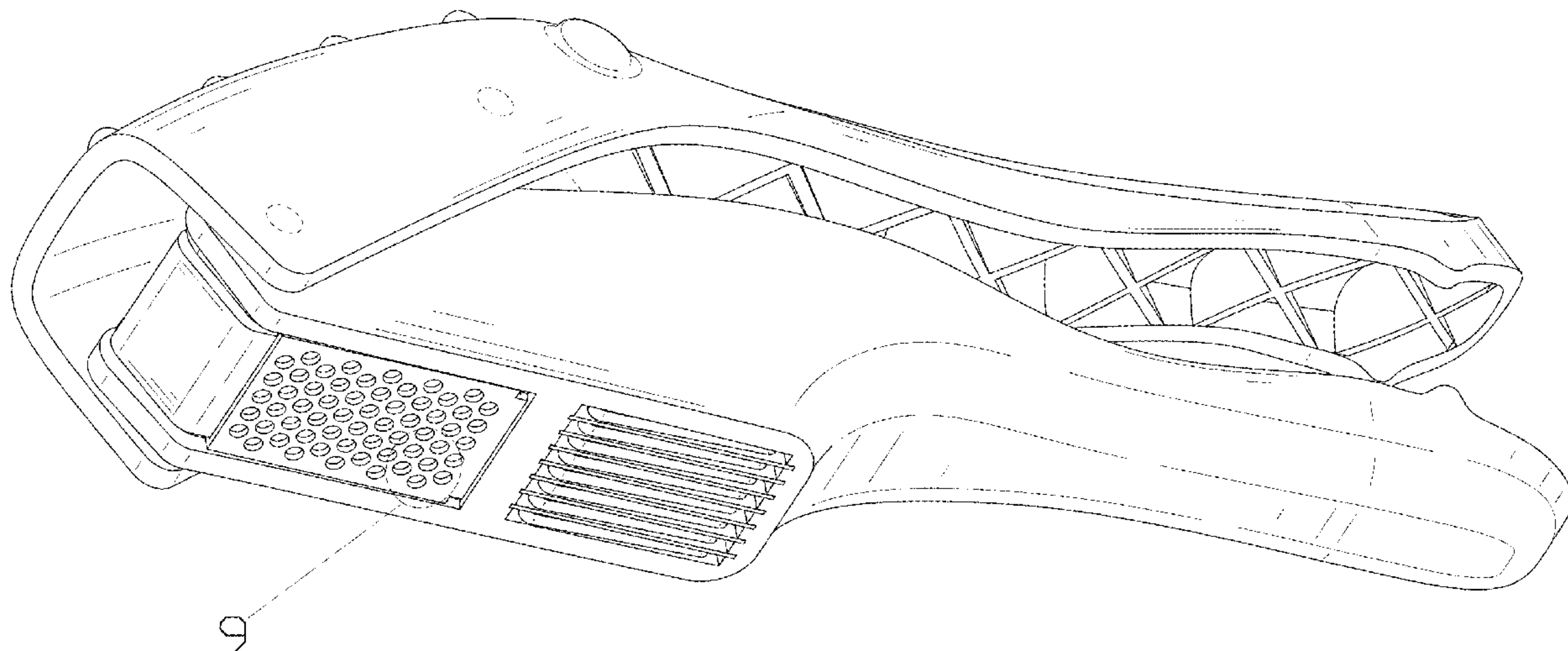
The ornamental design for a garlic press, as shown and described.

**DESCRIPTION**

FIG. 1 is a perspective view of a garlic press showing my new design;  
FIG. 2 is another perspective view thereof;  
FIG. 3 is a front elevational view thereof;  
FIG. 4 is a rear elevational view thereof;  
FIG. 5 is a left side elevational view thereof;  
FIG. 6 is a right side elevational view thereof;  
FIG. 7 is a top plan view thereof;  
FIG. 8 is a bottom plan view thereof; and,  
FIG. 9 is an enlarged view of portion 9 shown in FIG. 1. The broken lines in the drawings depict portions of the garlic press that form no part of the claimed design.

**1 Claim, 9 Drawing Sheets**

- (56) **References Cited**
- U.S. PATENT DOCUMENTS**
- 4,466,346 A \* 8/1984 Gemelli ..... A47J 19/06  
100/234
- D339,037 S \* 9/1993 Gianpiero ..... D7/666
- D436,807 S \* 1/2001 Chiu ..... D7/666
- D437,189 S \* 2/2001 Schulein ..... D7/666
- D448,979 S \* 10/2001 Huang ..... D7/666
- D491,772 S \* 6/2004 Brousseau ..... D7/666
- D508,636 S \* 8/2005 So ..... D7/666
- D512,883 S \* 12/2005 Lee ..... D7/666
- 7,000,535 B2 \* 2/2006 Harrison-Griffin ..... A47J 19/06  
100/234
- D517,380 S \* 3/2006 Kortleven ..... D7/666



(56)

**References Cited**

U.S. PATENT DOCUMENTS

D874,884 S *	2/2020	Repac .....	D7/674
D915,838 S *	4/2021	Wu .....	D7/666
D929,819 S *	9/2021	Huang .....	A47J 19/06 D7/666
D940,518 S *	1/2022	Bianchi .....	A47J 19/06 D7/666
2004/0061010 A1 *	4/2004	Keller .....	A47J 19/06 241/169
2004/0074403 A1 *	4/2004	Canizares .....	A47J 19/06 100/234

\* cited by examiner

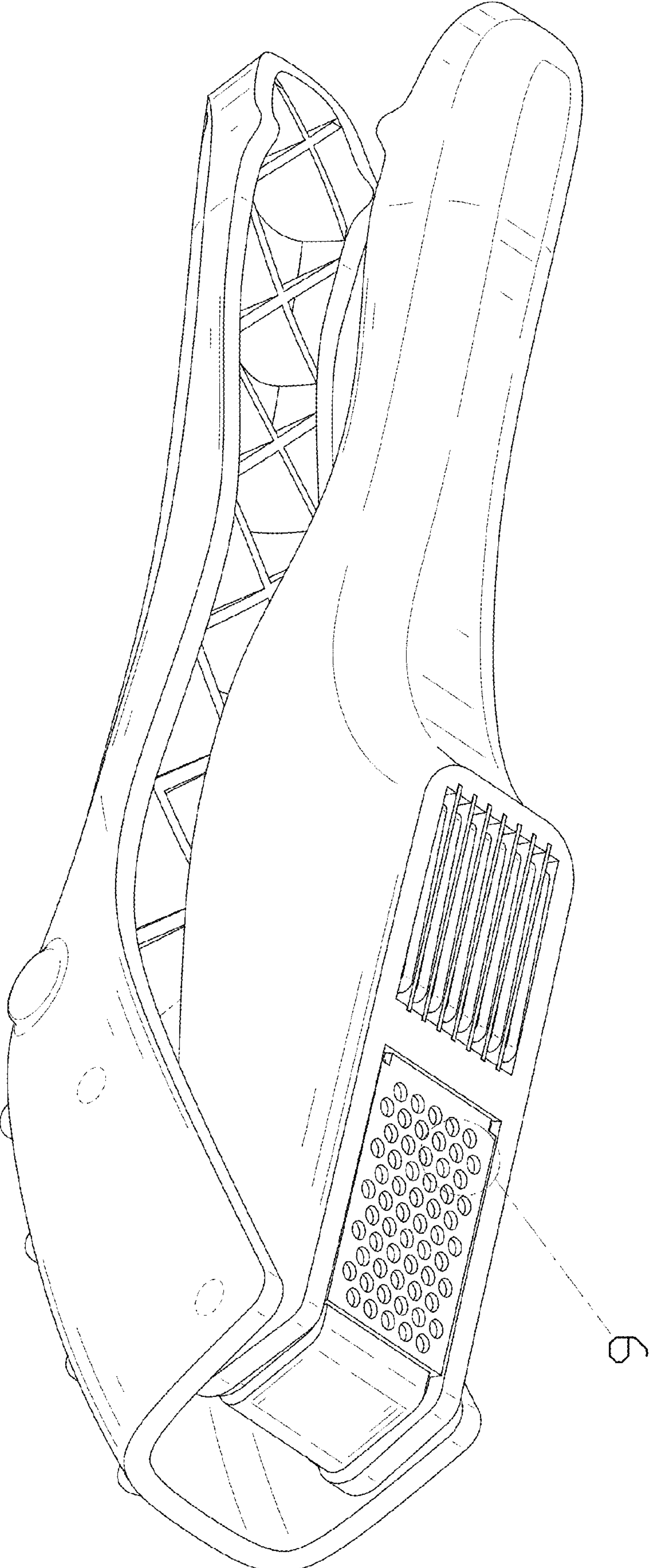


FIG. 1

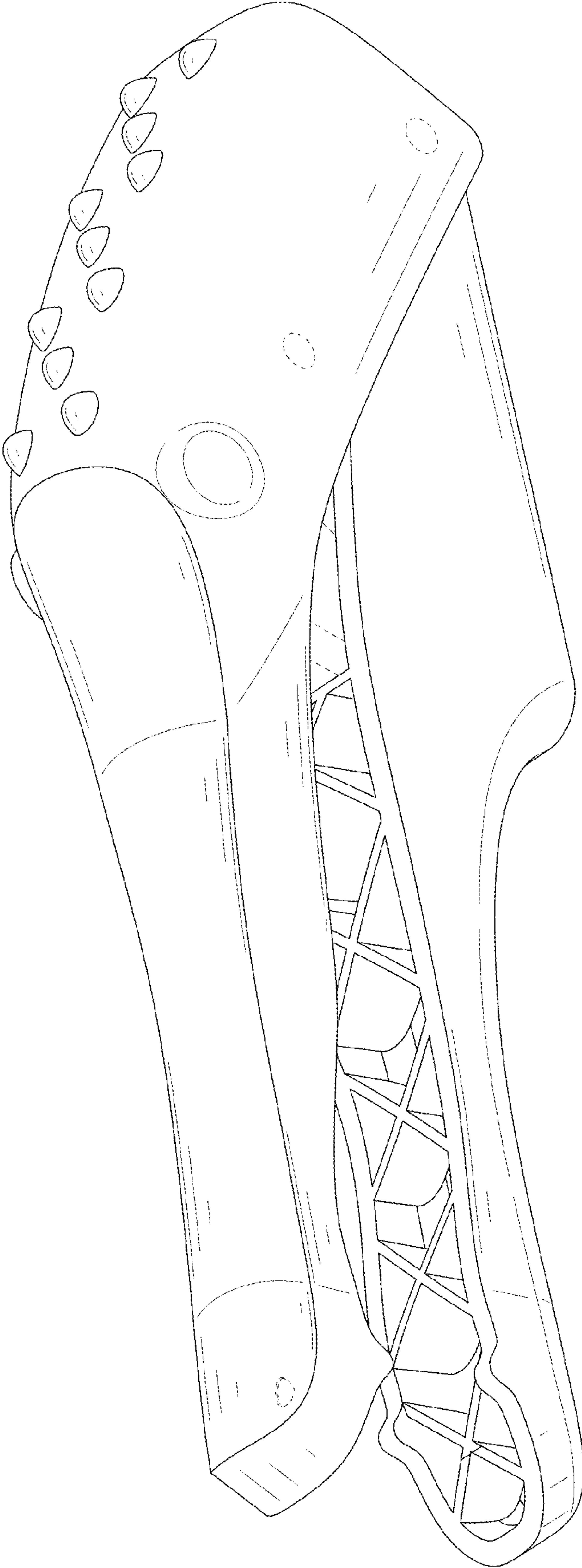


FIG. 2



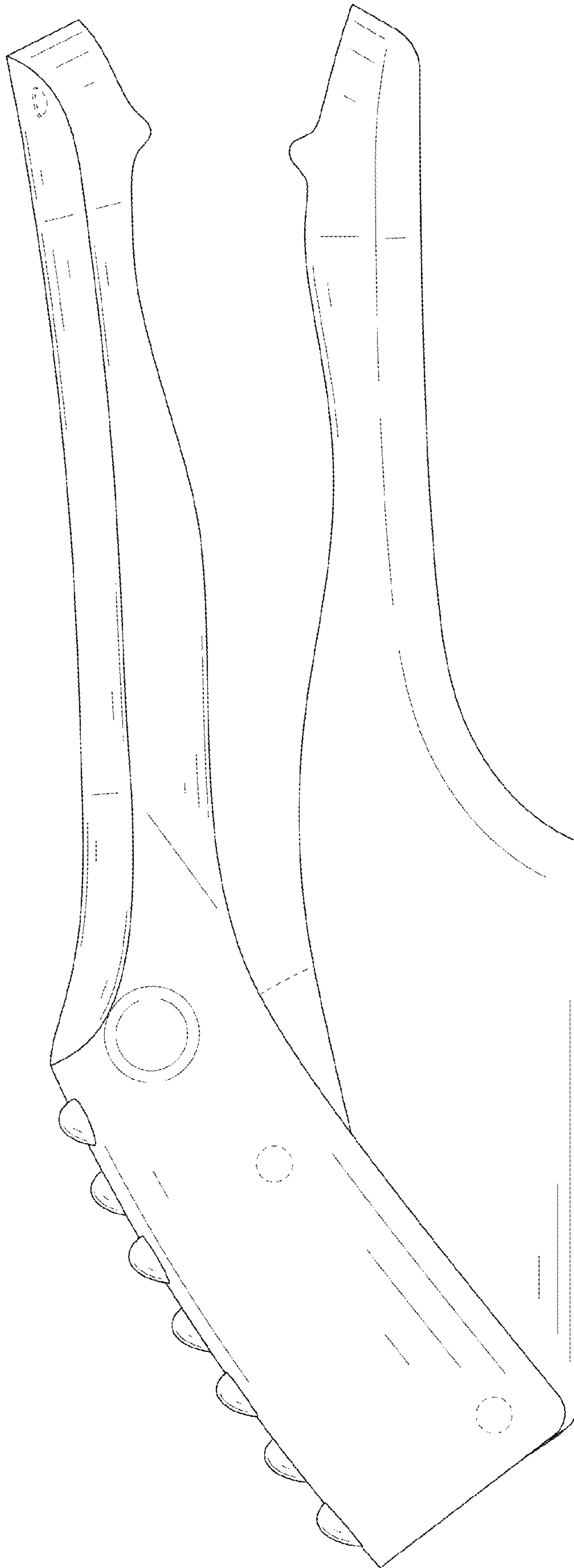


FIG. 3

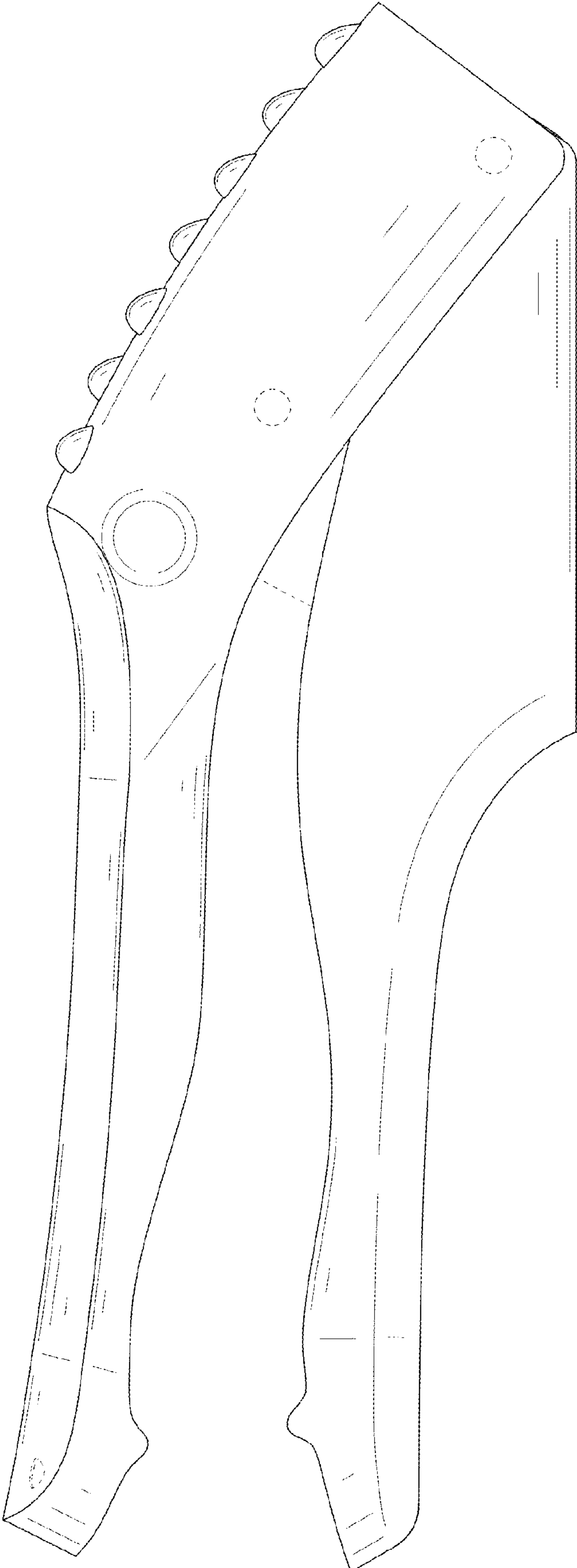


FIG. 4

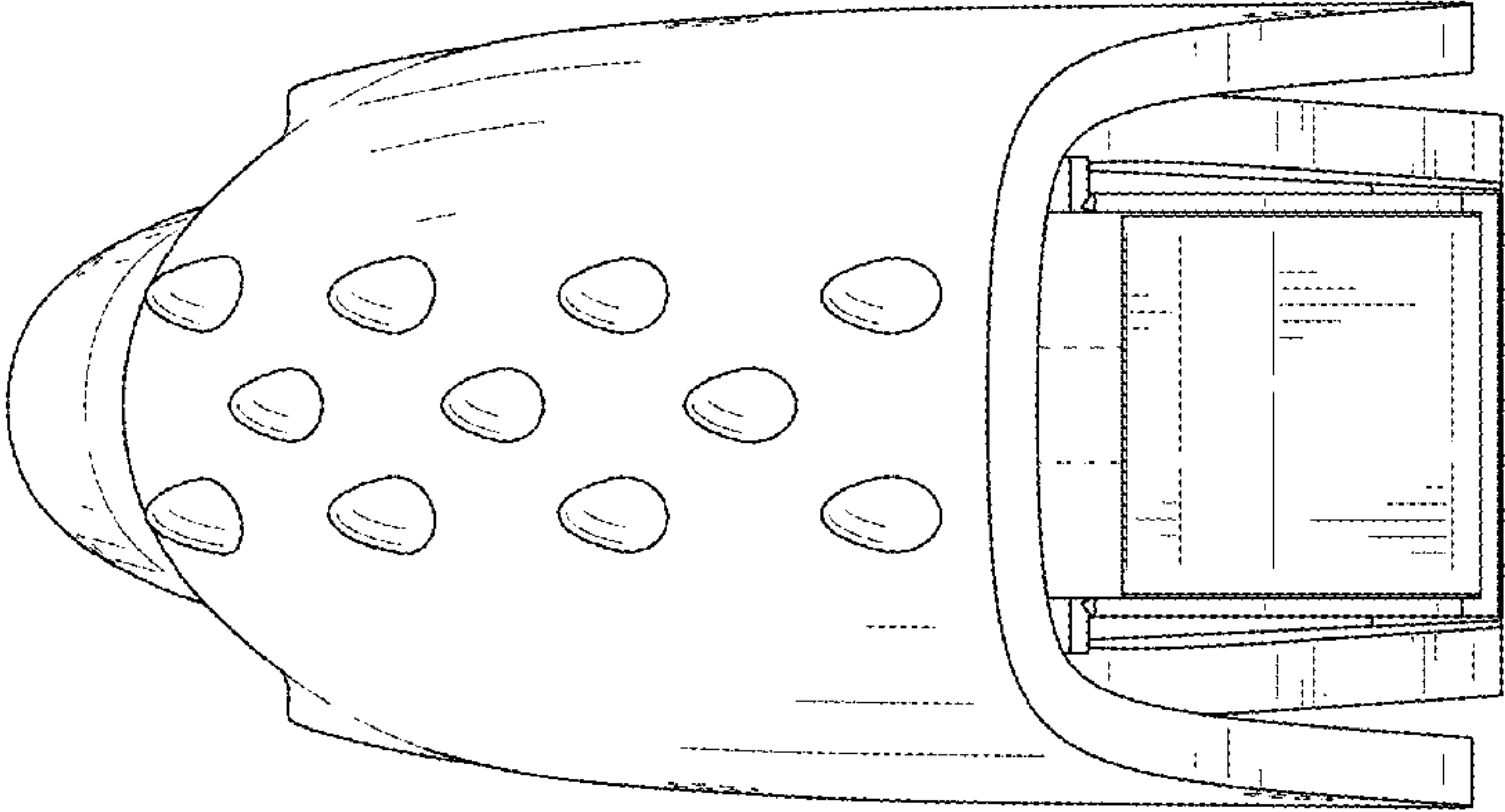


FIG. 5

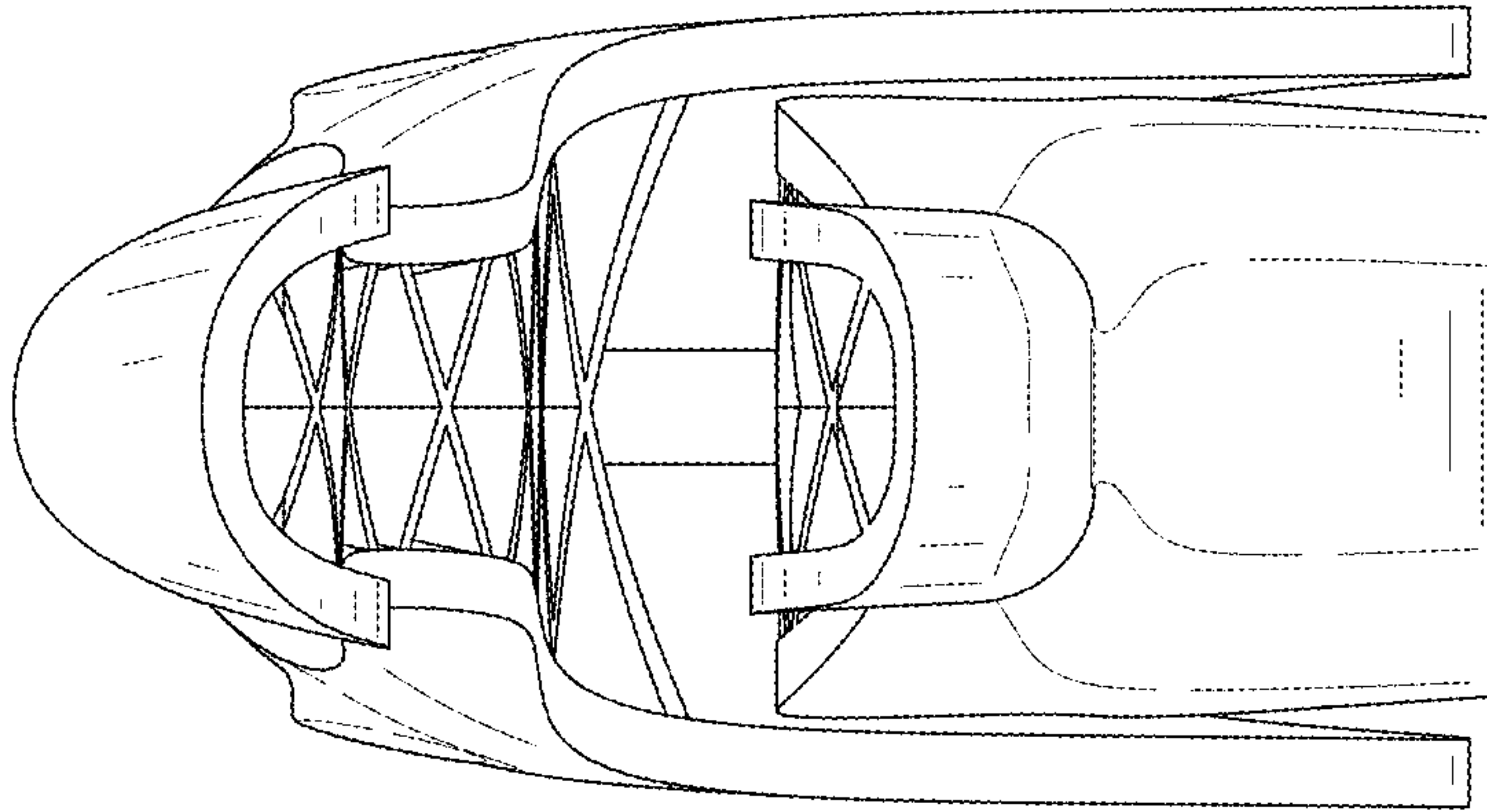


FIG. 6



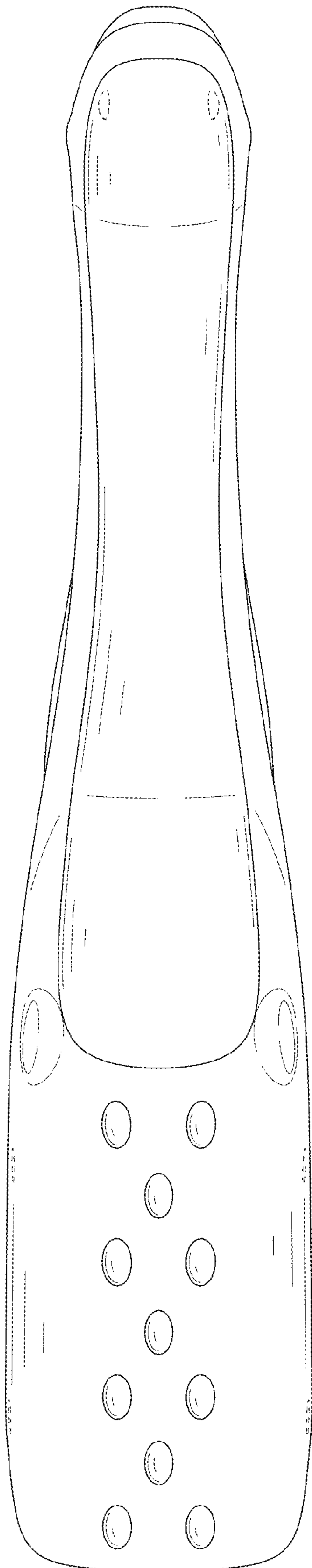


FIG. 7

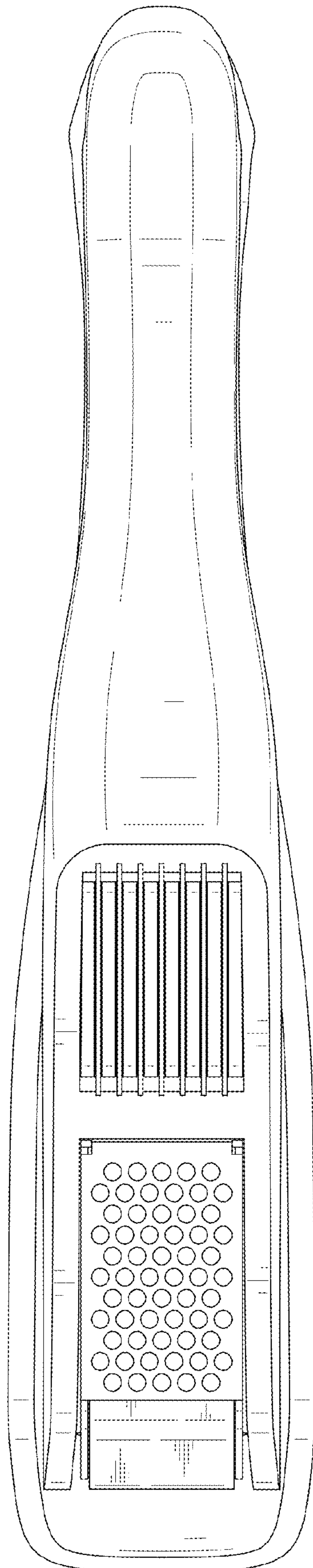


FIG. 8

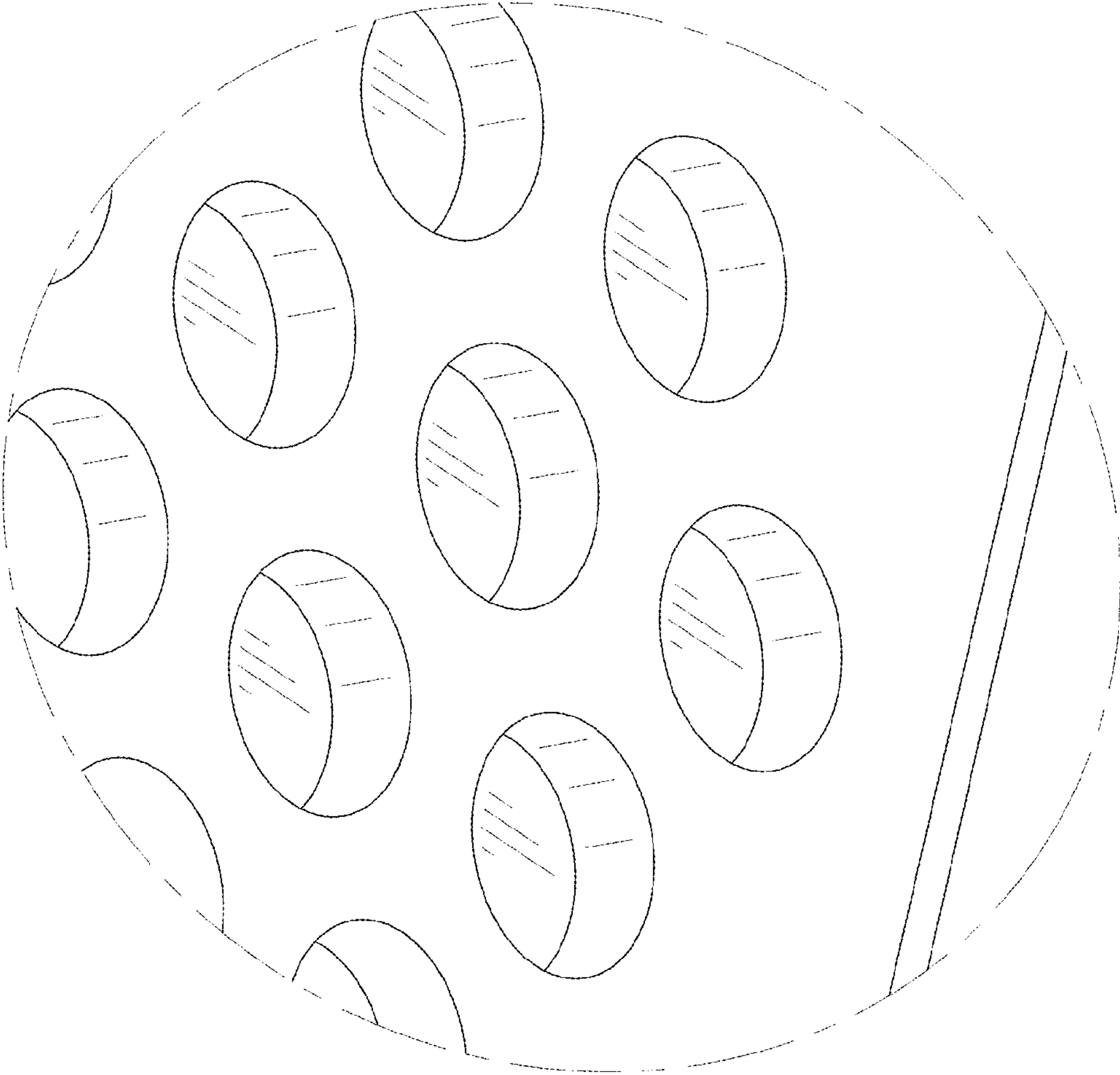


FIG. 9