



US00D956470S

(12) **United States Design Patent**
Zhang

(10) **Patent No.:** **US D956,470 S**
(45) **Date of Patent:** **** Jul. 5, 2022**

(54) **MILK MACHINE**
(71) Applicant: **Guangdong Shunde Jieshi Life Electric Appliance Co., Ltd., Foshan (CN)**

D720,189 S * 12/2014 Lee C02F 1/003
D755,580 S * 5/2016 Bock D7/665
D772,635 S * 11/2016 Zhu D7/319
D775,711 S * 1/2017 Poindexter D23/209
D789,135 S * 6/2017 Green D7/318

(Continued)

(72) Inventor: **Xiaojuan Zhang, Foshan (CN)**

(**) Term: **15 Years**

(21) Appl. No.: **29/694,496**

(22) Filed: **Jun. 11, 2019**

FOREIGN PATENT DOCUMENTS

CN 300839709 * 10/2008
CN 302114232 * 10/2012

(Continued)

(30) **Foreign Application Priority Data**

Dec. 12, 2018 (CN) 201830720603.8

(51) **LOC (13) Cl.** **31-00**

(52) **U.S. Cl.**
USPC **D7/376; D7/300**

(58) **Field of Classification Search**
USPC D7/305-313, 317, 376, 381, 397-399,
D7/665, 589; D23/207, 209; D30/121,
D30/129, 132; D15/82
CPC .. A47J 27/06; A47J 31/00; A47J 31/02; A47J
31/061; A47J 31/24; A47J 31/3633; A47J
31/44; A47J 31/4403; A47J 31/46; A47J
31/50; A47J 36/24; A47J 19/00; A47J
19/02; A47J 19/023; A47J 19/027; A47J
19/06; C02F 2209/445; B01D 35/02;
B67D 2001/0087; B67D 3/00; B67D
1/0004

See application file for complete search history.

(56) **References Cited**

U.S. PATENT DOCUMENTS

D592,274 S * 5/2009 Tseng D23/207
D604,088 S * 11/2009 Bursztein D7/317
D618,950 S * 7/2010 Jaffe C02F 1/001
D7/306
D677,511 S * 3/2013 Gray B01D 35/143
D7/316

OTHER PUBLICATIONS

Aquasana, "Clean Water Machine Dispenser in Black," Apr. 2, 2015, HomeDepot.com, www.homedepot.com/p/Aquasana-Clean-Water-Machine-Dispenser-in-Black-THD-CWM-D-B/304537690 (Year: 2015).*

(Continued)

Primary Examiner — Joseph Kukella
Assistant Examiner — Arva P Adams

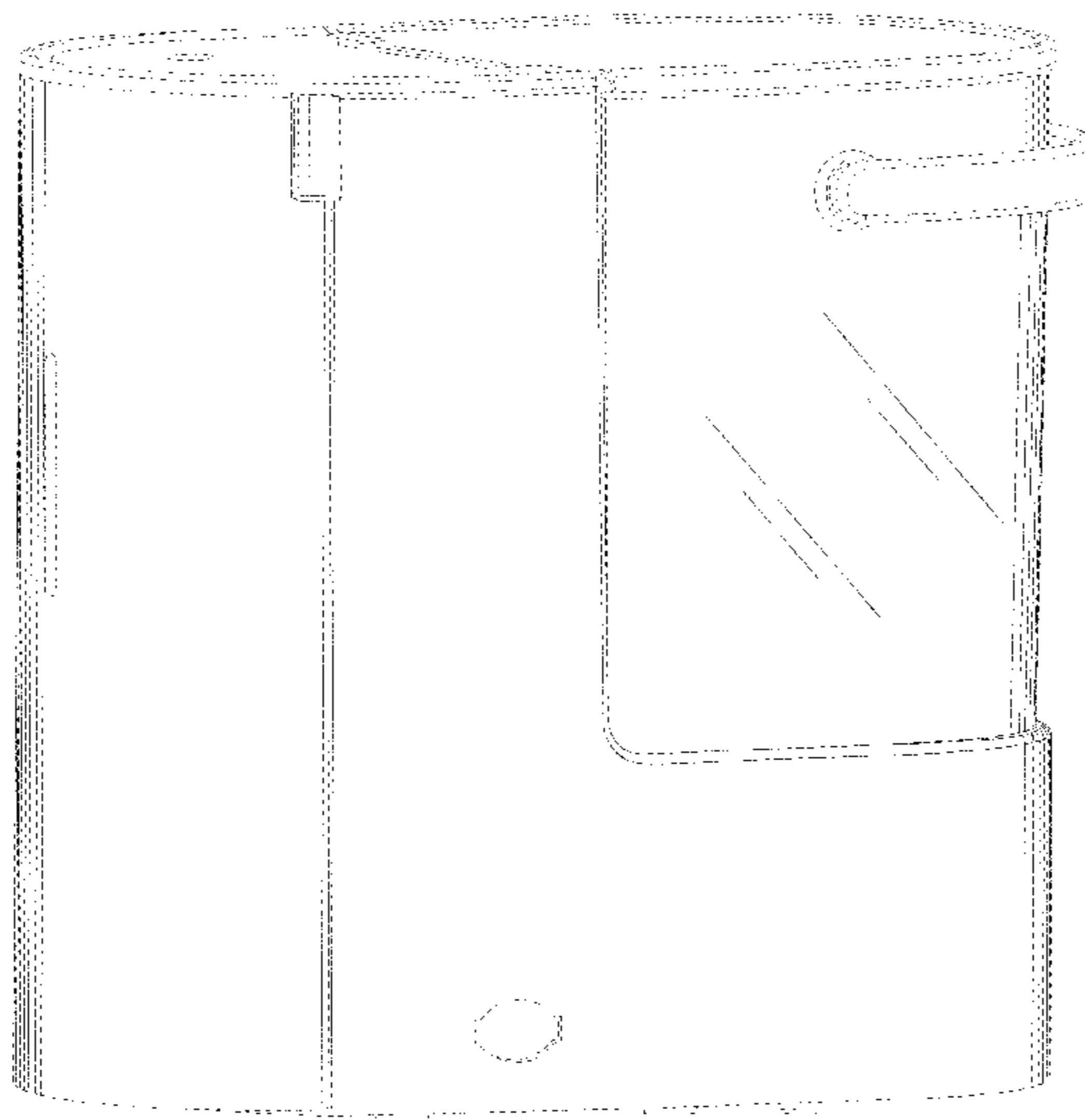
(57) **CLAIM**

The ornamental design for a milk machine, as shown and described.

DESCRIPTION

FIG. 1 is a top plan view of a milk machine, showing my new design;
FIG. 2 is a rear elevation view thereof;
FIG. 3 is a front, left perspective view thereof;
FIG. 4 is a bottom plan view thereof;
FIG. 5 is a right elevation view thereof;
FIG. 6 is a front elevation view thereof; and,
FIG. 7 is a left elevation view thereof.
The dashed or broken lines shown in the drawings depict portions of the milk machine in which the design is embodied that form no part of the claimed design.

1 Claim, 7 Drawing Sheets



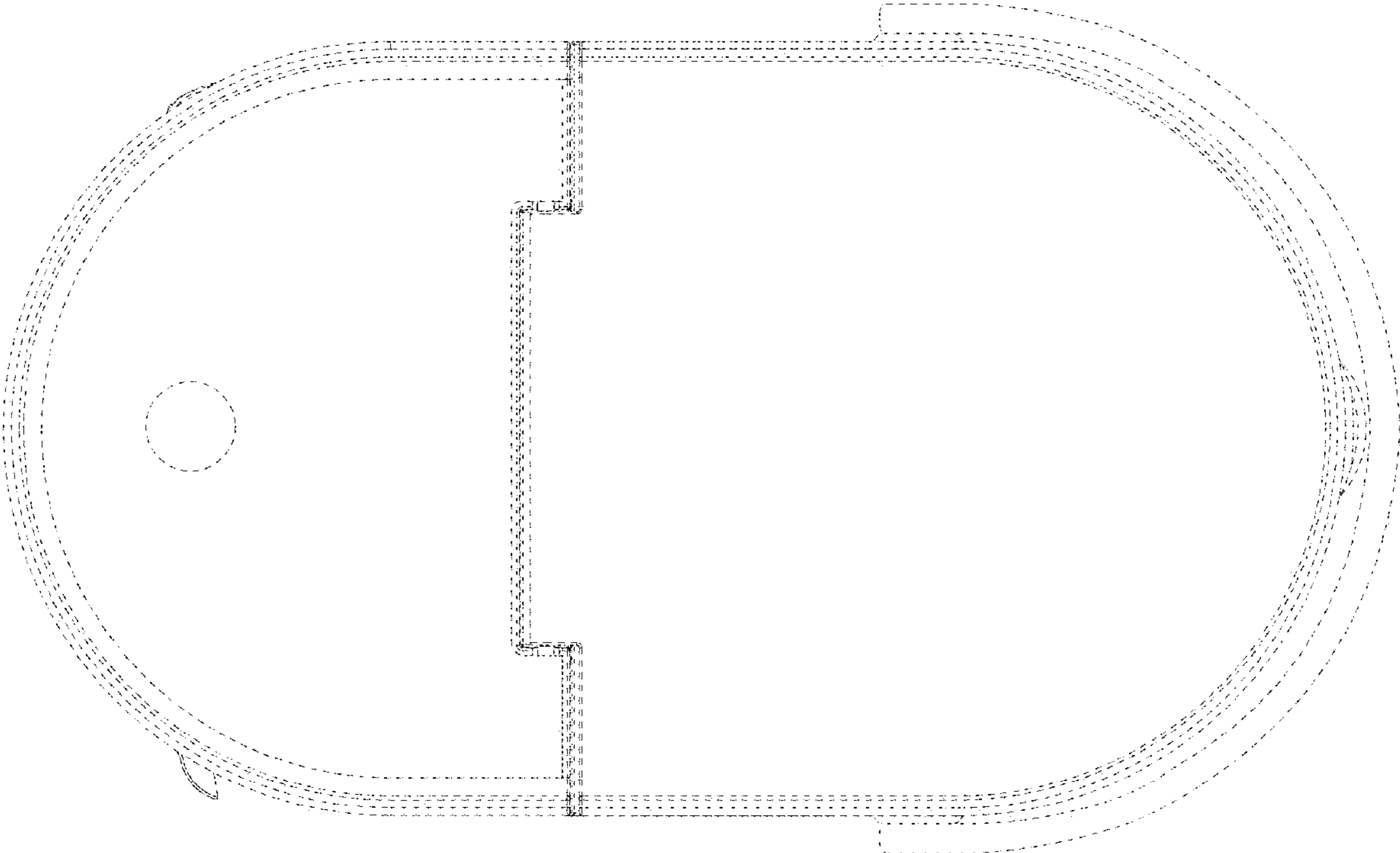


FIG. 1




FIG. 2

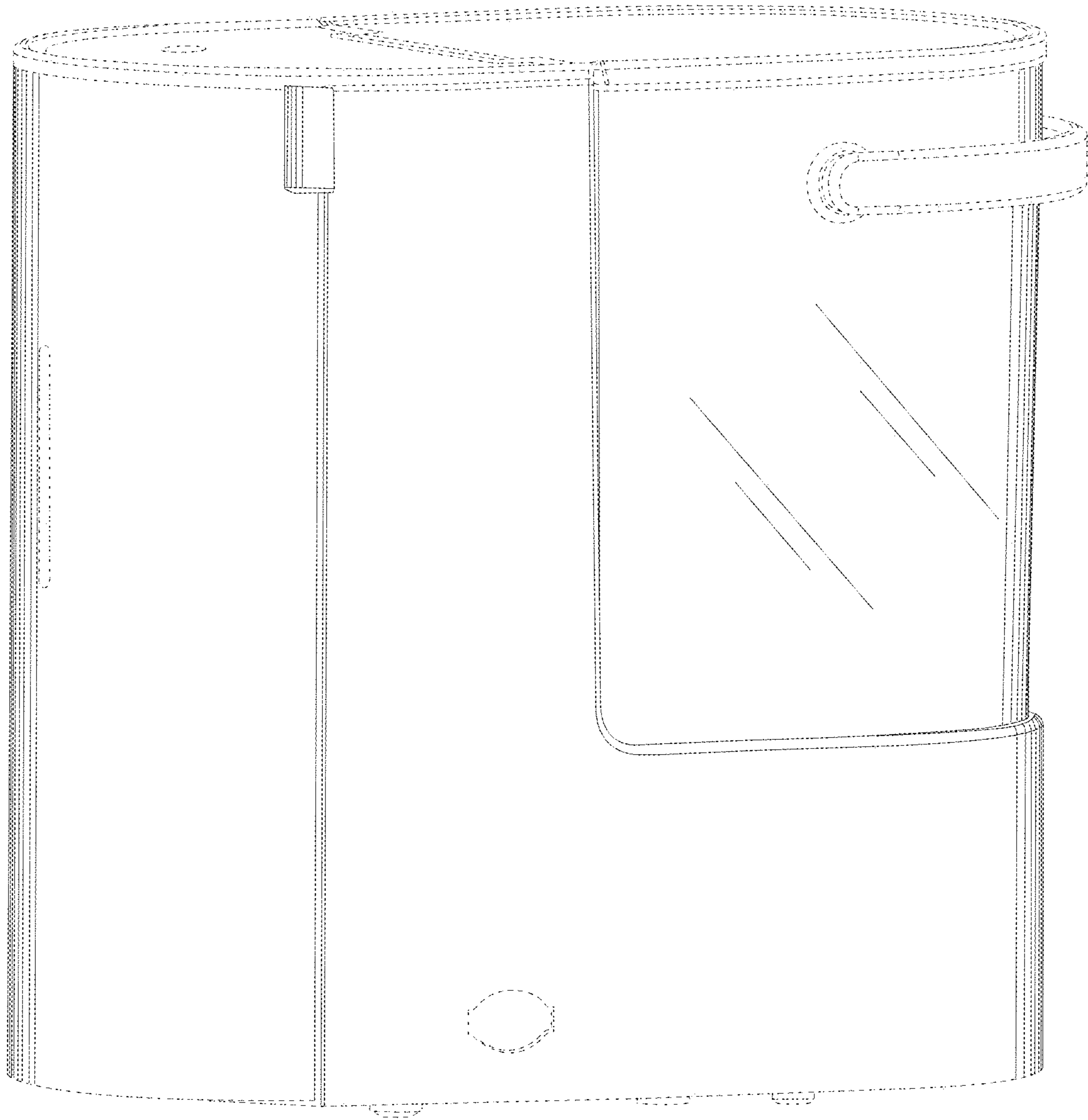


FIG. 3

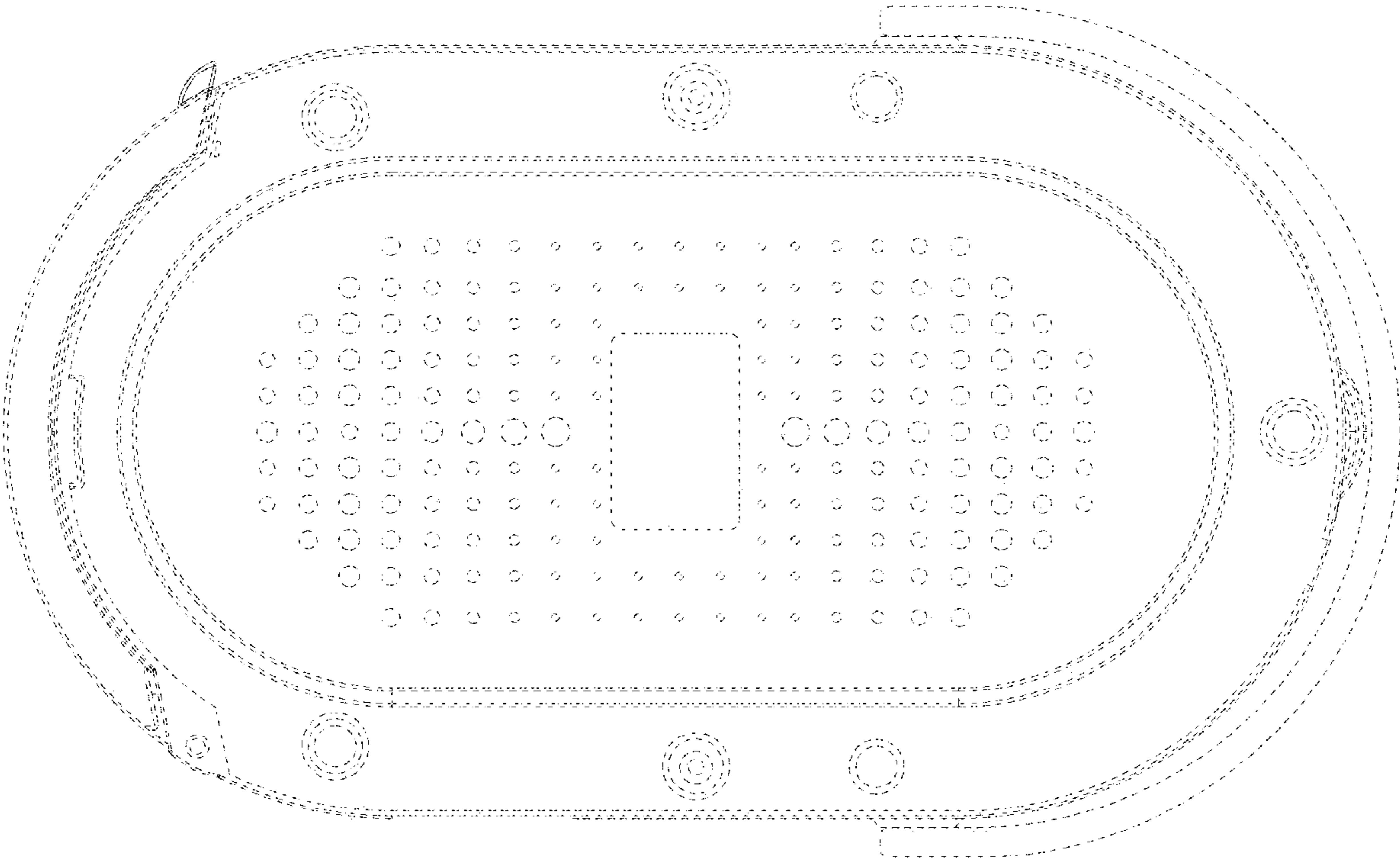


FIG. 4




FIG. 5

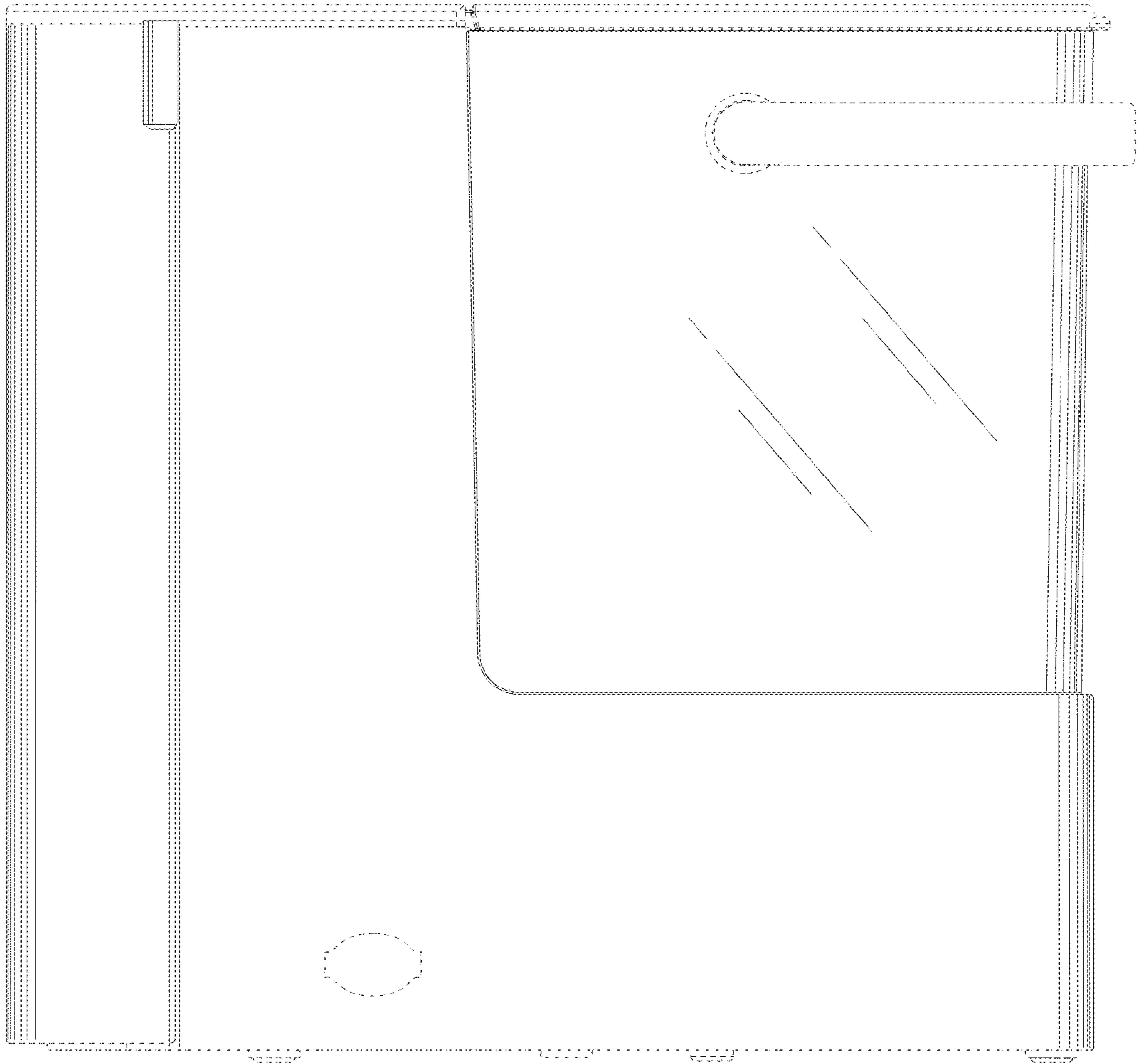


FIG. 6




FIG. 7