



US00D956456S

(12) **United States Design Patent** (10) **Patent No.:** **US D956,456 S**  
**Hong et al.** (45) **Date of Patent:** **\*\* Jul. 5, 2022**

(54) **DIGITAL SIGNAGE INTEGRATED DISPLAY STAND**

(71) Applicant: **LG ELECTRONICS INC.**, Seoul (KR)

(72) Inventors: **Hyeyoung Hong**, Seoul (KR); **Yongho Lee**, Seoul (KR)

(73) Assignee: **LG ELECTRONICS INC.**, Seoul (KR)

(\*\*) Term: **15 Years**

(21) Appl. No.: **29/759,187**

(22) Filed: **Nov. 20, 2020**

(30) **Foreign Application Priority Data**

Jun. 25, 2020 (KR) ..... 30-2020-0028985

(51) **LOC (13) Cl.** ..... **06-06**

(52) **U.S. Cl.**  
USPC ..... **D6/675.4; D6/661.2**

(58) **Field of Classification Search**  
USPC ..... D6/672, 673, 675, 675.4, 682, 657, D6/661.1, 661.2, 662; D14/900, 140.2; D20/99; D26/51-52, 93  
CPC ..... A47F 3/001; A47F 11/00; A47B 55/00; A47B 81/06; G09F 7/18; G09F 2007/1856; G09F 13/00; G09F 23/04  
See application file for complete search history.

(56) **References Cited**

U.S. PATENT DOCUMENTS

D42,072 S \* 12/1911 Williams, Jr. .... D6/661.2  
D105,447 S \* 7/1937 Urbanek ..... D6/661.2  
D112,149 S \* 11/1938 Kleinwachter ..... D6/661.2  
3,509,592 A \* 5/1970 Schrock ..... A47B 95/02  
16/412  
D231,176 S \* 4/1974 Muller et al. .... D6/661

D246,081 S \* 10/1977 Grube ..... D6/673  
D260,587 S \* 9/1981 Perlmutter ..... D25/16  
D293,986 S \* 2/1988 Raufeisen ..... D6/661.2  
D310,659 S \* 9/1990 Schott ..... D13/163  
D321,800 S \* 11/1991 Blum ..... D6/661.3  
D359,353 S \* 6/1995 Butter ..... D24/170  
D379,883 S \* 6/1997 Goodwin ..... D6/661  
D383,922 S \* 9/1997 Goodwin ..... D6/661.2  
5,857,815 A \* 1/1999 Bailey ..... F16M 11/121  
901/29  
6,257,010 B1 \* 7/2001 Shei ..... A47F 3/04  
62/252  
D473,074 S \* 4/2003 Cimini ..... D6/660  
D584,529 S \* 1/2009 Neff ..... D6/675.4  
D611,726 S \* 3/2010 DeVelde ..... D6/661  
D731,211 S \* 6/2015 Denby ..... D6/675

(Continued)

Primary Examiner — Kelley A Donnelly

(74) Attorney, Agent, or Firm — Birch, Stewart, Kolasch & Birch, LLP

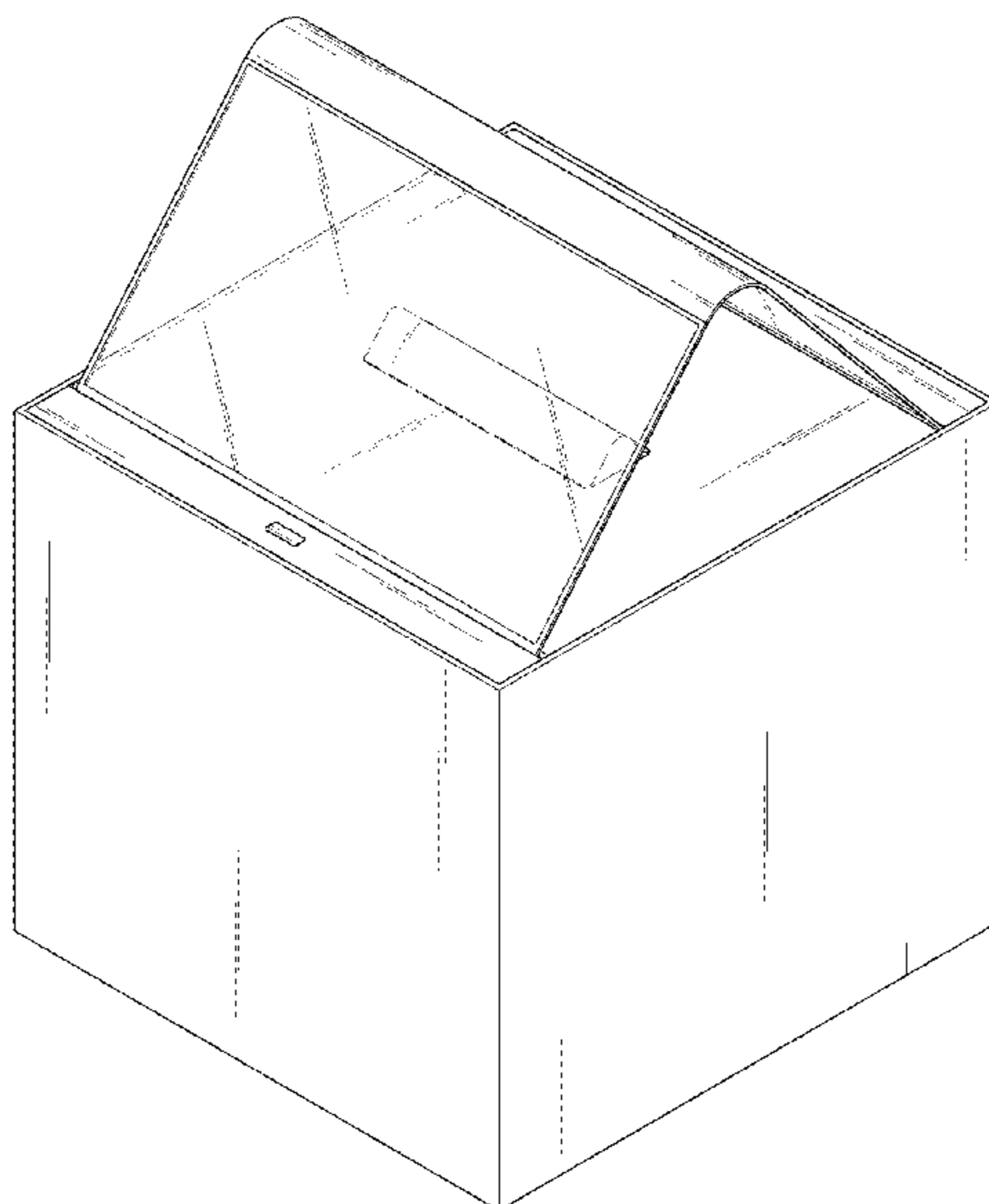
(57) **CLAIM**

We claim the ornamental design for a digital signage integrated display stand, as shown and described.

**DESCRIPTION**

FIG. 1 is a perspective view of a digital signage integrated display stand showing the new design; FIG. 2 is a front elevation view thereof; FIG. 3 is a rear elevation view thereof; FIG. 4 is a left-side elevation view thereof; FIG. 5 is a right-side elevation view thereof; FIG. 6 is a top plan view thereof; FIG. 7 is a bottom plan view thereof; and, FIG. 8 is a perspective view showing a state in which product information is displayed on the screen. The broken lines in FIG. 8 are for purpose of illustrating an environment of use and form no part of the claimed design.

**1 Claim, 8 Drawing Sheets**



(56)

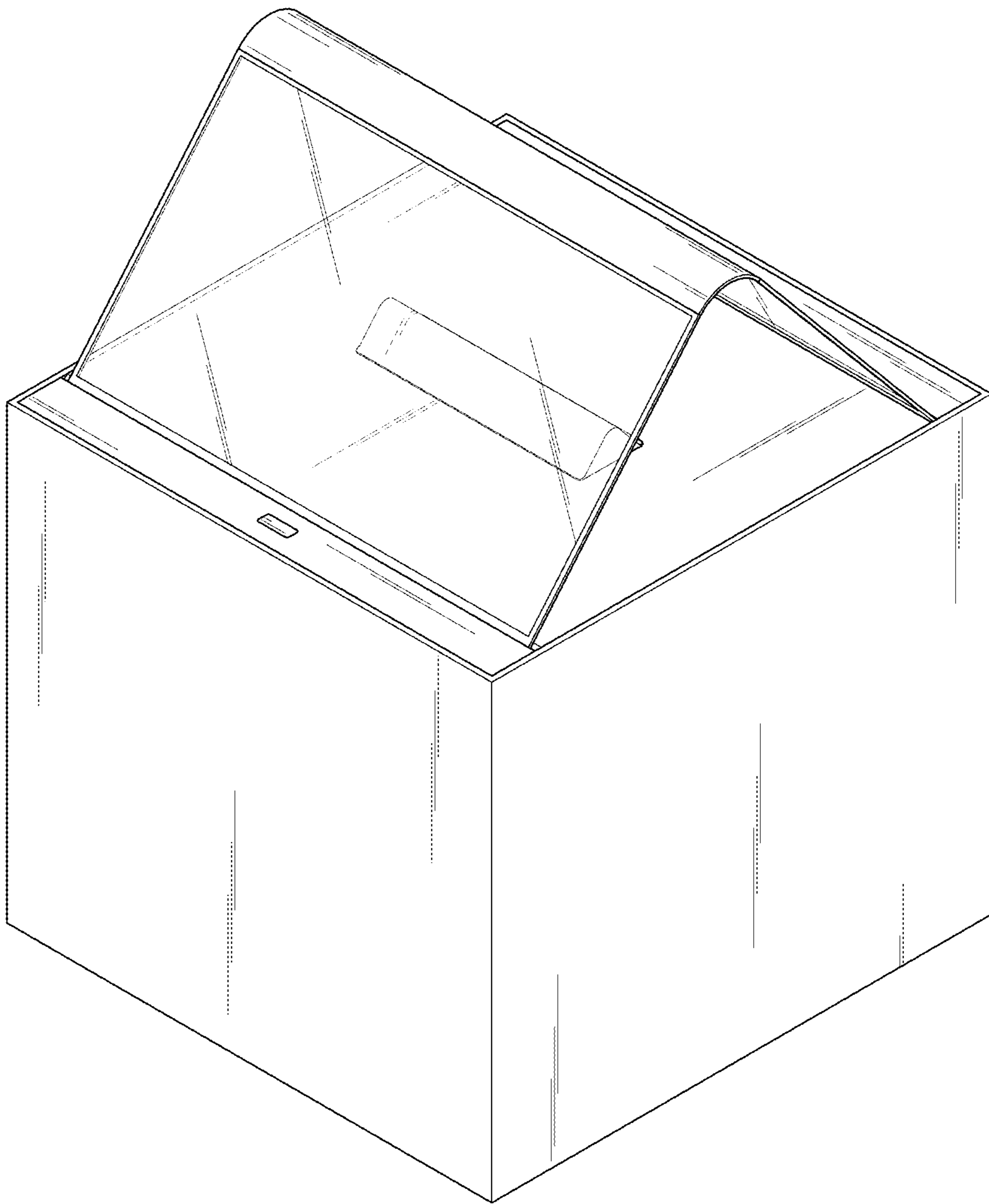
**References Cited**

U.S. PATENT DOCUMENTS

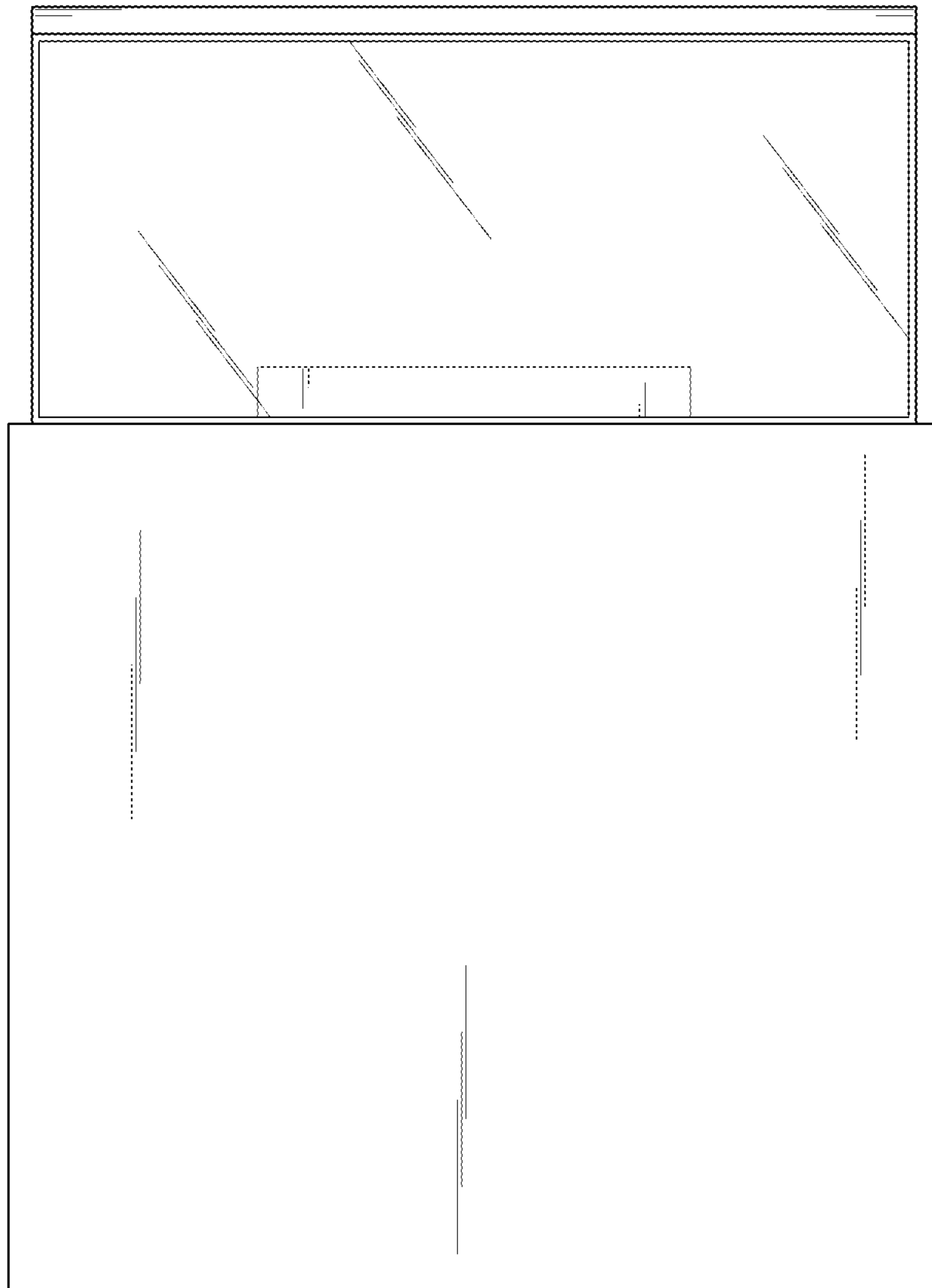
D732,319 S \* 6/2015 Engebretson ..... D6/657  
D943,318 S \* 2/2022 Pang ..... D6/657

\* cited by examiner

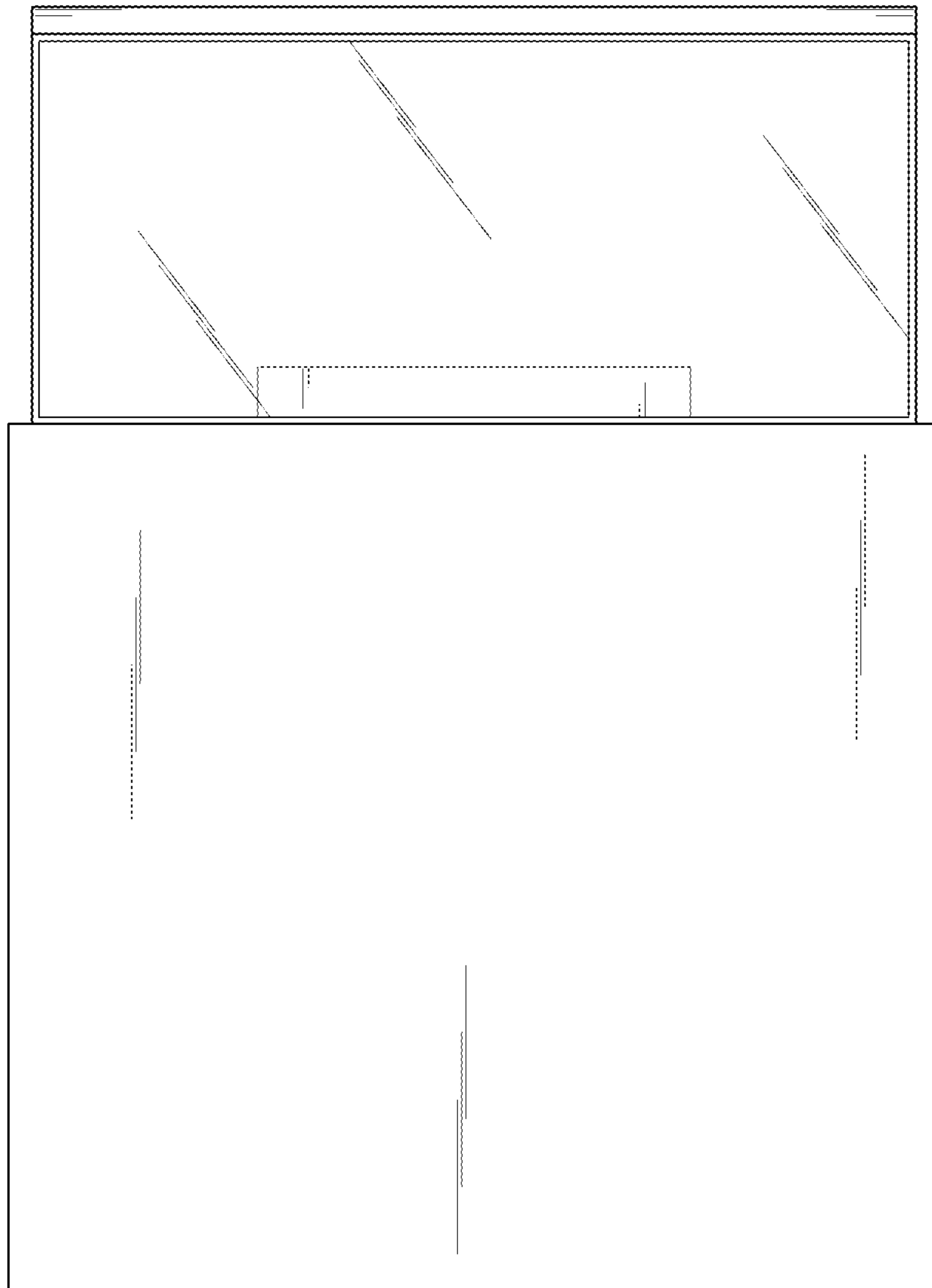
*FIG. 1*



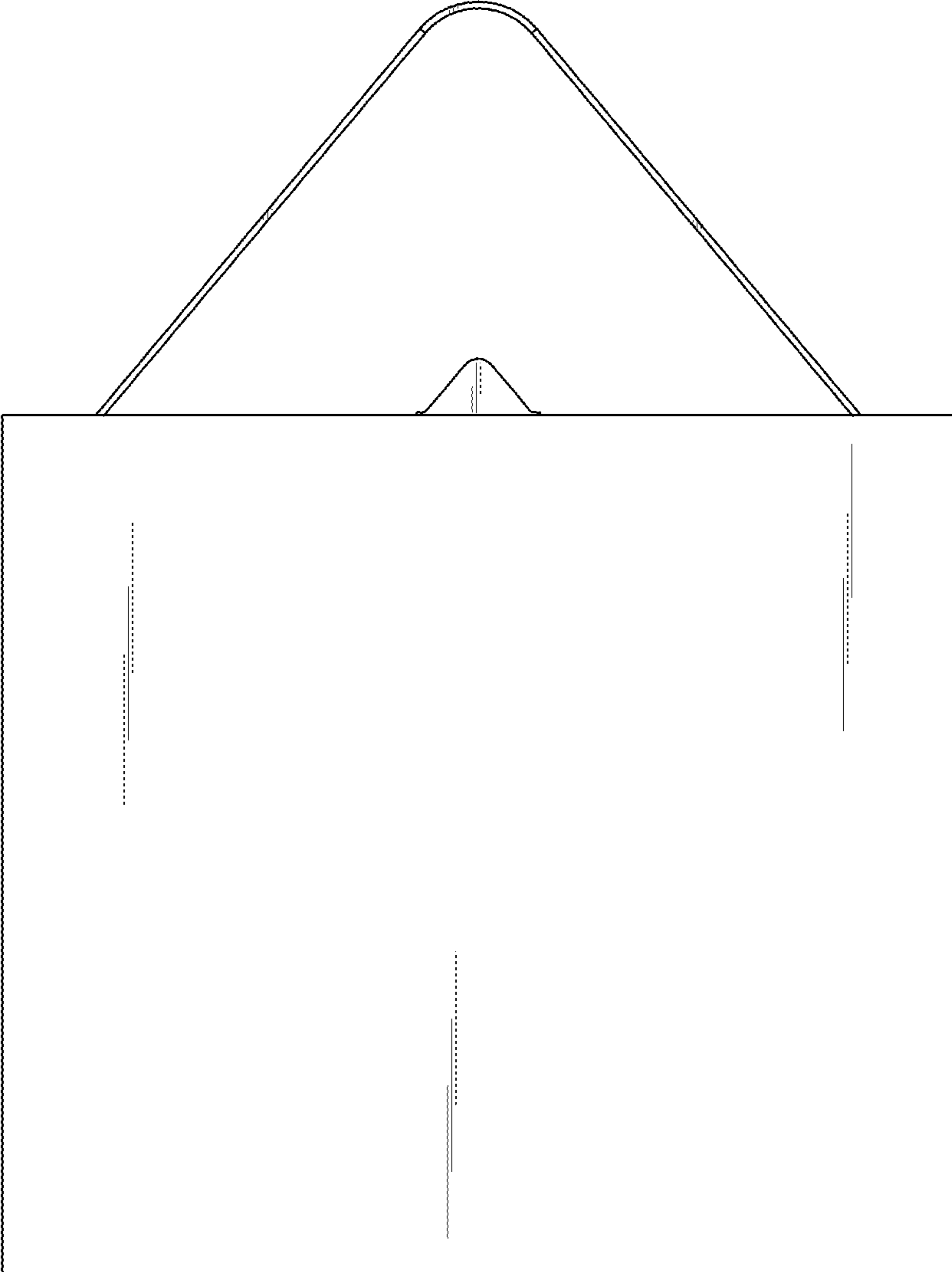
*FIG. 2*



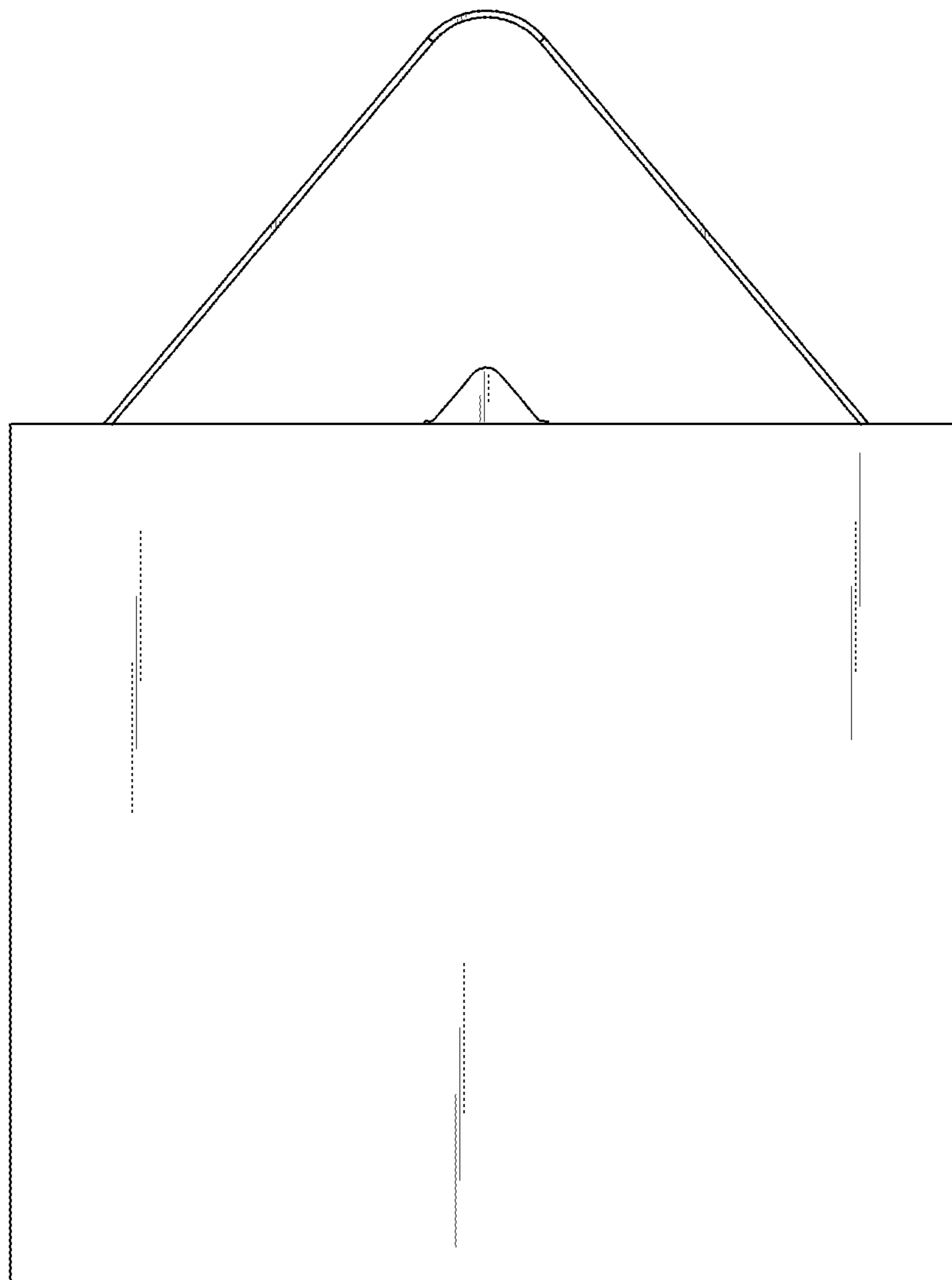
*FIG. 3*




*FIG. 4*



*FIG. 5*




*FIG. 6*





*FIG. 7*



*FIG. 8*

