



US00D956444S

(12) **United States Design Patent** (10) **Patent No.:** **US D956,444 S**
Freer et al. (45) **Date of Patent:** **** Jul. 5, 2022**

(54) **DISPENSER DEVICE**

(71) Applicants: **Ellina Freer**, West Hollywood, CA
(US); **Anneli Freer**, West Hollywood,
CA (US)

(72) Inventors: **Ellina Freer**, West Hollywood, CA
(US); **Anneli Freer**, West Hollywood,
CA (US)

(**) Term: **15 Years**

(21) Appl. No.: **29/750,824**

(22) Filed: **Sep. 16, 2020**

(51) **LOC (13) Cl.** **06-06**

(52) **U.S. Cl.**
USPC **D6/515**

(58) **Field of Classification Search**
USPC D6/512, 515, 513, 518, 519, 553, 542,
D6/540, 545; D3/272, 203.6, 203.7, 294,
D3/329; D9/730, 734, 733; D28/7, 9,
D28/73, 76, 99; D14/140.1, 140.6, 140.5;
D32/29.1, 45

CPC E01H 1/1206; A47K 10/32; A47K 10/42;
A47K 10/426; A47K 2010/3233; A47K
2010/3266; A41D 19/003; A41D 19/0055
See application file for complete search history.

(56) **References Cited**

U.S. PATENT DOCUMENTS

D372,824 S * 8/1996 Lin D6/545
D414,060 S * 9/1999 Talbot-Titley D6/516

D463,929 S * 10/2002 Fitzsimmons D6/515
D619,837 S * 7/2010 Kim D6/518
D768,406 S * 10/2016 Patterson D6/545
D769,664 S * 10/2016 Waldthausen D7/311
D777,585 S * 1/2017 Lyon D9/733
D809,819 S * 2/2018 Johnson D6/542
D890,990 S * 7/2020 Sarro D28/9
D929,767 S * 9/2021 Turturro D6/545

FOREIGN PATENT DOCUMENTS

KR 301077077.0000 * 3/2022

* cited by examiner

Primary Examiner — Marie D. Fast Horse

Assistant Examiner — Jennifer Sierra Yosinski

(74) *Attorney, Agent, or Firm* — Inventa Capital PLC

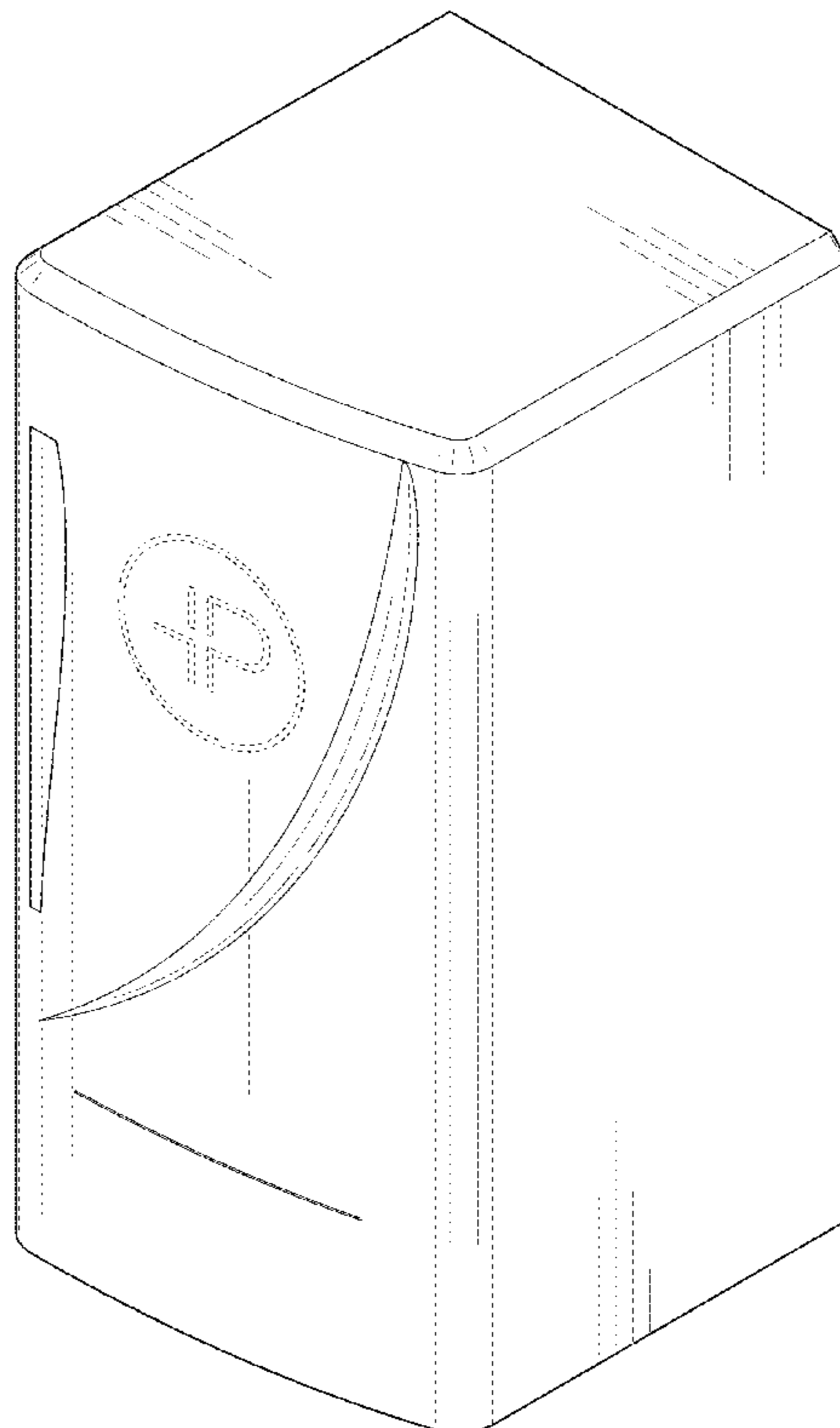
(57) **CLAIM**

We claim the ornamental design for a dispenser device, as shown and described.

DESCRIPTION

FIG. 1 is a perspective view of a dispenser device;
FIG. 2 is a front view of the dispenser device;
FIG. 3 is a rear view of the dispenser device;
FIG. 4 is a left side view of the dispenser device;
FIG. 5 is a right side view of the dispenser device;
FIG. 6 is a top view of the dispenser device; and,
FIG. 7 is a bottom view of the dispenser device.
The broken lines in the drawings depict portions of the dispenser device that form no part of the claim.

1 Claim, 6 Drawing Sheets



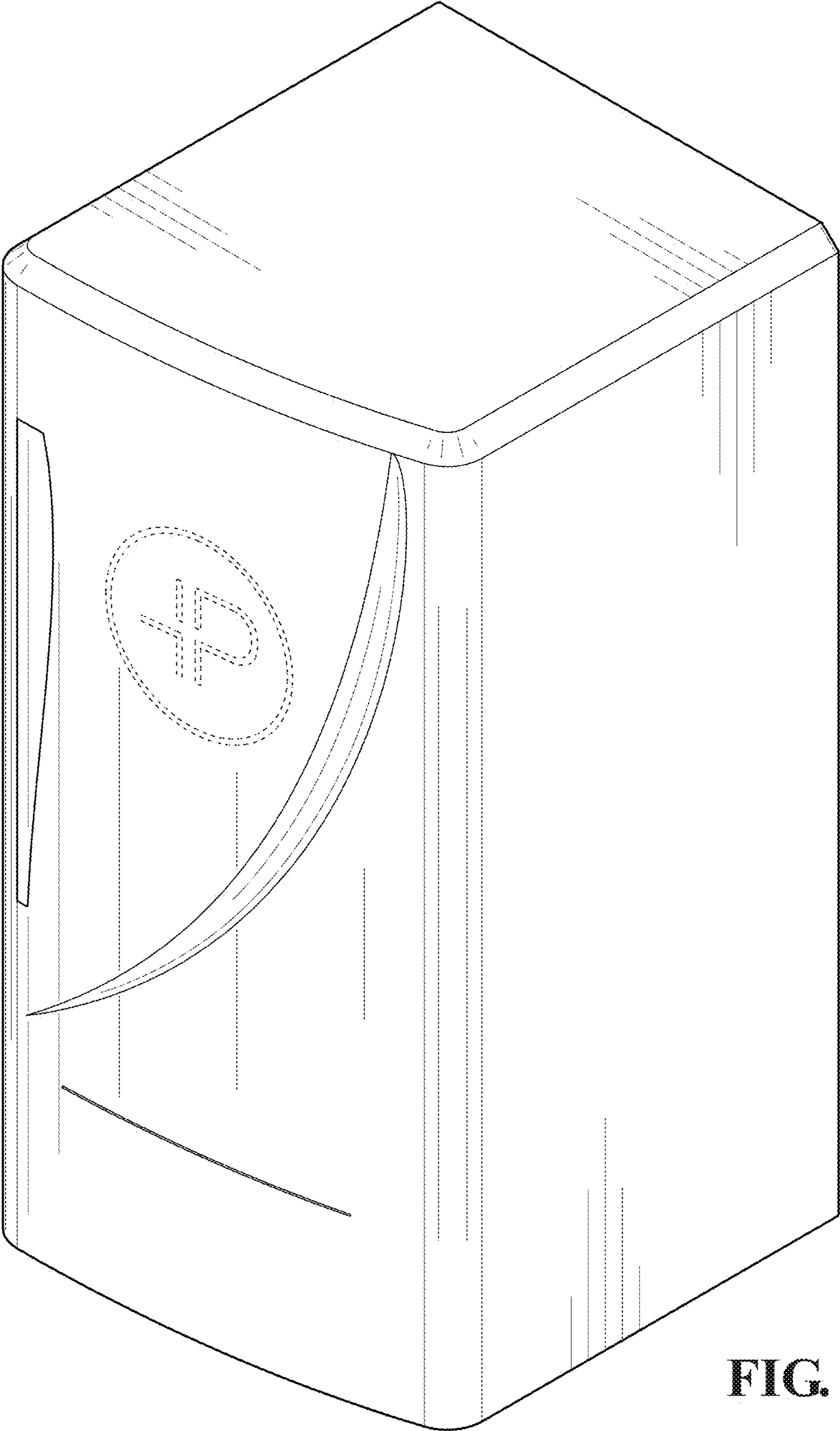


FIG. 1

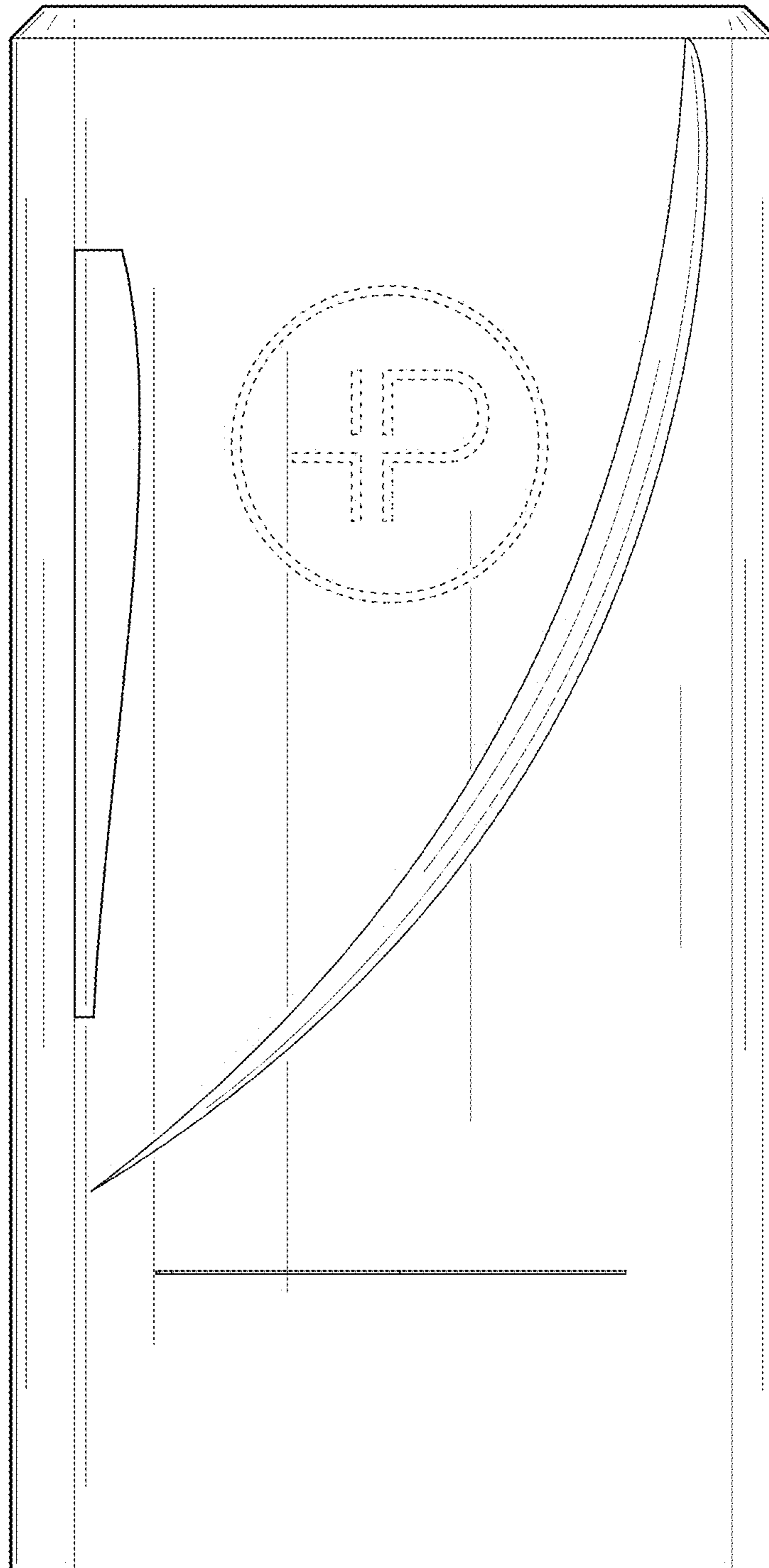


FIG. 2




FIG. 3




FIG. 4




FIG. 5




FIG. 6

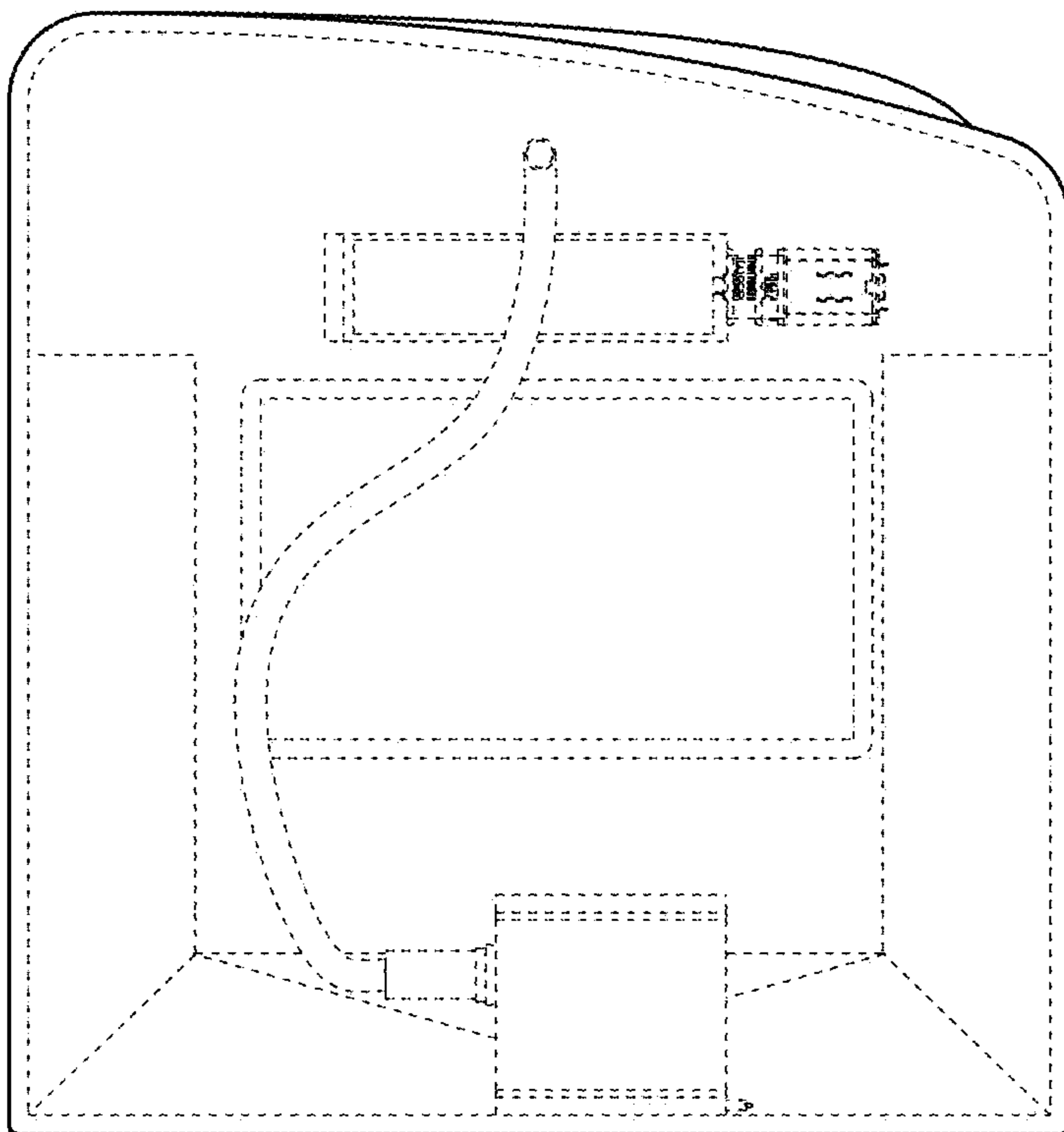


FIG. 7