



US00D956425S

(12) **United States Design Patent** (10) **Patent No.:** **US D956,425 S**
Yoon (45) **Date of Patent:** **** Jul. 5, 2022**

(54) **ELECTRIC TOOTHBRUSH**
(71) Applicant: **The Procter & Gamble Company**,
Cincinnati, OH (US)
(72) Inventor: **Ki Hyun Yoon**, Seoul (SK)
(73) Assignee: **The Procter & Gamble Company**,
Cincinnati, OH (US)
(**) Term: **15 Years**
(21) Appl. No.: **29/761,272**
(22) Filed: **Dec. 8, 2020**
(51) **LOC (13) Cl.** **04-02**
(52) **U.S. Cl.**
USPC **D4/101**
(58) **Field of Classification Search**
USPC D4/100-138, 199; D24/176, 181
(Continued)

(56) **References Cited**
U.S. PATENT DOCUMENTS
D799,217 S * 10/2017 Masee D4/101
D881,584 S * 4/2020 Porter D4/104
(Continued)

FOREIGN PATENT DOCUMENTS
WO WO212081-001 * 6/2021
WO WO212081-002 * 6/2021
(Continued)

OTHER PUBLICATIONS
Oral B brush 1, announced Jan. 2016 [online], [site visited Feb. 14, 2022]. Available from internet, URL: https://www.amazon.com/Oral-B-Black-Pro-1000-Rechargeable/dp/B01AKGRTUM/ref=sr_1_1?th=1 (Year: 2016).*
(Continued)

Primary Examiner — Cynthia Ramirez

Assistant Examiner — Tamara L Hahn
(74) *Attorney, Agent, or Firm* — Vladimir Vitenberg

(57) **CLAIM**
The ornamental design for an electric toothbrush, as shown and described.

DESCRIPTION
The patent or application file contains at least one drawing executed in color. Copies of this patent or patent application publication with color drawing(s) will be provided by the Office upon request and payment of the necessary fee.
FIG. 1 is a perspective view of a first embodiment of an electric toothbrush;
FIG. 2 is a front view thereof;
FIG. 3 is a rear view thereof;
FIG. 4 is a left-side view thereof;
FIG. 5 is a right-side view thereof;
FIG. 6 is a top plan view thereof;
FIG. 7 is a bottom view thereof.
FIG. 8 is a perspective view of a second embodiment of an electric toothbrush;
FIG. 9 is a front view thereof;
FIG. 10 is a rear view thereof;
FIG. 11 is a left-side view thereof;
FIG. 12 is a right-side view thereof;
FIG. 13 is a top plan view thereof;
FIG. 14 is a bottom view thereof.
FIG. 15 is a perspective view of a third embodiment of an electric toothbrush;
FIG. 16 is a front view thereof;
FIG. 17 is a rear view thereof;
FIG. 18 is a left-side view thereof;
FIG. 19 is a right-side view thereof;
FIG. 20 is a top plan view thereof;
FIG. 21 is a bottom view thereof.
FIG. 22 is a perspective view of a fourth embodiment of an electric toothbrush;
FIG. 23 is a front view thereof;
FIG. 24 is a rear view thereof;
FIG. 25 is a left-side view thereof;
FIG. 26 is a right-side view thereof;
FIG. 27 is a top plan view thereof;

(Continued)

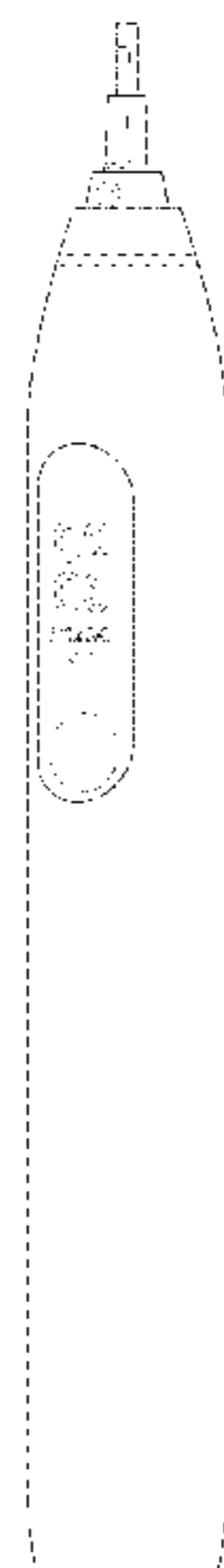


FIG. 28 is a bottom view thereof.
FIG. 29 is a perspective view of a fifth embodiment of an electric toothbrush;
FIG. 30 is a front view thereof;
FIG. 31 is a rear view thereof;
FIG. 32 is a left-side view thereof;
FIG. 33 is a right-side view thereof;
FIG. 34 is a top plan view thereof; and,
FIG. 35 is a bottom view thereof.
The broken lines in the drawings depict portions of the electric toothbrush that form no part of the claimed design.

1 Claim, 15 Drawing Sheets
(12 of 15 Drawing Sheet(s) Filed in Color)

(58) **Field of Classification Search**
CPC A46B 2200/1066; A46B 2200/1073; A46B 2200/1086; A46B 5/0095; A46B 9/04; A46B 9/028; A46B 13/023; A61C 17/16; A61C 17/122
See application file for complete search history.

(56)

References Cited

U.S. PATENT DOCUMENTS

D913,484 S * 3/2021 Li D24/111
D922,775 S * 6/2021 Albay D4/101
D930,988 S * 9/2021 Albay D4/101
D938,733 S * 12/2021 Wu D4/101

FOREIGN PATENT DOCUMENTS

WO WO212081-003 * 6/2021
WO WO212081-004 * 6/2021

OTHER PUBLICATIONS

Oral B brush 2, announced Sep. 2020 [online], [site visited Feb. 14, 2022]. Available from internet, URL: https://www.amazon.com/dp/B088CJN5DC/ref=sspa_dk_detail_2 (Year: 2020).*

* cited by examiner

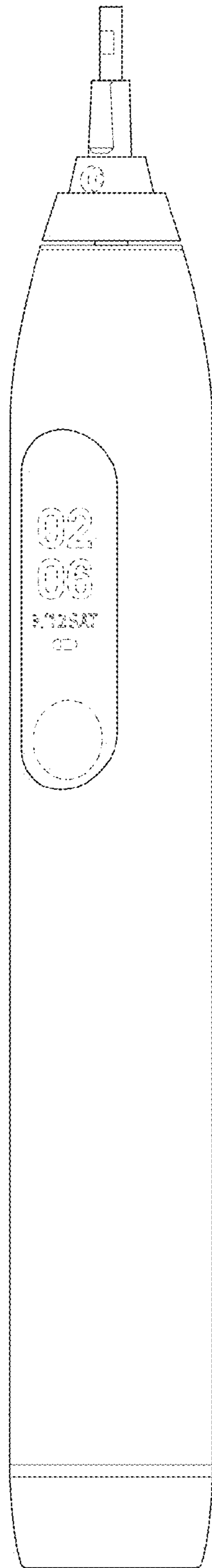


FIG. 1

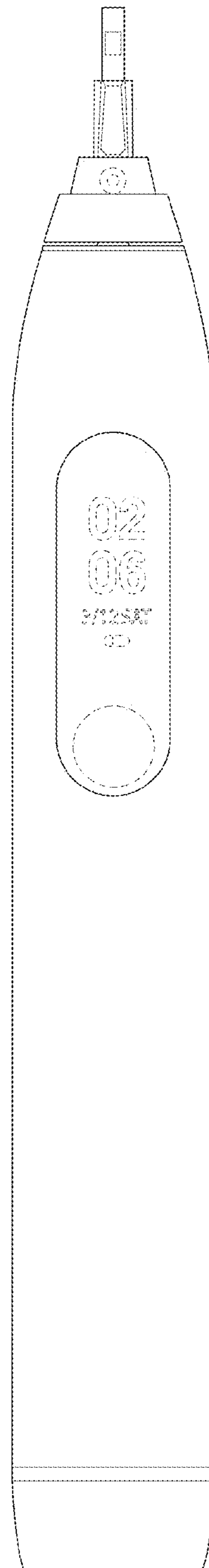


FIG. 2




FIG. 3

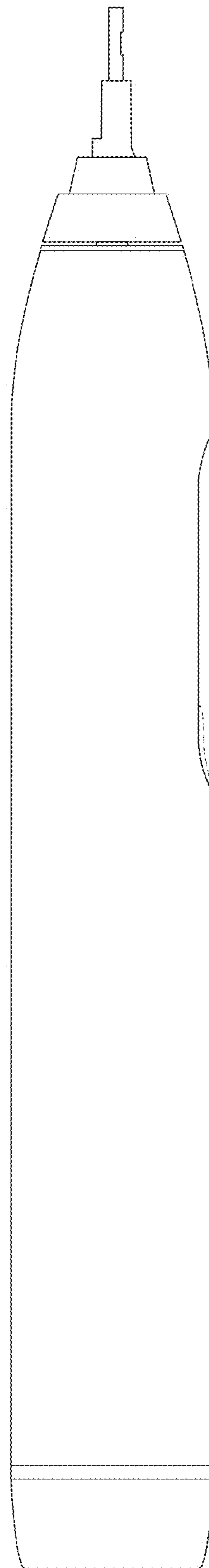


FIG. 4




FIG. 5

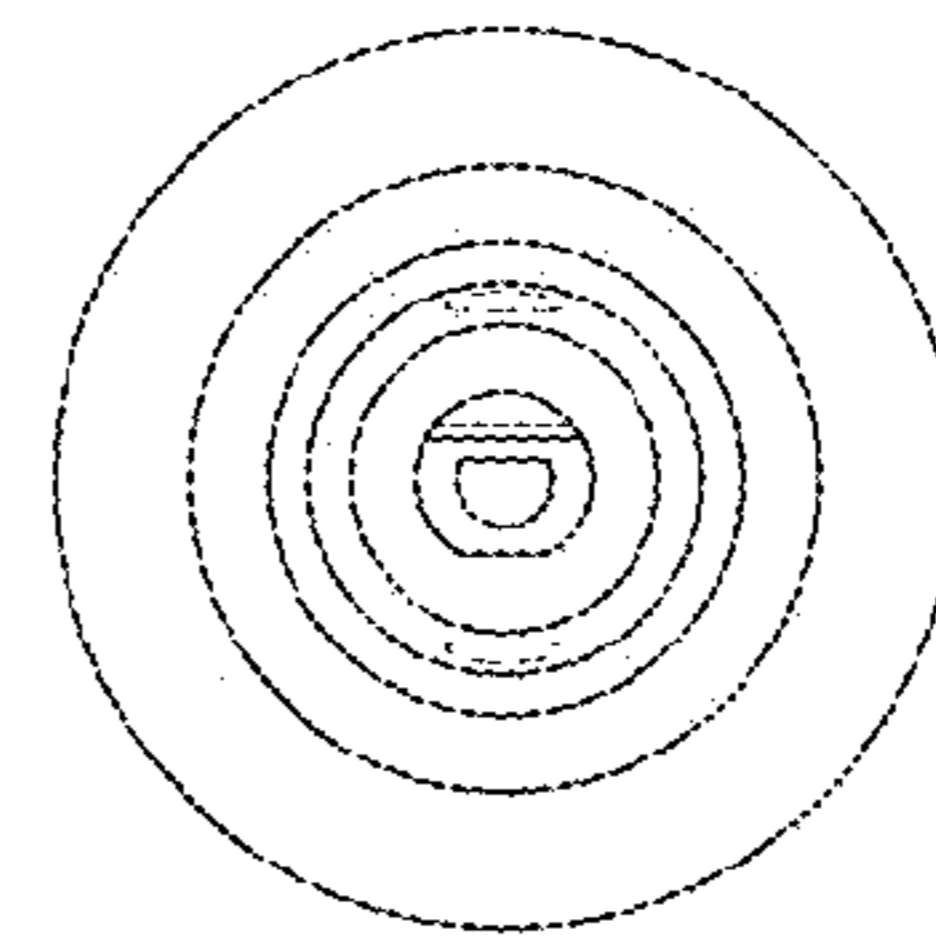


FIG. 6

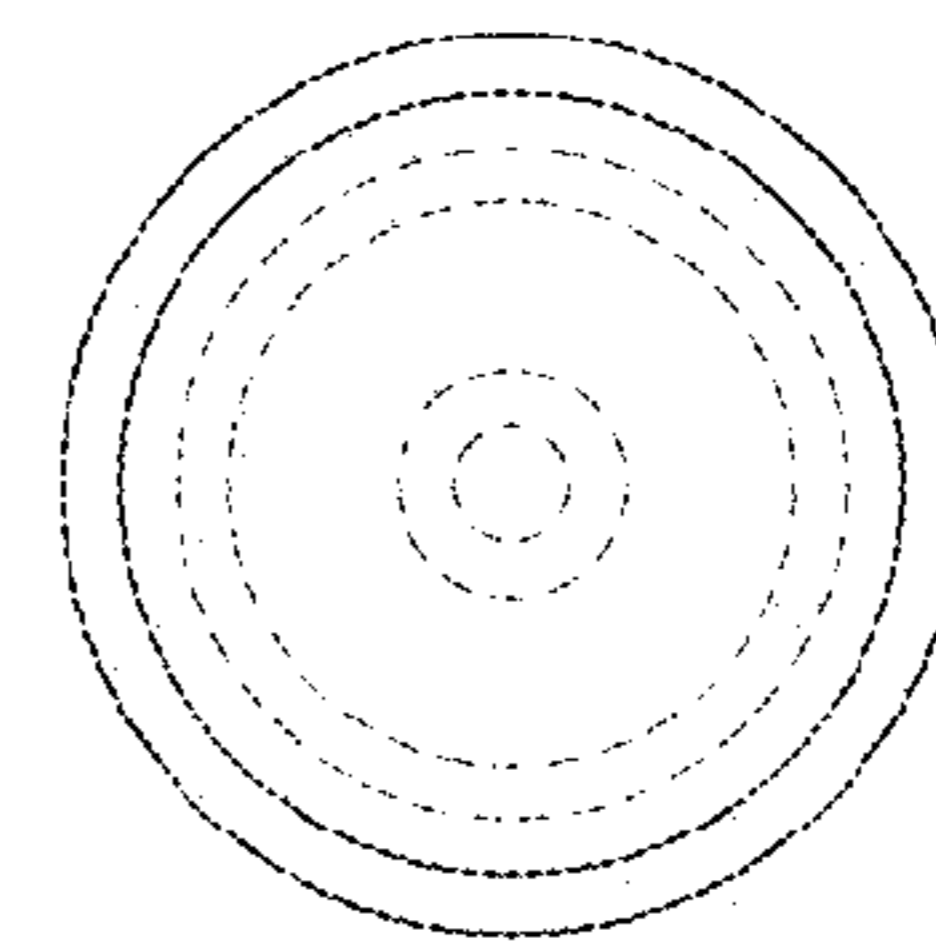


FIG. 7

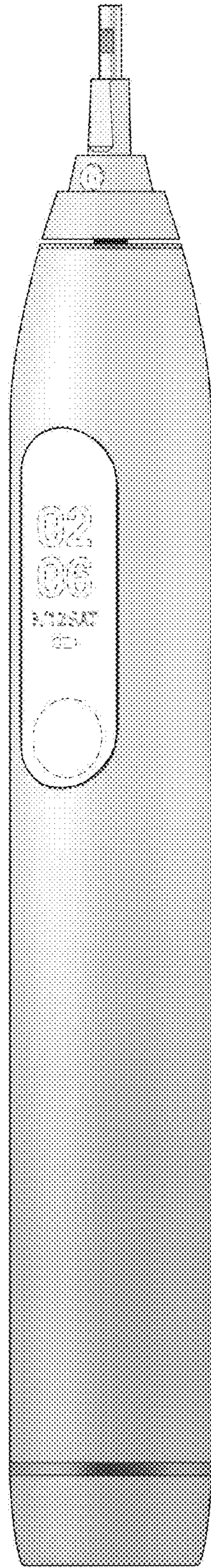


FIG. 8

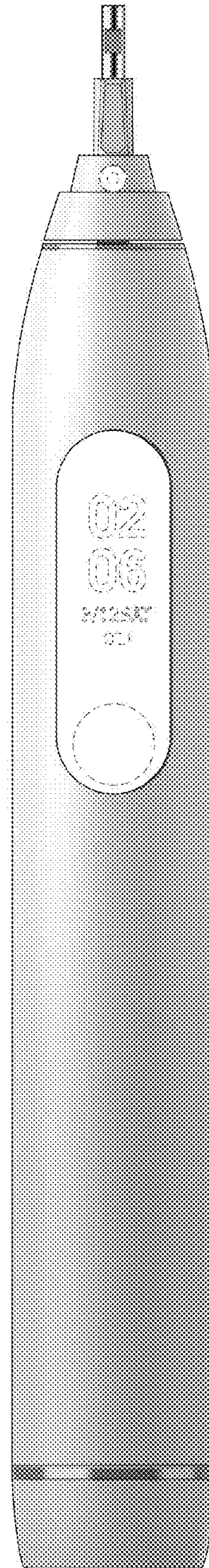


FIG. 9




FIG. 10




FIG. 11




FIG. 12

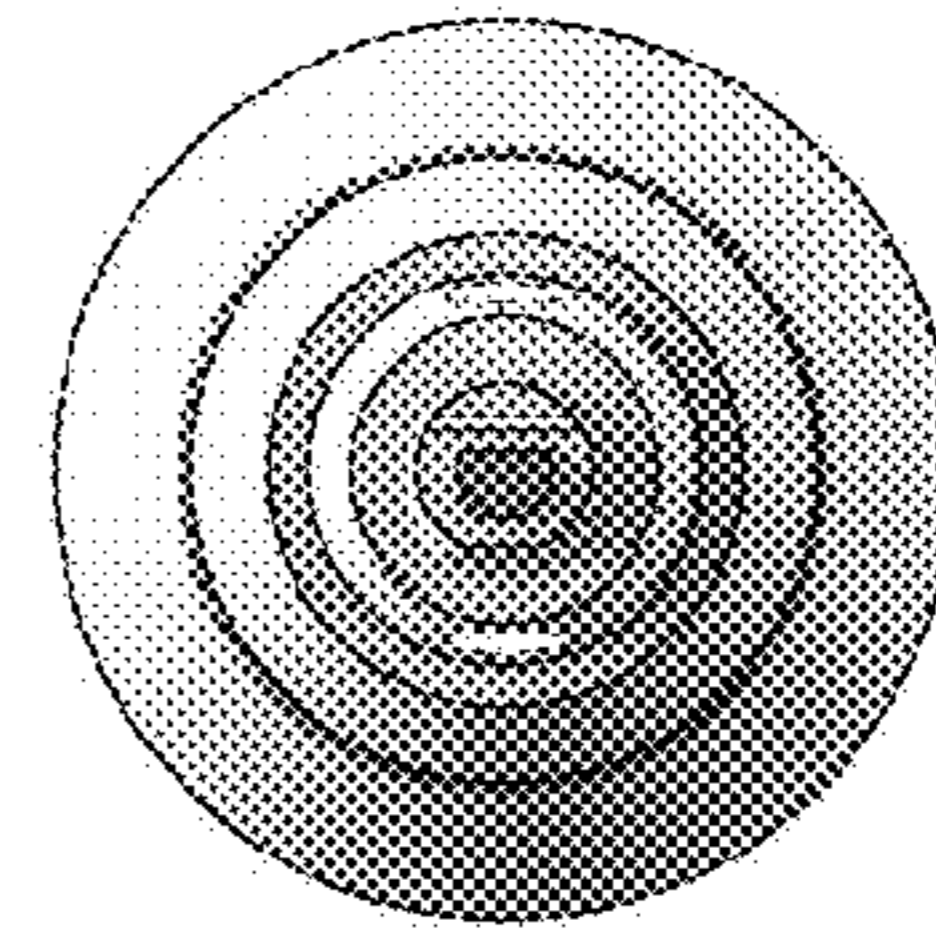


FIG. 13

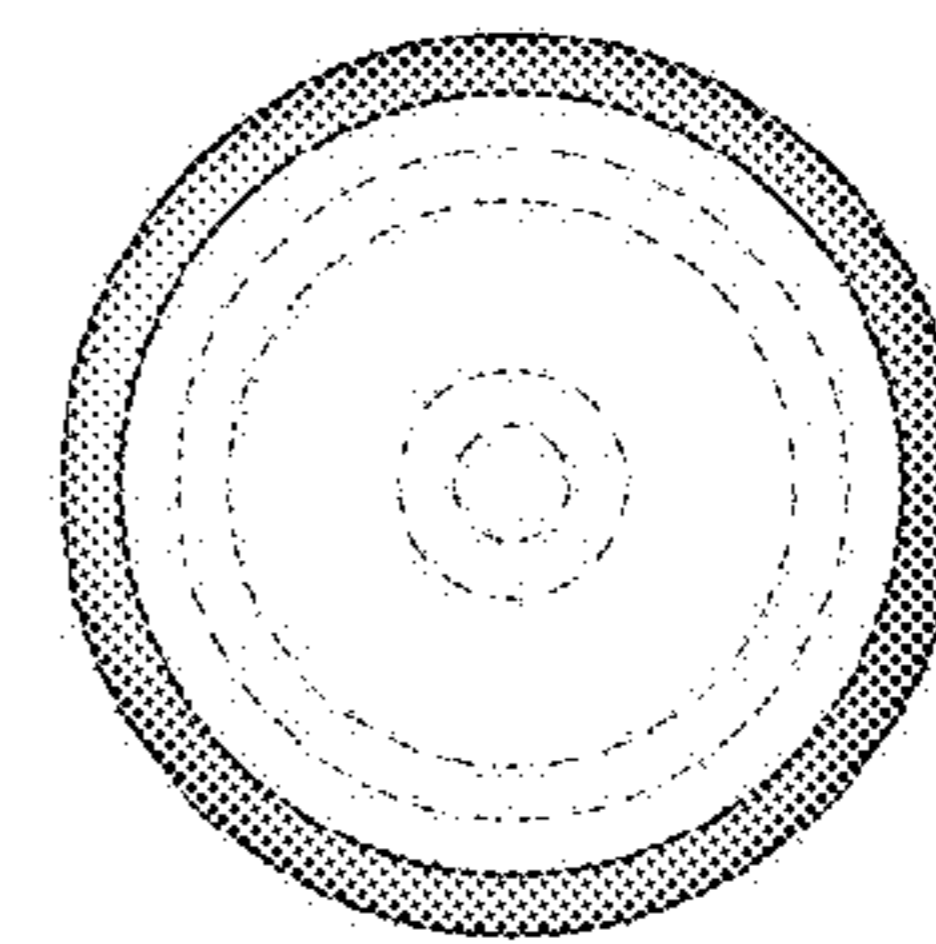


FIG. 14

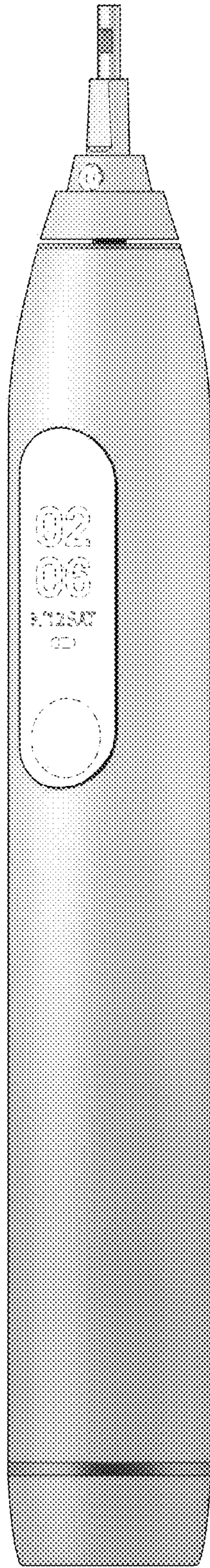


FIG. 15

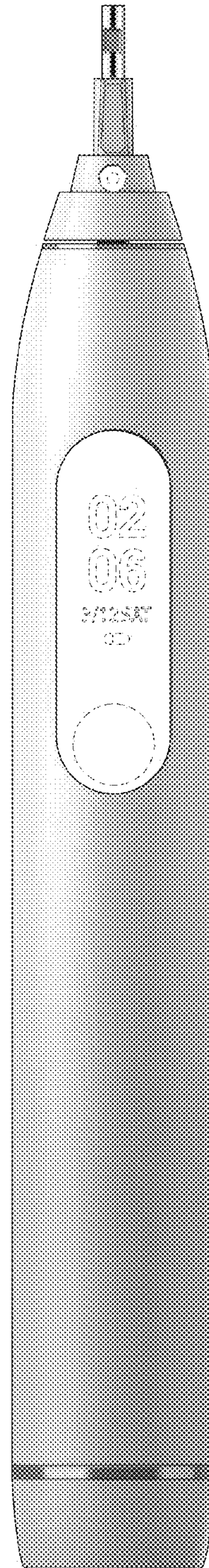


FIG. 16




FIG. 17




FIG. 18




FIG. 19

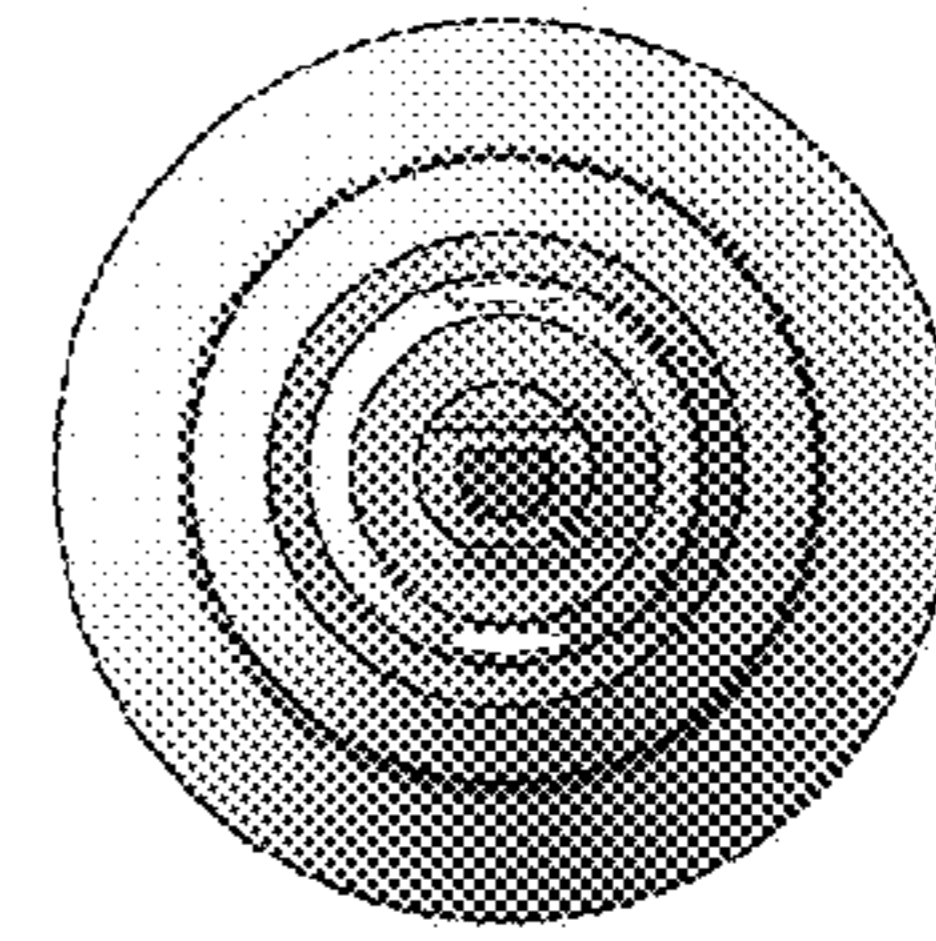


FIG. 20

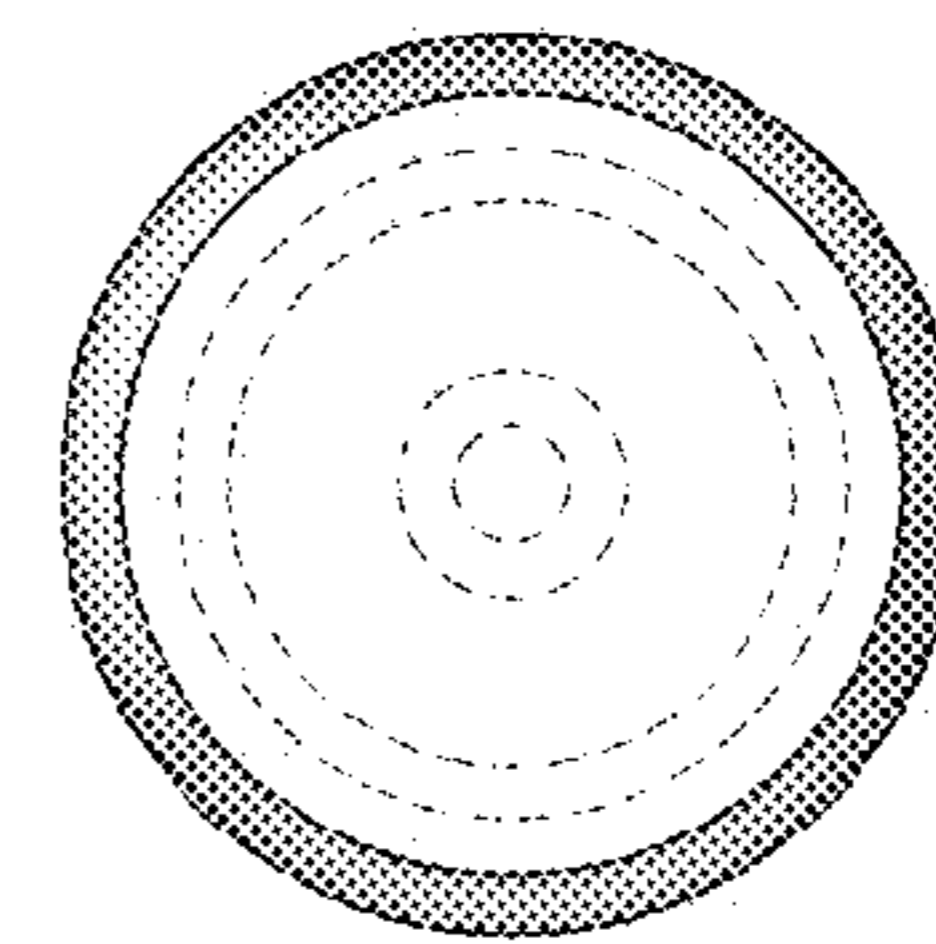


FIG. 21

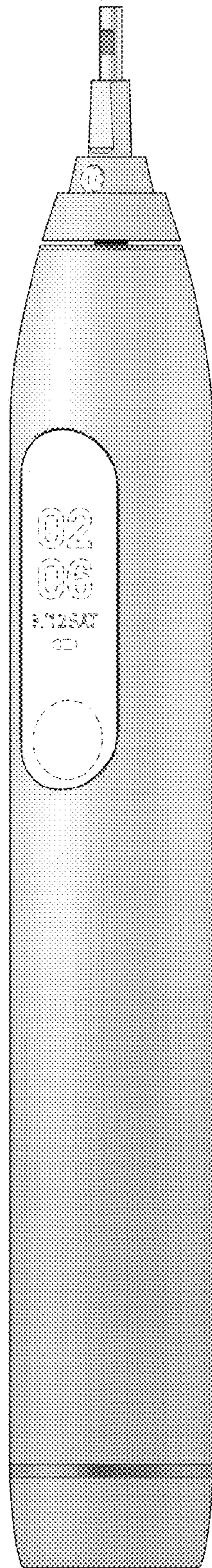


FIG. 22

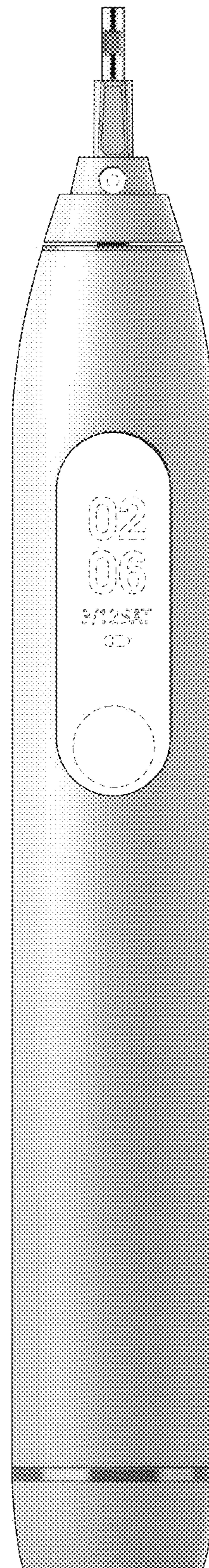


FIG. 23




FIG. 24




FIG. 25




FIG. 26

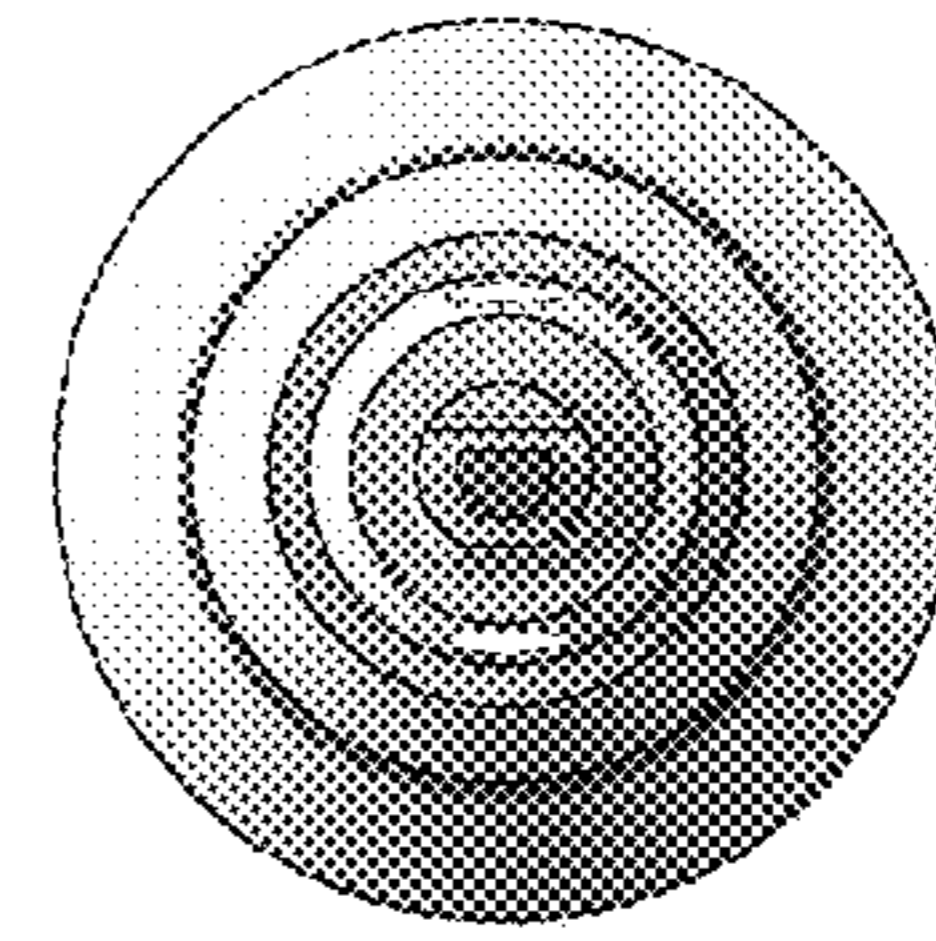


FIG. 27

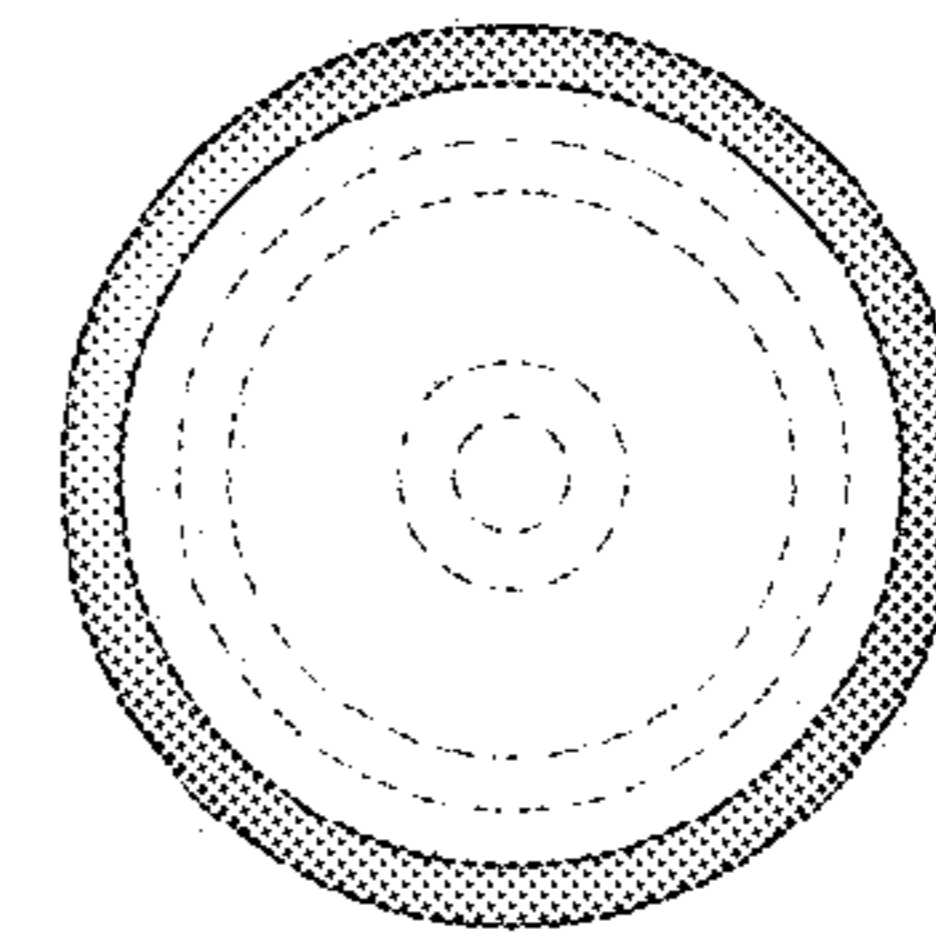


FIG. 28

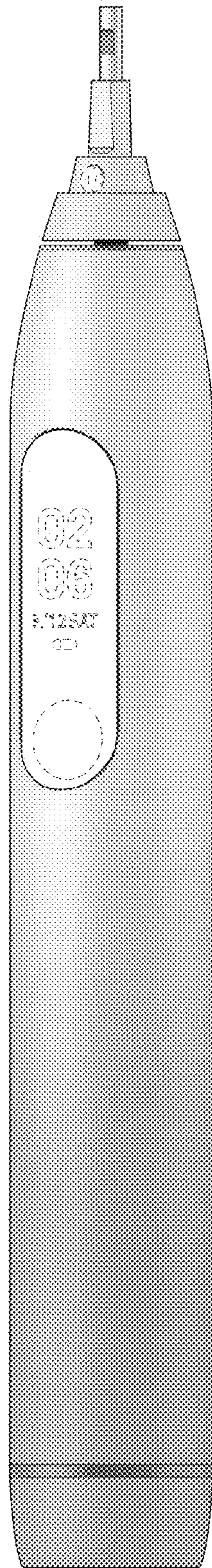


FIG. 29

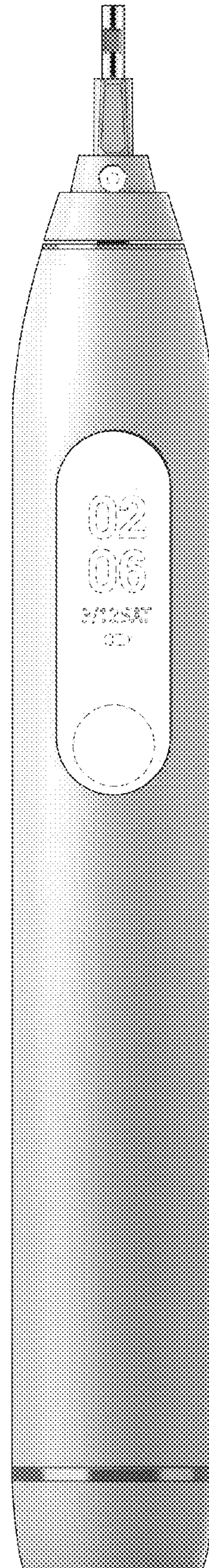


FIG. 30




FIG. 31




FIG. 32




FIG. 33

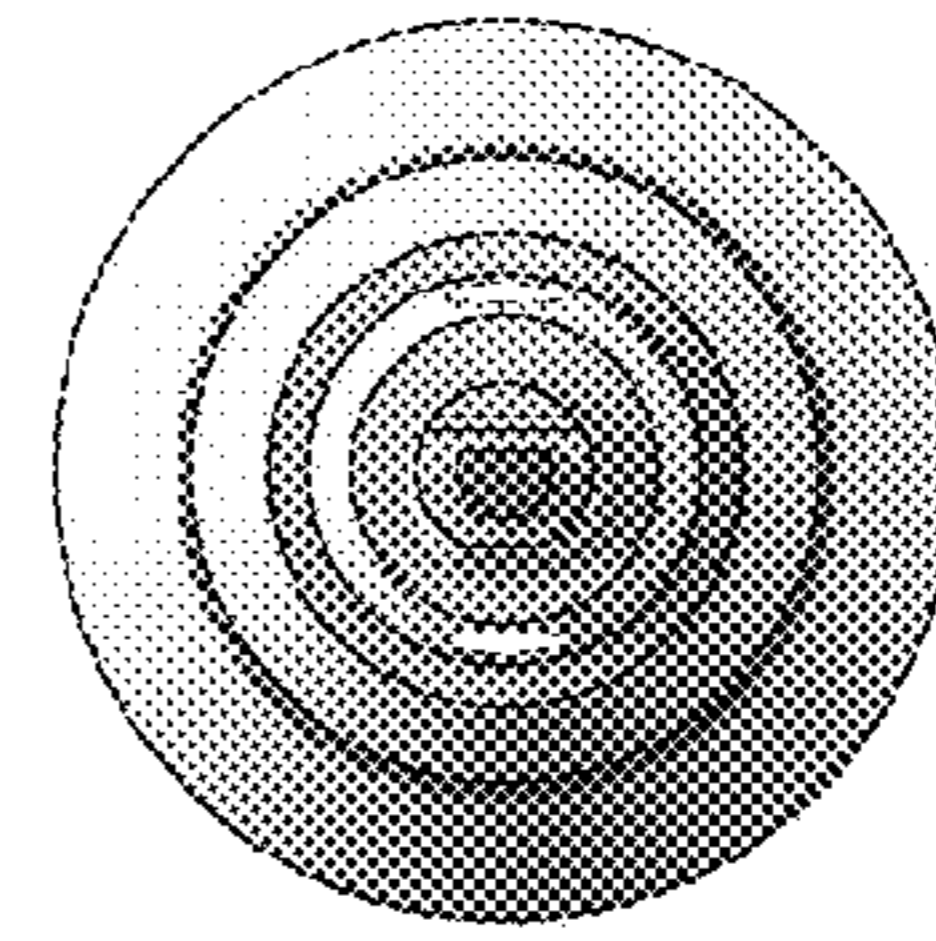


FIG. 34

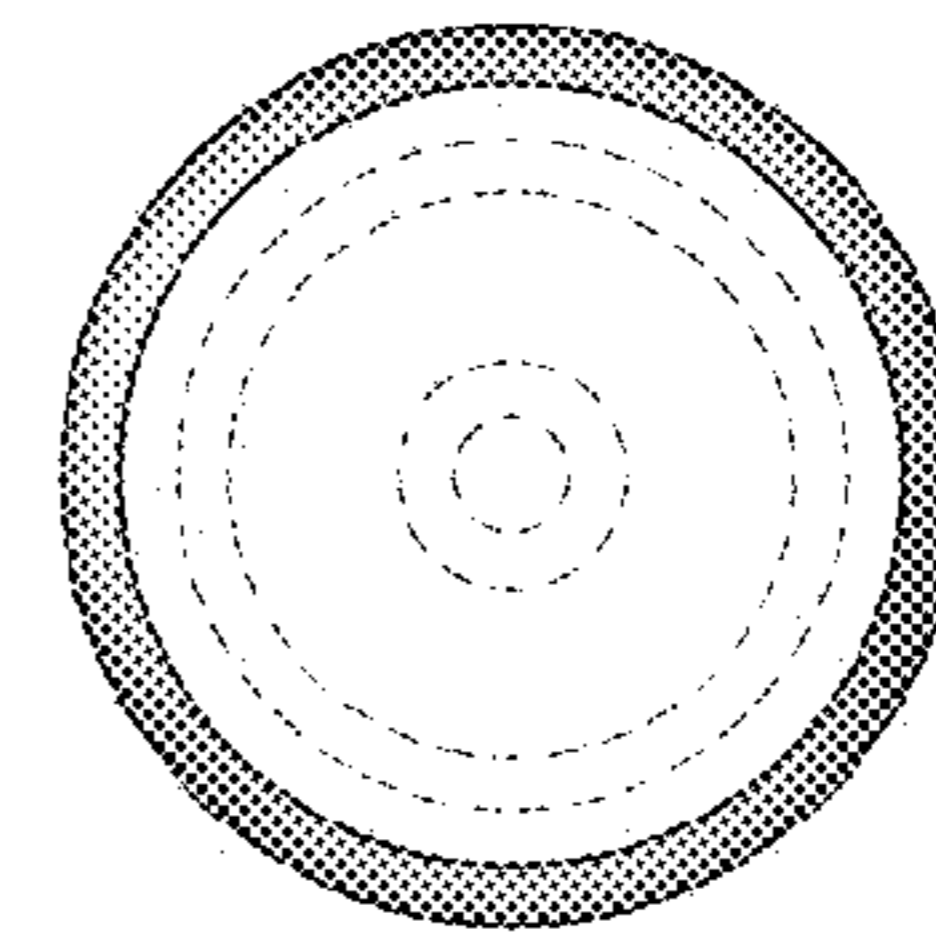


FIG. 35