



US00D956396S

(12) **United States Design Patent** (10) **Patent No.:** **US D956,396 S**
Storch (45) **Date of Patent:** **** Jul. 5, 2022**

(54) **SHOE**
(71) Applicant: **BIRKENSTOCK SALES GMBH,**
Vettelschoss (DE)
(72) Inventor: **Barbara Storch,** Cologne (DE)
(73) Assignee: **BIRKENSTOCK SALES GMBH,**
Vettelschoss (DE)
(**) Term: **15 Years**
(21) Appl. No.: **29/708,934**
(22) Filed: **Oct. 10, 2019**
Related U.S. Application Data
(62) Division of application No. 35/506,005, filed on Oct. 24, 2018 (U.S. filing date under 35 U.S.C. 384), and having an international filing date of Oct. 24, 2018, now Pat. No. Des. 878,718.

(30) **Foreign Application Priority Data**
Apr. 26, 2018 (DE) 402018201495
Apr. 26, 2018 (DE) 402018201498
Apr. 26, 2018 (DE) 402018201500
Apr. 26, 2018 (DE) 402018201506
(51) **LOC (13) Cl.** **02-04**
(52) **U.S. Cl.**
USPC **D2/944**
(58) **Field of Classification Search**
USPC D2/906, 916, 935, 943, 944, 946, 947,
D2/951, 960, 969, 972-974
CPC A43B 1/04; A43B 5/001; A43B 5/06
See application file for complete search history.

(56) **References Cited**
U.S. PATENT DOCUMENTS
2,074,697 A * 3/1937 Kimpton A43C 11/00
36/1
D157,901 S * 3/1950 Price A43C 11/00
D2/944

3,070,907 A * 1/1963 Rocco A43B 3/001
36/8.3
D236,662 S * 9/1975 Cotton D2/944
D634,104 S * 3/2011 Gwon D2/896
D662,298 S * 6/2012 Issler D2/969
D662,301 S * 6/2012 Raysse D2/969
D707,022 S * 6/2014 Della Valle D2/944
D738,075 S * 9/2015 Della Valle D2/944
D859,796 S * 9/2019 McLellan D2/944
D885,724 S * 6/2020 Girard D2/947
D887,111 S * 6/2020 Huang D2/944
D893,846 S * 8/2020 Jenkins D2/969
D895,234 S * 9/2020 Motoki D2/907
D895,239 S * 9/2020 Murphy-Reinhertz D2/947
D903,291 S * 12/2020 Verfl A43B 23/0205
D2/974
D916,444 S * 4/2021 Callow D2/947
D919,257 S * 5/2021 Storch A43B 3/001
D2/923

(Continued)

Primary Examiner — Kevin K Rudzinski
Assistant Examiner — Clare Ann Gannon
(74) *Attorney, Agent, or Firm* — Fross, Zelnick, Lehrman & Zissu PC; Charles T. J. Weigell, Esq.

(57) **CLAIM**

The ornamental design for a shoe, as shown and described.

DESCRIPTION

FIG. 1 is a left side view showing my design;
FIG. 2 is right side view thereof;
FIG. 3 is a top perspective view thereof;
FIG. 4 is a rear view thereof;
FIG. 5 is a front view thereof;
FIG. 6 is a top view thereof; and,
FIG. 7 is a bottom view thereof.

1 Claim, 7 Drawing Sheets



(56)

References Cited

U.S. PATENT DOCUMENTS

2012/0023686 A1 * 2/2012 Huffa A43B 23/0205
12/145

* cited by examiner



FIG. 1



FIG. 2



FIG. 3



FIG. 4



FIG. 5




FIG. 6

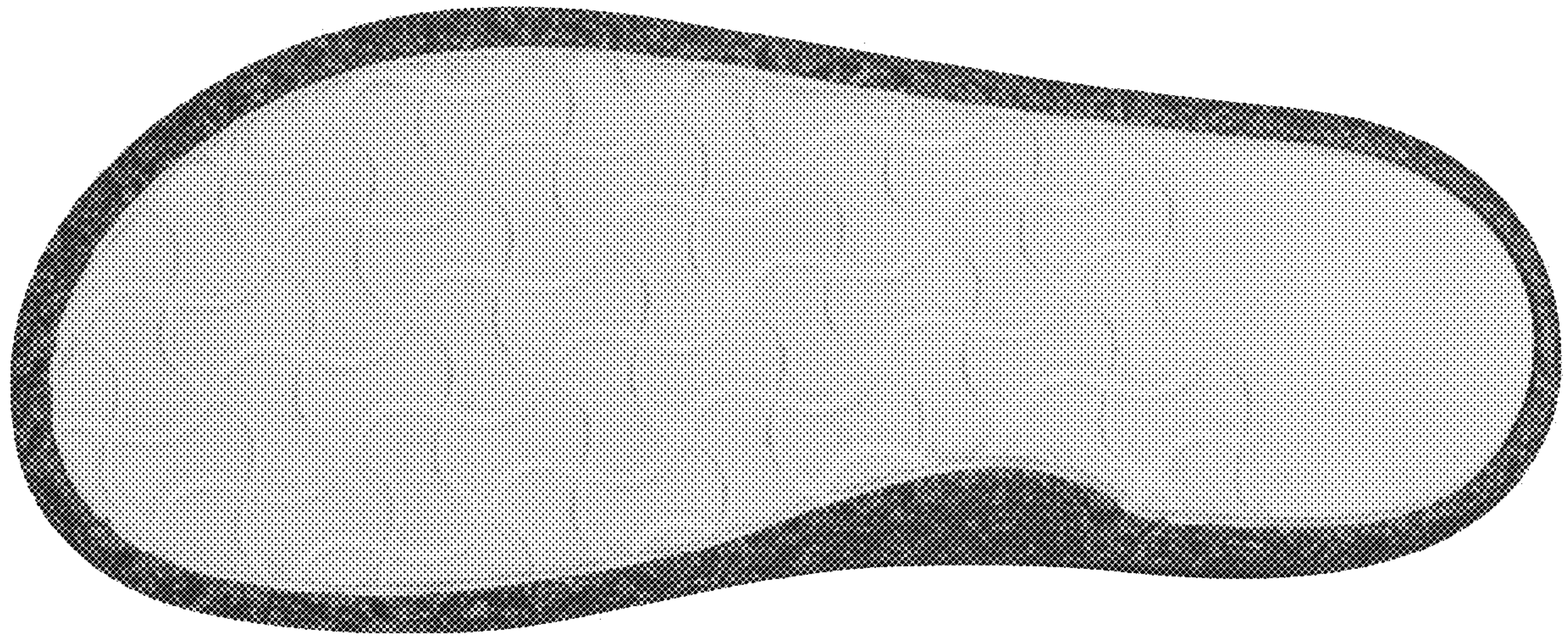


FIG. 7

UNITED STATES PATENT AND TRADEMARK OFFICE
CERTIFICATE OF CORRECTION


PATENT NO. : D956,396 S
APPLICATION NO. : 29/708934
DATED : July 5, 2022
INVENTOR(S) : Barbara Storch

Page 1 of 1

It is certified that error appears in the above-identified patent and that said Letters Patent is hereby corrected as shown below:

On the Title Page

Column 2, in the DESCRIPTION, Please revise the description of Figure 2 to read as follows:
FIG. 2 is a right side view thereof;

Signed and Sealed this
Second Day of August, 2022

Katherine Kelly Vidal
Director of the United States Patent and Trademark Office