



US00D956395S

(12) **United States Design Patent**
Chen

(10) **Patent No.:** **US D956,395 S**

(45) **Date of Patent:** **** Jul. 5, 2022**

(54) **WORK SHOE**

(71) Applicant: **QUANZHOU YAMENSI SPORTING GOODS CO., LTD.**, Quanzhou (CN)

(72) Inventor: **Mianyong Chen**, Quanzhou (CN)

(73) Assignee: **QUANZHOU YAMENSI SPORTING GOODS, LTD.**, Quanzhou (CN)

(**) Term: **15 Years**

(21) Appl. No.: **29/768,930**

(22) Filed: **Feb. 2, 2021**

(51) **LOC (13) Cl.** **02-04**

(52) **U.S. Cl.**
USPC **D2/923; D2/959**

(58) **Field of Classification Search**
USPC D2/896, 900, 909, 916, 917, 923, 943,
D2/946, 947, 959, 969, 972
CPC A43B 5/08; A43B 1/10; A43B 3/12; A43B
3/10

See application file for complete search history.

(56) **References Cited**

U.S. PATENT DOCUMENTS

D247,997 S	5/1978	Anderson	
D325,805 S	5/1992	Herber	
D428,240 S *	7/2000	Hoyt	D2/927
D479,034 S *	9/2003	Tzenos	D2/896
D527,516 S	9/2006	Kayano et al.	
D599,538 S	9/2009	Del Biondi et al.	
D610,784 S	3/2010	Del Biondi	
D648,105 S *	11/2011	Schlageter	D2/923
D648,512 S *	11/2011	Schlageter	D2/896
D648,926 S *	11/2011	Glazer	D2/896

D664,753 S *	8/2012	Santos	D2/955
D677,039 S *	3/2013	Lubart	D2/923
D793,679 S	8/2017	Maier	
D833,124 S	11/2018	Laska	
D843,089 S *	3/2019	Chanthavong	D2/916
D869,826 S *	12/2019	Chanthavong	D2/916
D889,099 S *	7/2020	D'Avoine	D2/947
D894,563 S *	9/2020	Weddle	D2/947
D905,413 S *	12/2020	Del Biondi	D2/972
D919,255 S *	5/2021	Mayhew	D2/923
D919,256 S *	5/2021	Thompson	D2/923
D921,340 S *	6/2021	Funck	D2/923
D942,130 S *	2/2022	Teoh	D2/919

* cited by examiner

Primary Examiner — Rashida C. Walshon

(74) *Attorney, Agent, or Firm* — Law Offices of Steven W. Weinrieb

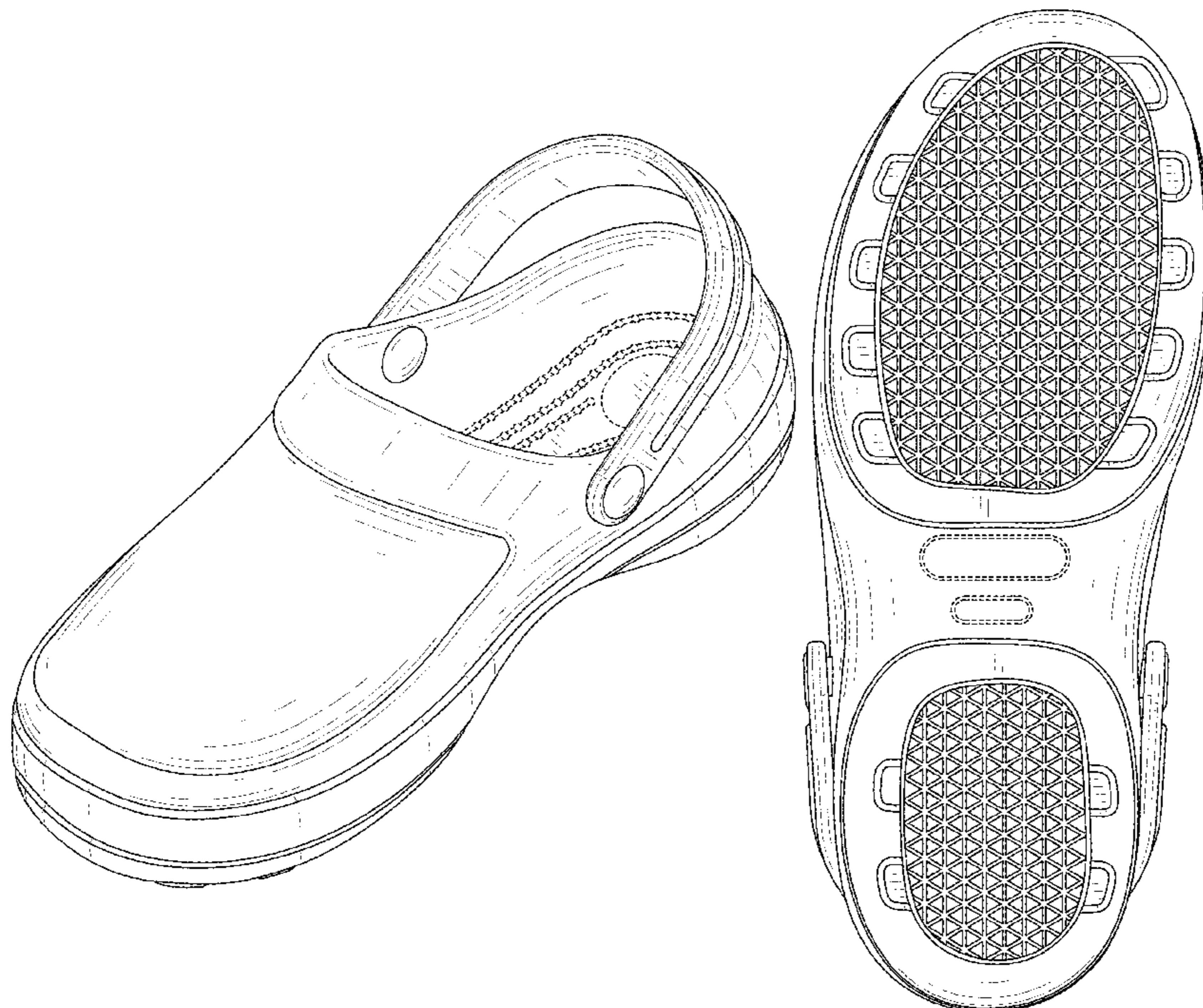
(57) **CLAIM**

The ornamental design for a work shoe, as shown and described.

DESCRIPTION

FIG. 1 is a front, left side, top perspective view of a work shoe showing my new design;
 FIG. 2 is a rear, left side, bottom perspective view thereof;
 FIG. 3 is a top plan elevational view thereof;
 FIG. 4 is a bottom plan view thereof;
 FIG. 5 is a left side elevational view thereof;
 FIG. 6 is a right side elevational view thereof;
 FIG. 7 is a front elevational view thereof; and,
 FIG. 8 is a rear elevational view thereof.
 The broken lines depict portions of the work shoe that form no part of the claimed design.

1 Claim, 8 Drawing Sheets






FIG.1




FIG.2

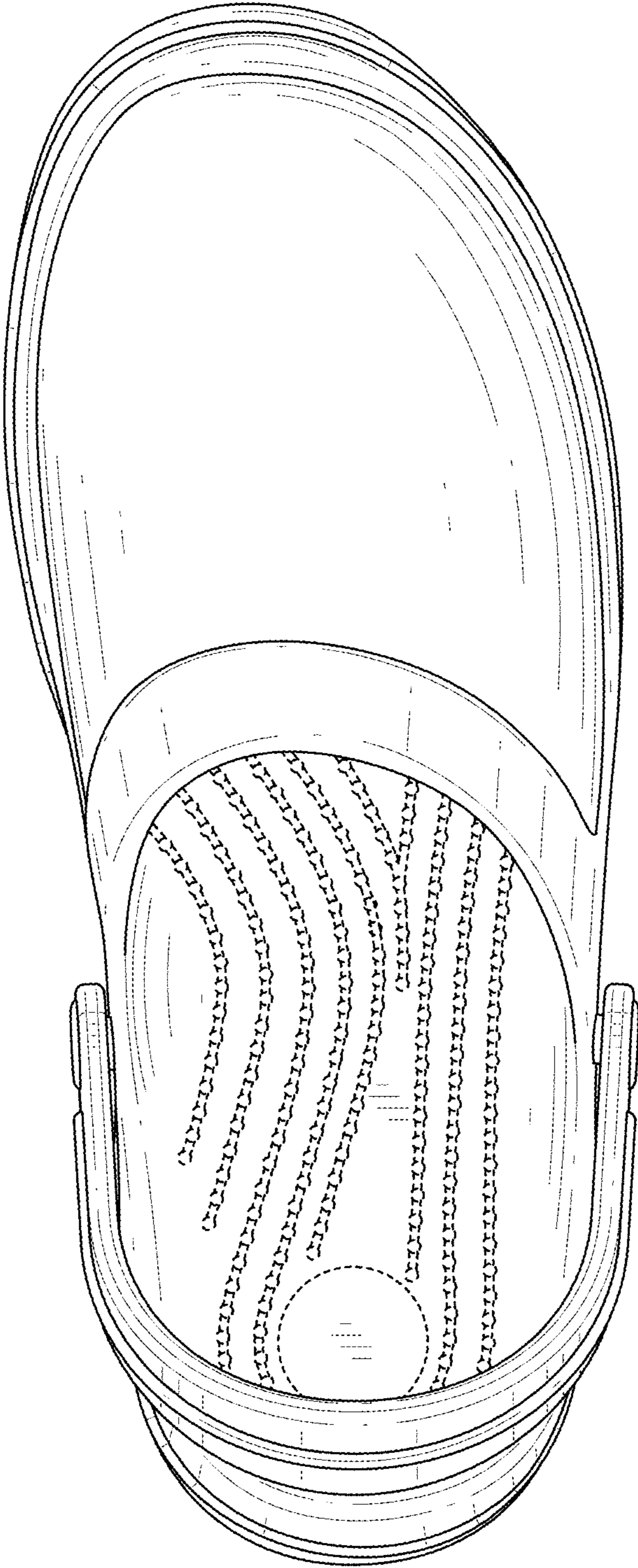


FIG.3

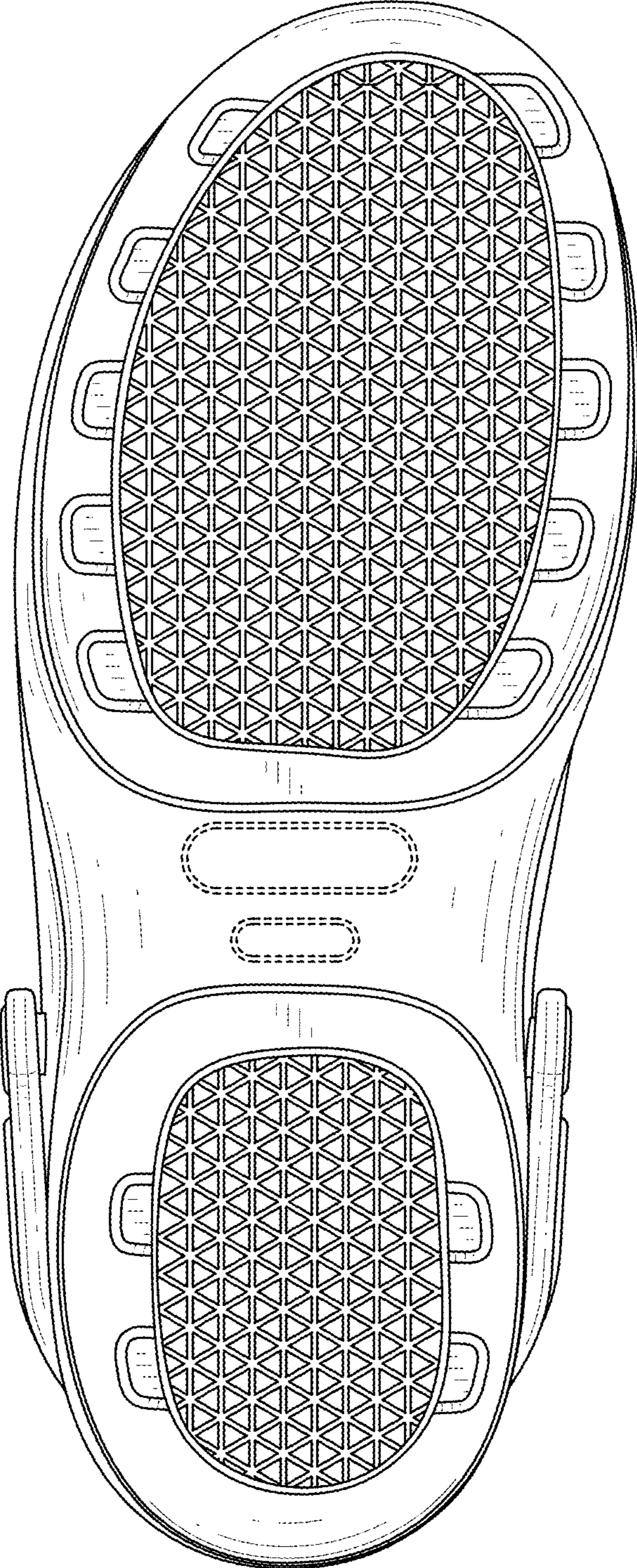


FIG.4

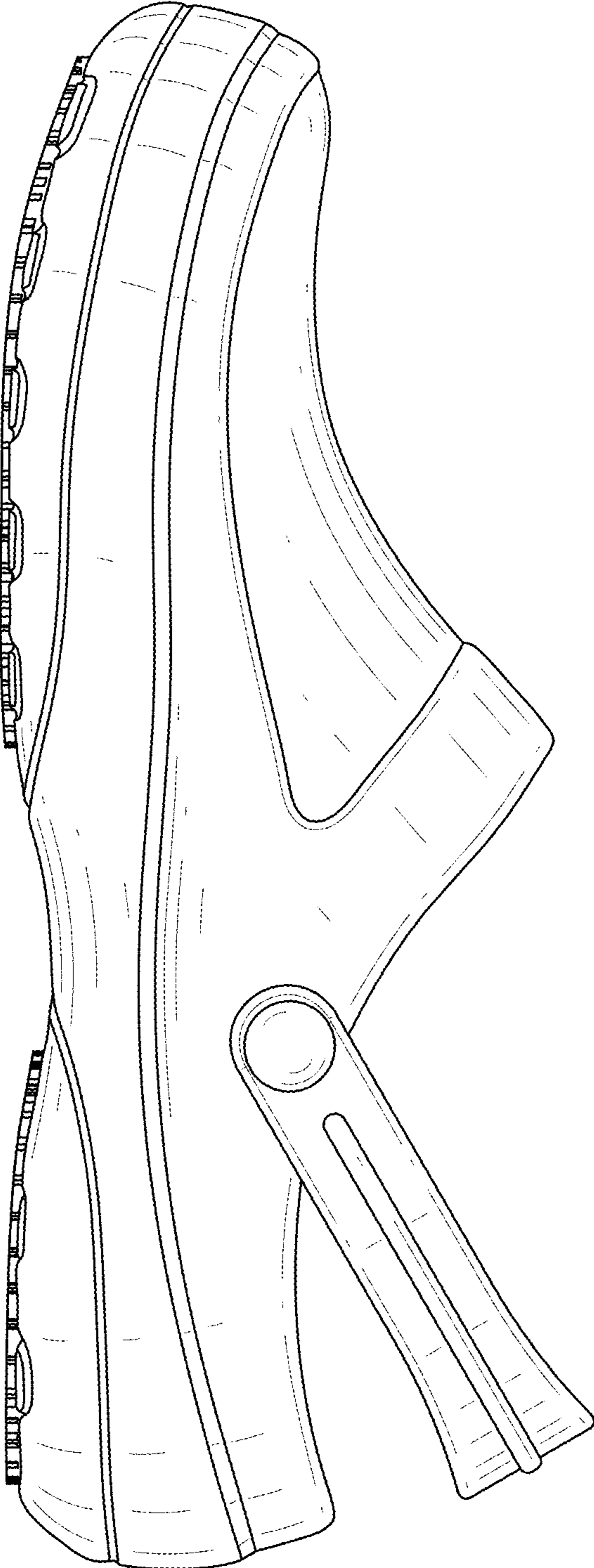


FIG. 5

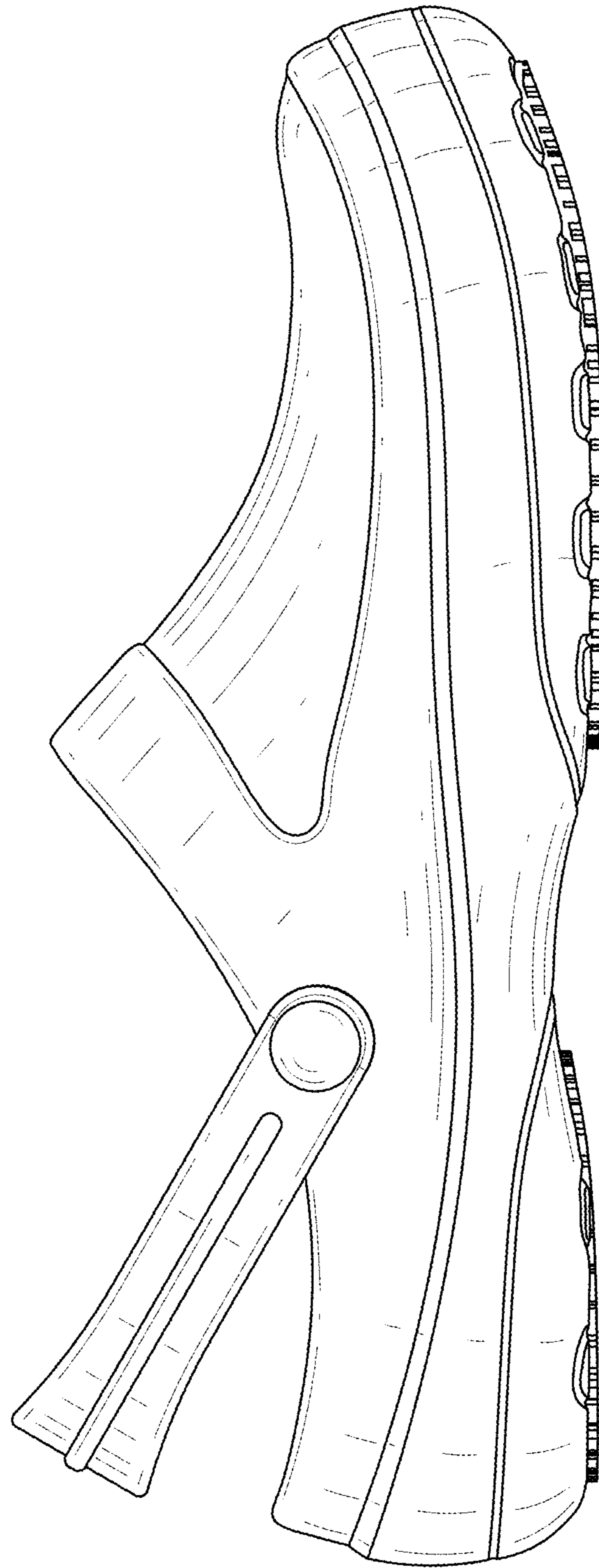


FIG.6

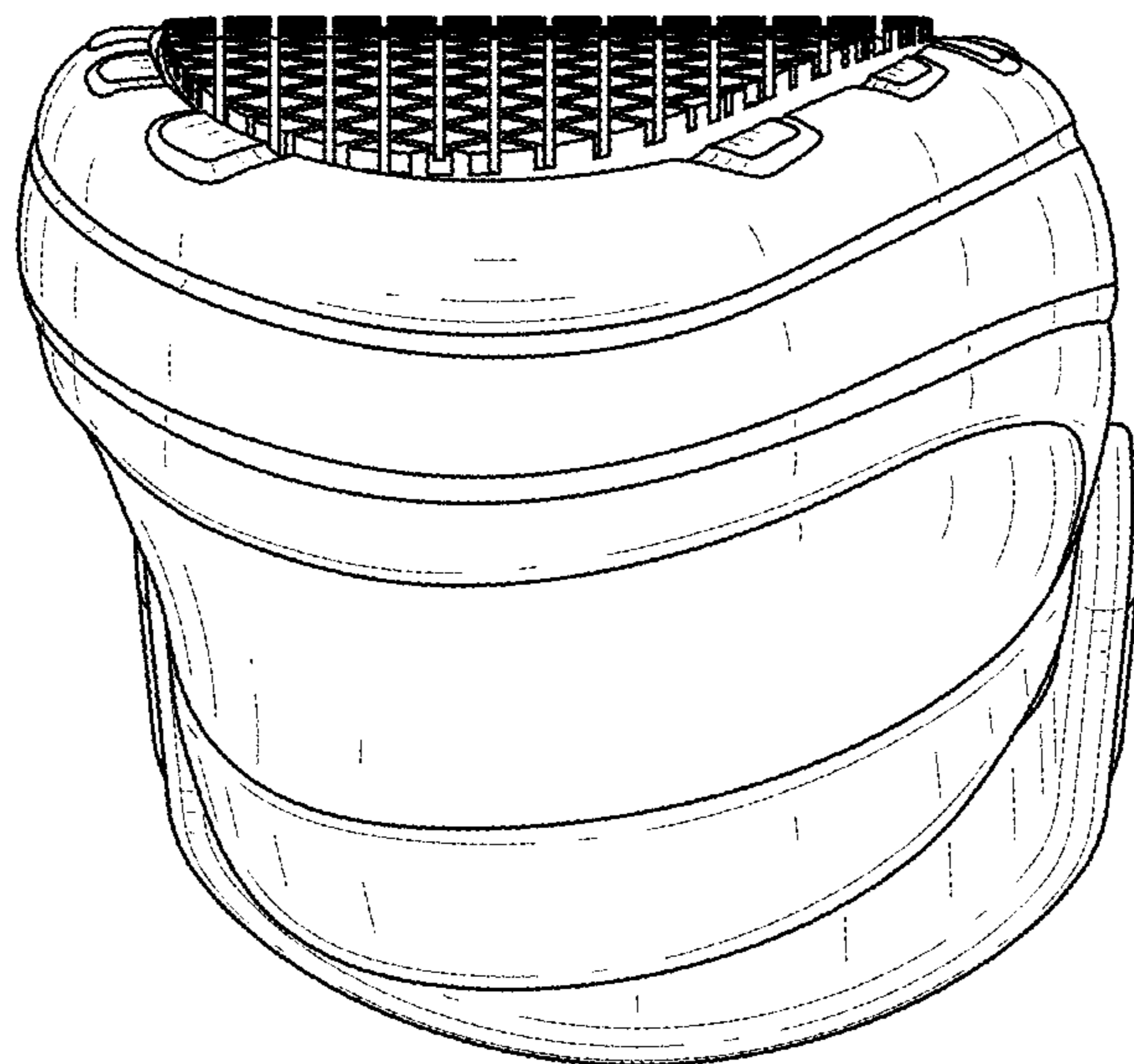


FIG.7

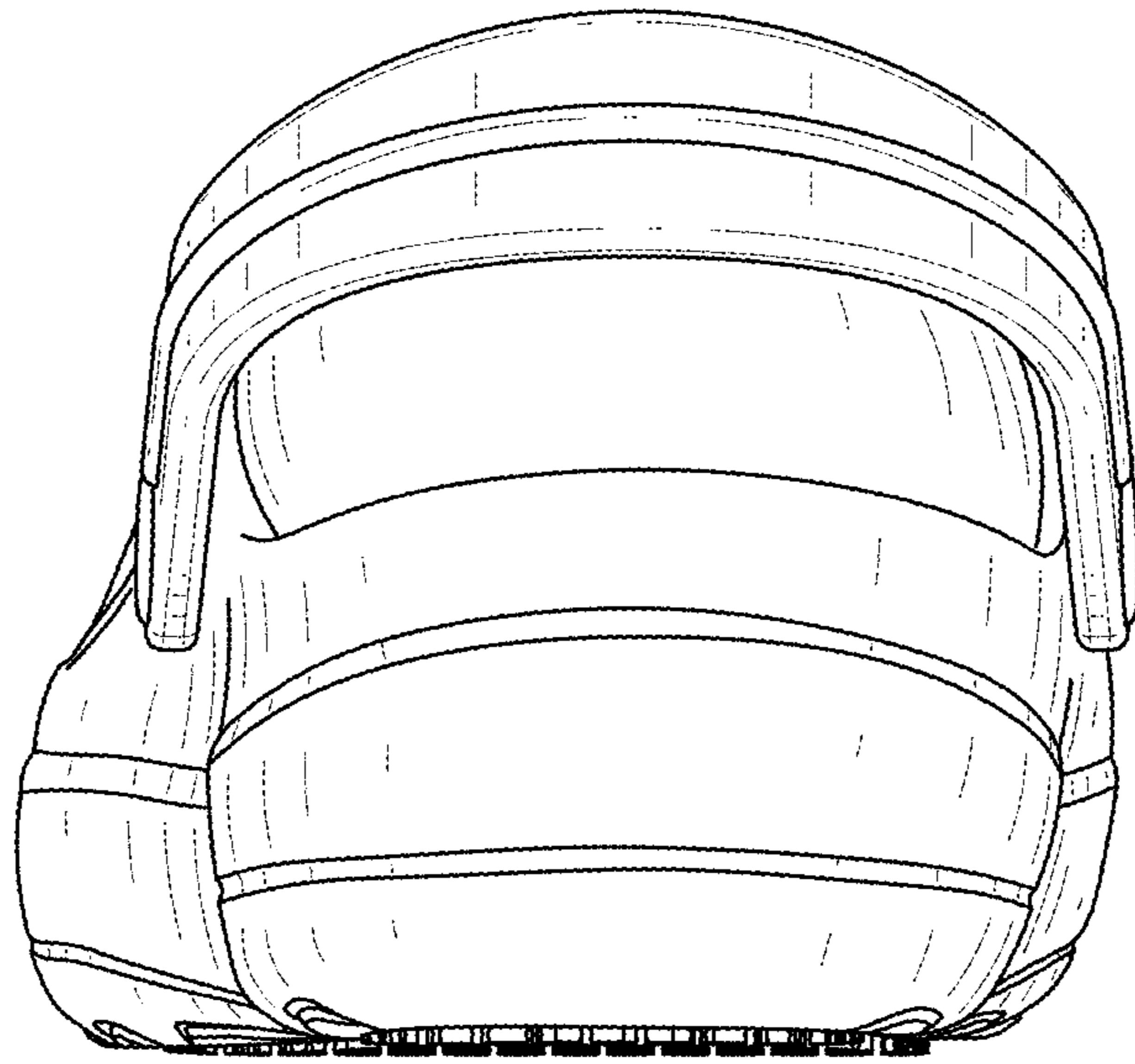


FIG.8