



US00D956394S

(12) **United States Design Patent** (10) **Patent No.:** **US D956,394 S**  
**Storch** (45) **Date of Patent:** **\*\* Jul. 5, 2022**

(54) **SLIPPER**  
(71) Applicant: **BIRKENSTOCK IP GMBH**, Linz am Rhein (DE)  
(72) Inventor: **Barbara Storch**, Cologne (DE)  
(73) Assignee: **BIRKENSTOCK IP GMBH**, Linz am Rhein (DE)  
(\*\*) Term: **15 Years**  
(21) Appl. No.: **29/806,212**  
(22) Filed: **Sep. 1, 2021**

**Related U.S. Application Data**

(62) Division of application No. 35/509,184, filed on Apr. 6, 2020 (U.S. filing date under 35 U.S.C. 384), and having an international filing date of Apr. 6, 2020, now Pat. No. Des. 942,128.

**Foreign Application Priority Data**

Oct. 11, 2019 (EM) ..... 007009303  
(51) **LOC (13) Cl.** ..... **02-04**  
(52) **U.S. Cl.**  
USPC ..... **D2/919**; D2/969  
(58) **Field of Classification Search**  
USPC ..... D2/909, 910, 911, 916, 919, 920, 921,  
D2/923, 925, 926, 947, 948, 950, 955,  
D2/960, 969, 970, 971  
CPC ..... A43B 3/12; A43B 23/0245; A43B 13/14;  
A43B 3/24; A43B 13/122; A43B 13/141;  
A43B 13/16; A43B 13/186; A43B 3/10;  
A43B 3/108; A43B 3/248  
See application file for complete search history.

(56) **References Cited**  
U.S. PATENT DOCUMENTS  
D276,003 S \* 10/1984 McAbery ..... D2/921  
D528,749 S \* 9/2006 Harper ..... D2/919  
D529,269 S \* 10/2006 Belley ..... D2/970  
D549,434 S \* 8/2007 Seamans ..... D2/969  
D571,547 S \* 6/2008 Yang ..... D2/969  
D587,882 S \* 3/2009 Wolf ..... D2/909  
D598,183 S \* 8/2009 Bank ..... D2/921  
D614,381 S \* 4/2010 MacIntyre ..... D2/921  
D920,652 S \* 6/2021 Frain Terras ..... D2/932  
D921,338 S \* 6/2021 Wang ..... D2/920  
D927,149 S \* 8/2021 Eckhaus ..... D2/919  
D942,128 S \* 2/2022 Storch ..... D2/919  
D943,250 S \* 2/2022 Wang ..... D2/919

\* cited by examiner

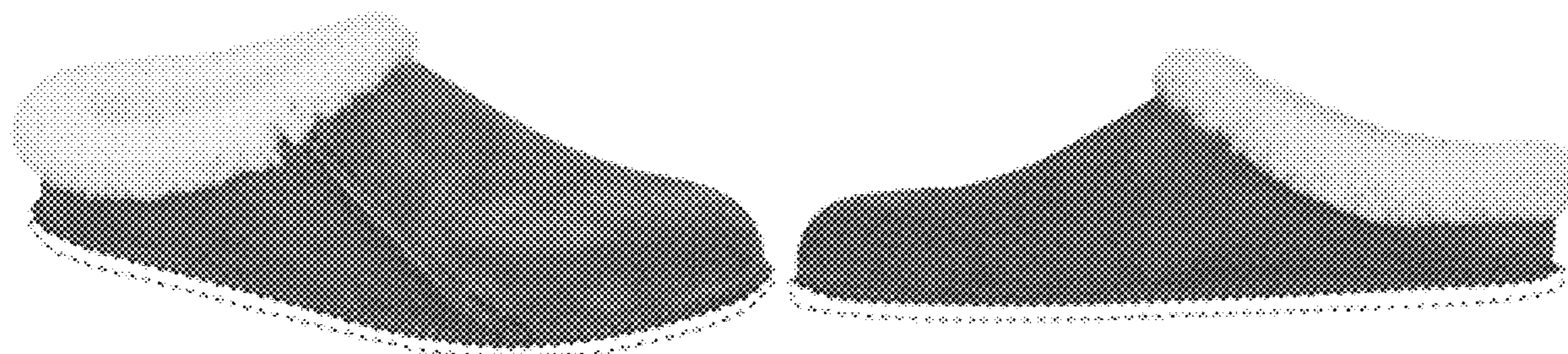
*Primary Examiner* — Mojtaba Tehrani  
(74) *Attorney, Agent, or Firm* — Fross, Zelnick, Lehrman & Zissu PC; Charles T. J. Weigell, Esq.


(57) **CLAIM**  
The ornamental design for a slipper, as shown and described.

**DESCRIPTION**

FIG. 1 is a front perspective view of the slipper showing my new design;  
FIG. 2 is a front view thereof;  
FIG. 3 is a rear view thereof;  
FIG. 4 is a right side view thereof;  
FIG. 5 is a left side view thereof;  
FIG. 6 is a top view thereof; and,  
FIG. 7 is a bottom view thereof.  
The broken lines depicting portions of the shoe sole show portions of the slipper that form no part of the claimed design.

**1 Claim, 7 Drawing Sheets**





**FIG. 1**




**FIG. 2**




**FIG. 3**



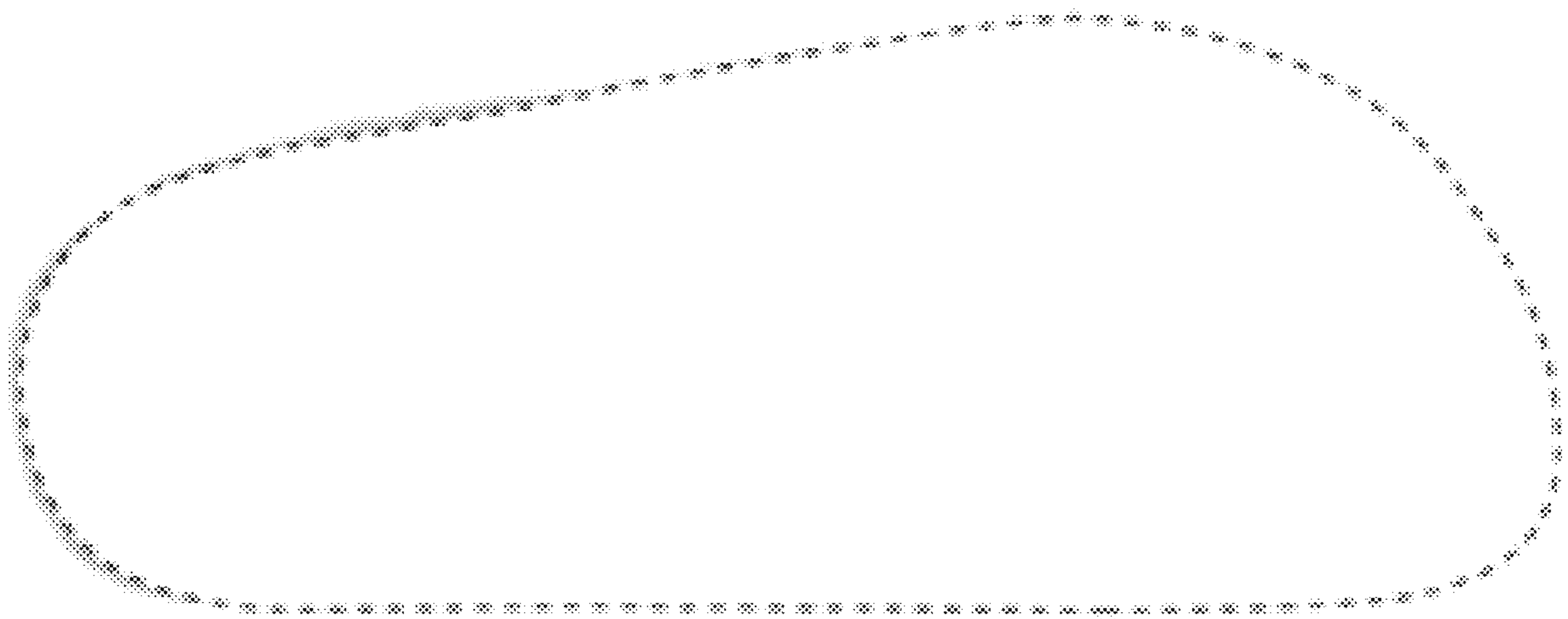
**FIG. 4**



**FIG. 5**



**FIG. 6**



**FIG. 7**