



US00D956378S

(12) **United States Design Patent**
Matilsky

(10) **Patent No.:** **US D956,378 S**
(45) **Date of Patent:** **** Jun. 28, 2022**

- (54) **CLEANING IMPLEMENT**
- (71) Applicant: **Good Soul Brands LLC**, Bernardsville, NJ (US)
- (72) Inventor: **Drew Matilsky**, Bernardsville, NJ (US)
- (73) Assignee: **Good Soul Brands LLC**, Bernardsville, NJ (US)
- (**) Term: **15 Years**
- (21) Appl. No.: **29/822,662**
- (22) Filed: **Jan. 11, 2022**

D506,299	S	*	6/2005	Chumley	D28/63
D525,403	S	*	7/2006	Olsson	D32/40
7,210,188	B1	*	5/2007	Kirby	A47L 13/16
						15/244.4
D559,486	S	*	1/2008	Kiyotomo	D32/40
D578,718	S	*	10/2008	Bettanin	D32/40
D591,018	S	*	4/2009	Bogaerts	D32/40
D685,962	S	*	7/2013	Timm	D32/40
D704,403	S	*	5/2014	Vitucci-Schneider	D32/40
D747,582	S	*	1/2016	Weller	D32/40
D804,923	S	*	12/2017	Umbrell	D32/40

(Continued)

Related U.S. Application Data

- (63) Continuation-in-part of application No. 29/679,391, filed on Feb. 5, 2019, now Pat. No. Des. 945,099.
- (51) **LOC (13) Cl.** **07-05**
- (52) **U.S. Cl.**
USPC **D32/40**
- (58) **Field of Classification Search**
USPC D32/40-43, 46-49; D6/583; D28/8.1
CPC . A47L 1/16; A47L 13/06; A47L 13/46; A47L 1/12; A47L 1/15; A47J 43/288; A61B 18/14
See application file for complete search history.

References Cited

U.S. PATENT DOCUMENTS

D343,484	S	*	1/1994	Moran	D32/40
5,351,356	A	*	10/1994	Townsend, Jr.	A47L 13/12
						15/210.1
D379,698	S	*	6/1997	Freudenberg	D32/40
D429,860	S	*	8/2000	Denney	D32/40
D430,716	S	*	9/2000	Denney	D32/40
D431,100	S	*	9/2000	Denney	D32/40
D447,297	S	*	8/2001	Denney	D32/40
6,305,047	B1	*	10/2001	Armaly, Jr.	A47L 13/16
						15/244.4
6,574,825	B1	*	6/2003	Boldy	A47L 13/38
						15/244.4

FOREIGN PATENT DOCUMENTS

CN	303475503	*	12/2015
CN	304855972	*	10/2018

OTHER PUBLICATIONS

https://www.testequity.com/product/181-908-CS-14?gclid=Cj0KCQjw17qSBhD-ARIsACvV1X2EnMR_jOcSq0jNcTf6FJWXZbaMcHXem7dEekPnN87Ss1xn7P-A9R0aAtx0EALw_wcB.*

Primary Examiner — John R Yeh

(74) *Attorney, Agent, or Firm* — Warren D. Schickli; Stites & Harbison, PLLC

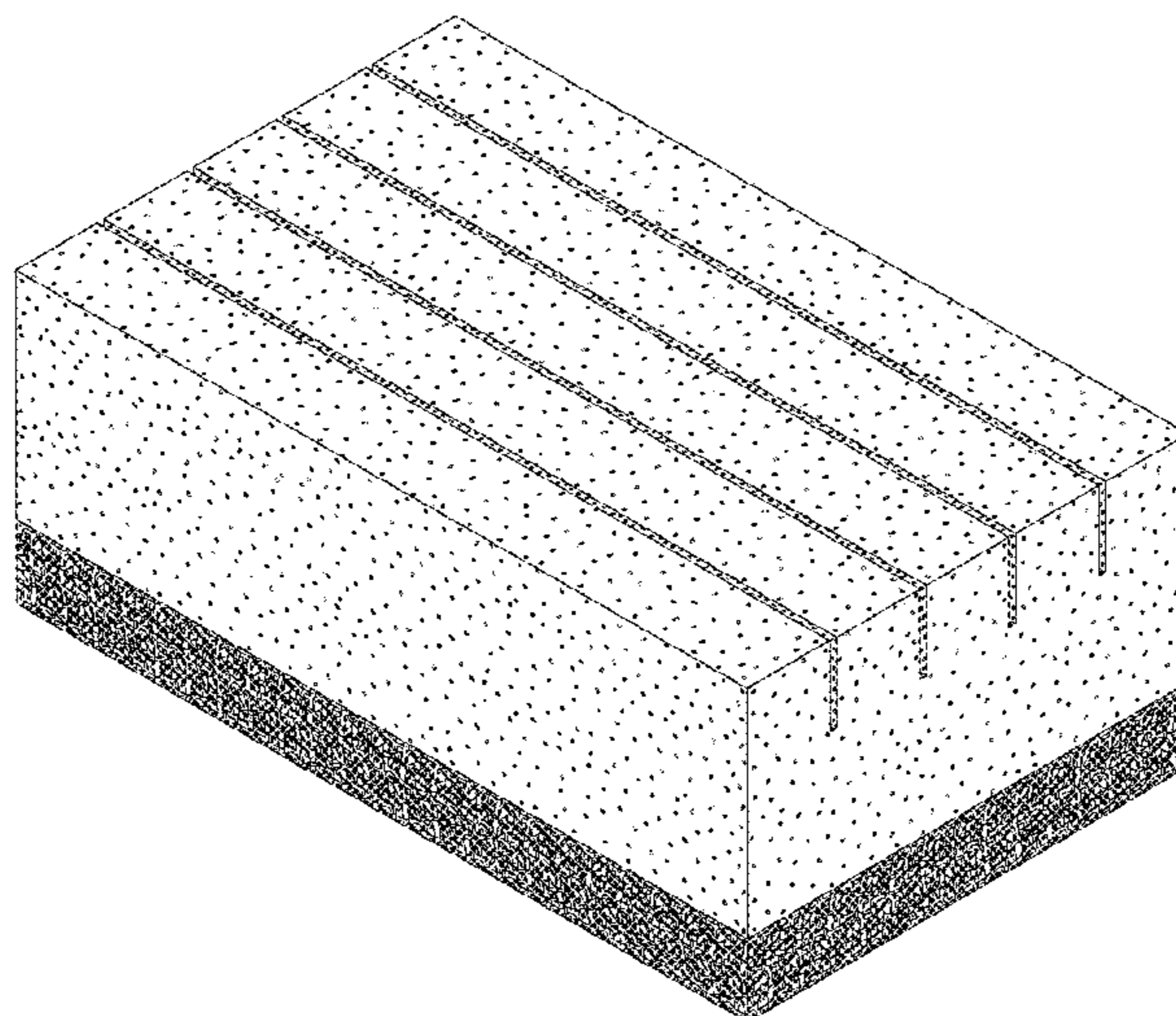
(57) **CLAIM**

The ornamental design for a cleaning implement, as shown and described.

DESCRIPTION

FIG. 1 is a perspective view of the cleaning implement. FIG. 2 is a top plan view thereof. FIG. 3 is a bottom plan view thereof. FIG. 4 is a right side elevational view of the cleaning implement, the left side elevational view being a mirror image thereof; and, FIG. 5 is a right end elevational view of the cleaning implement, the left end elevational view being a mirror image thereof.

1 Claim, 5 Drawing Sheets



(56)

References Cited

U.S. PATENT DOCUMENTS

D813,481 S	*	3/2018	Jack	D32/40
D846,217 S	*	4/2019	Gavney, Jr.	D32/40
D848,102 S	*	5/2019	Carlson	D32/40

* cited by examiner

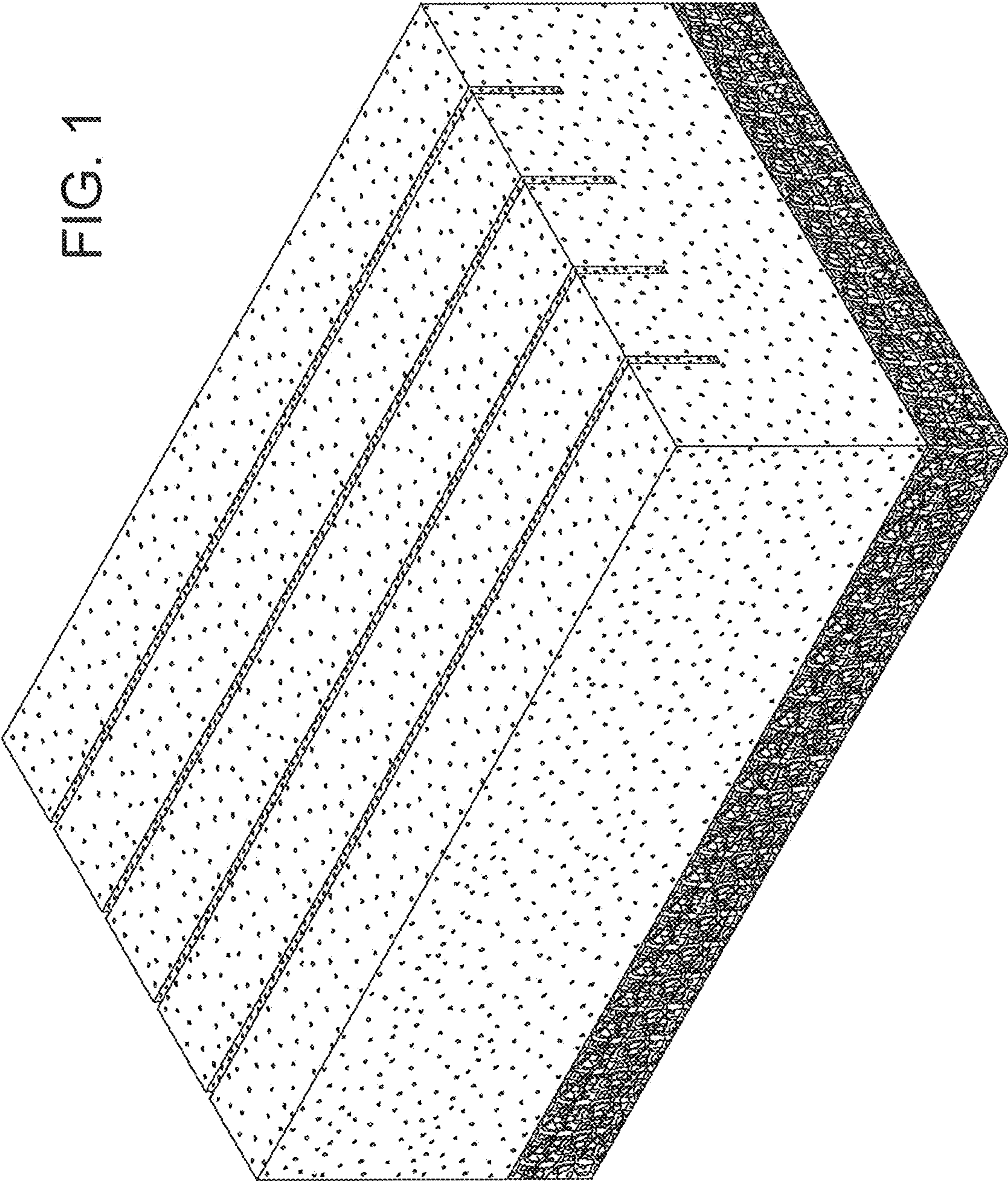


FIG. 1

FIG. 2




FIG. 3




FIG. 4




FIG. 5

