



US00D956358S

(12) **United States Design Patent**  
**Squiers et al.**

(10) **Patent No.:** **US D956,358 S**  
(45) **Date of Patent:** **\*\* Jun. 28, 2022**

(54) **HARD HAT**

(71) Applicant: **Milwaukee Electric Tool Corporation**,  
Brookfield, WI (US)

(72) Inventors: **Grant T. Squiers**, Cudahy, WI (US);  
**Steven W. Hyma**, Milwaukee, WI (US)

(73) Assignee: **Milwaukee Electric Tool Corporation**,  
Brookfield, WI (US)

(\*\*) Term: **15 Years**

(21) Appl. No.: **29/693,283**

(22) Filed: **May 31, 2019**

(51) **LOC (13) Cl.** ..... **02-03**

(52) **U.S. Cl.**

USPC ..... **D29/102**

(58) **Field of Classification Search**

USPC ..... D2/600, 602, 609, 865, 866, 867, 868,  
D2/869, 870, 871, 872, 873, 874, 875,  
D2/877, 878, 879, 881, 882, 886, 887,  
D2/891, 892, 893, 895; D15/144, 144.1,  
D15/144.2; D21/698, 780, 788;  
D24/188, 190, 191; D29/100, 101.3,  
D29/101.5, 102, 103, 104, 105, 106, 107,  
D29/108, 109, 110, 113, 115, 120.1, 122;  
D6/601

(Continued)

(56) **References Cited**

**U.S. PATENT DOCUMENTS**

3,671,974 A 6/1972 Sims  
3,839,738 A 10/1974 Coslett

(Continued)

**FOREIGN PATENT DOCUMENTS**

DE 20313620 10/2003

**OTHER PUBLICATIONS**

MTN Shop, "Lift Safety Hard Hat—Full Brim & Vented", first  
accessed Feb. 5, 2021. (<https://shopmtn.com/products/dax-full-brim-hard-hats>) (Year: 2021).\*

(Continued)

*Primary Examiner* — Lauren D McVey

*Assistant Examiner* — Justin A Johnson

(74) *Attorney, Agent, or Firm* — Reinhart Boerner Van  
Deuren s.c.

(57) **CLAIM**

We claim the ornamental design for a hard hat, as shown and  
described.

**DESCRIPTION**

FIG. 1 is a top perspective view of a hard hat according to  
an embodiment of the invention.

FIG. 2 is a bottom perspective view of the hard hat of FIG.  
1.

FIG. 3 is a front side view of the hard hat of FIG. 1.

FIG. 4 is a back side view of the hard hat of FIG. 1.

FIG. 5 is a left side view of the hard hat of FIG. 1.

FIG. 6 is a right side view of the hard hat of FIG. 1.

FIG. 7 is a top side view of the hard hat of FIG. 1.

FIG. 8 is a bottom side view of the hard hat of FIG. 1.

FIG. 9 is a top perspective view of a hard hat according to  
an embodiment of the invention.

FIG. 10 is a bottom perspective view of the hard hat of FIG.  
9.

FIG. 11 is a back side view of the hard hat of FIG. 9.

FIG. 12 is a front side view of the hard hat of FIG. 9.

FIG. 13 is a right side view of the hard hat of FIG. 9.

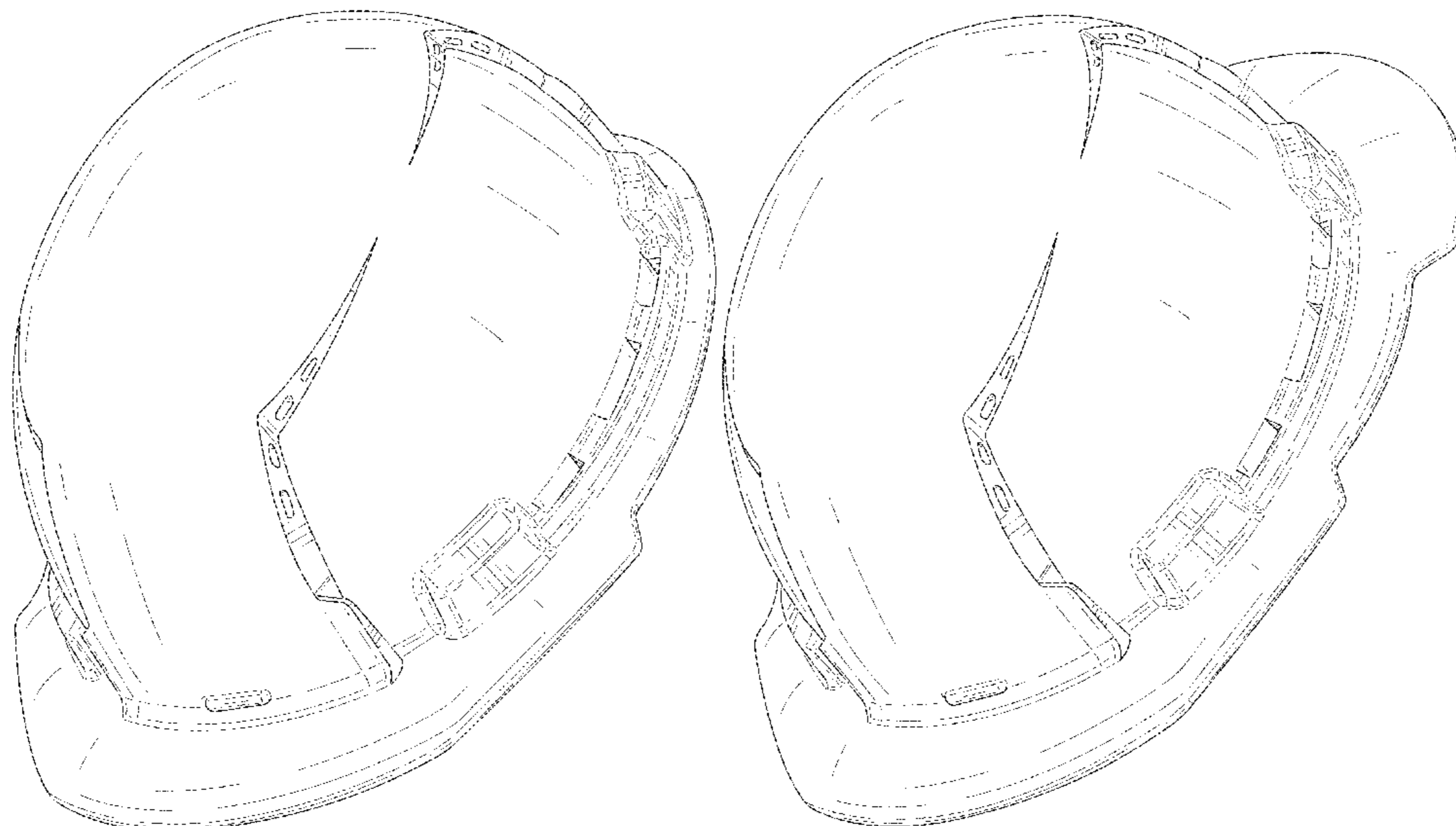
FIG. 14 is a left side view of the hard hat of FIG. 9.

FIG. 15 is a top side view of the hard hat of FIG. 9; and,

FIG. 16 is a bottom side view of the hard hat of FIG. 9.

The broken lines illustrate portions of the hard hat and form  
no part of the claimed design.

**1 Claim, 16 Drawing Sheets**



(58) **Field of Classification Search**

CPC ..... A41D 13/00; A41D 13/0512; A41D 13/0015; A41D 13/015; A41D 13/046; A41D 13/0518; A41D 13/055; A41D 13/0556; A41D 13/0568; A41D 13/08; A41D 13/081; A41D 13/084; A41D 13/088; A41D 2600/202; A41D 27/12; A41D 27/136; A42B 1/24; A42B 1/247; A42B 1/08; A42B 1/10; A42B 3/00; A42B 3/04; A42B 3/0473; A42B 3/06; A42B 3/062; A42B 3/063; A42B 3/064; A42B 3/065; A42B 3/066; A42B 3/10; A42B 3/105; A42B 3/12; A42B 3/121; A42B 3/122; A42B 3/124; A42B 3/125; A42B 3/127; A42B 3/128; A42B 3/16; A42B 3/18; A42B 3/185; A42B 3/22; A42B 3/221; A42B 3/225; A47G 9/1081; A61B 2018/00619; A61F 9/06; A61F 9/065; A61H 1/0296; A61H 2201/1609; A61H 2205/04; A63B 2071/0063; A63B 21/4003; A63B 23/025; A63B 71/1291; Y10S 2/91

See application file for complete search history.

(56) **References Cited**

U.S. PATENT DOCUMENTS

4,555,815 A 12/1985 Walther  
 5,272,770 A 12/1993 Allen et al.  
 6,978,477 B2 12/2005 Foote  
 6,983,488 B2 1/2006 Foote et al.  
 7,246,385 B2 7/2007 Dennis et al.

D648,899 S \* 11/2011 Westerdal ..... D29/102  
 D667,590 S \* 9/2012 Williams ..... D29/102  
 D670,034 S \* 10/2012 Kolodziej ..... D29/102  
 D705,492 S \* 5/2014 Zhu ..... D29/102  
 8,918,918 B2 12/2014 Jackson  
 D743,629 S \* 11/2015 Peng ..... D29/102  
 D748,866 S \* 2/2016 Tutor ..... D29/102  
 D756,038 S \* 5/2016 Yang ..... D29/102  
 D779,127 S \* 2/2017 Sanchez ..... D29/104  
 9,756,893 B2 9/2017 Muller  
 10,219,577 B1 3/2019 Muller  
 D897,045 S \* 9/2020 Malloy ..... D29/102  
 D897,047 S \* 9/2020 Malloy ..... D29/102  
 D899,696 S \* 10/2020 Corcoran ..... D29/102  
 D900,400 S \* 10/2020 Haldeman ..... D29/102  
 D903,945 S \* 12/2020 Padgett ..... D29/102  
 2014/0310857 A1 10/2014 Lastik et al.  
 2018/0310657 A1 11/2018 Axelsson

OTHER PUBLICATIONS

Amazon, "Vented Hard Hat Cap Style", first available Aug. 9, 2019. ([https://www.amazon.com/Ratchet-Suspension-Ergodyne-Skullerz-8972/dp/B07W99NTBL/ref=sr\\_1\\_27?dchild=1&keywords=MILWAUKEE%27S+hard+hat&qid=1612203574&sr=8-27](https://www.amazon.com/Ratchet-Suspension-Ergodyne-Skullerz-8972/dp/B07W99NTBL/ref=sr_1_27?dchild=1&keywords=MILWAUKEE%27S+hard+hat&qid=1612203574&sr=8-27)) (Year: 2019).\*

Amazon, "Klein Tools 60407 Hard Hat", first available Jun. 25, 2019. ([https://www.amazon.com/Klein-Tools-Hard-Vented-Headlamp/dp/B07TMHXCM1/ref=sr\\_1\\_13?dchild=1&keywords=MILWAUKEE%27S+hard+hat&qid=1612203574&sr=8-13](https://www.amazon.com/Klein-Tools-Hard-Vented-Headlamp/dp/B07TMHXCM1/ref=sr_1_13?dchild=1&keywords=MILWAUKEE%27S+hard+hat&qid=1612203574&sr=8-13)) (Year: 2019).\*

Instagram, "milwaukeetool Stay Safe. Stay Productive.", first available Jun. 6, 2019. (<https://www.instagram.com/p/ByYMfoYBt4l/>) (Year: 2019).\*

\* cited by examiner

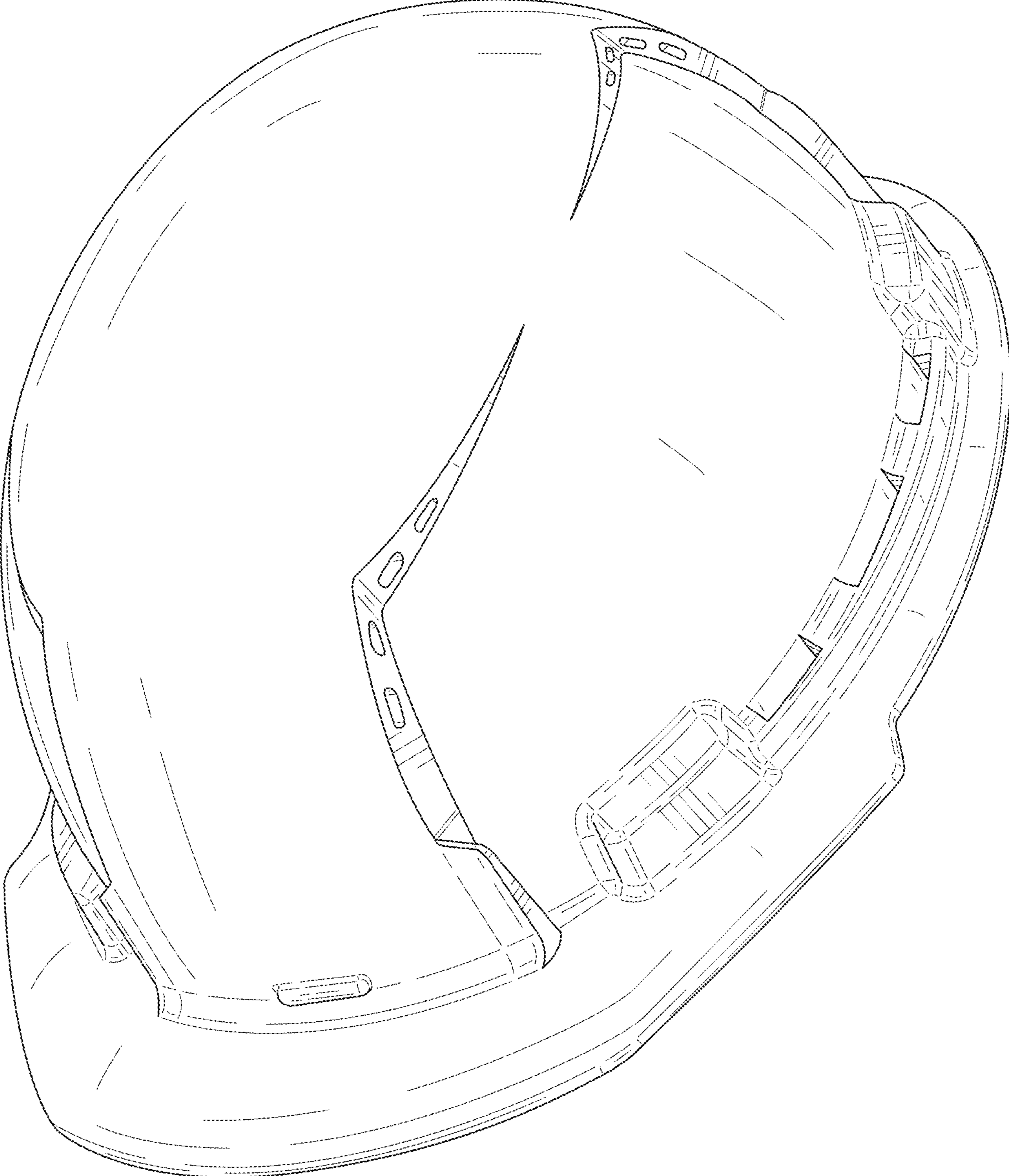


FIG. 1



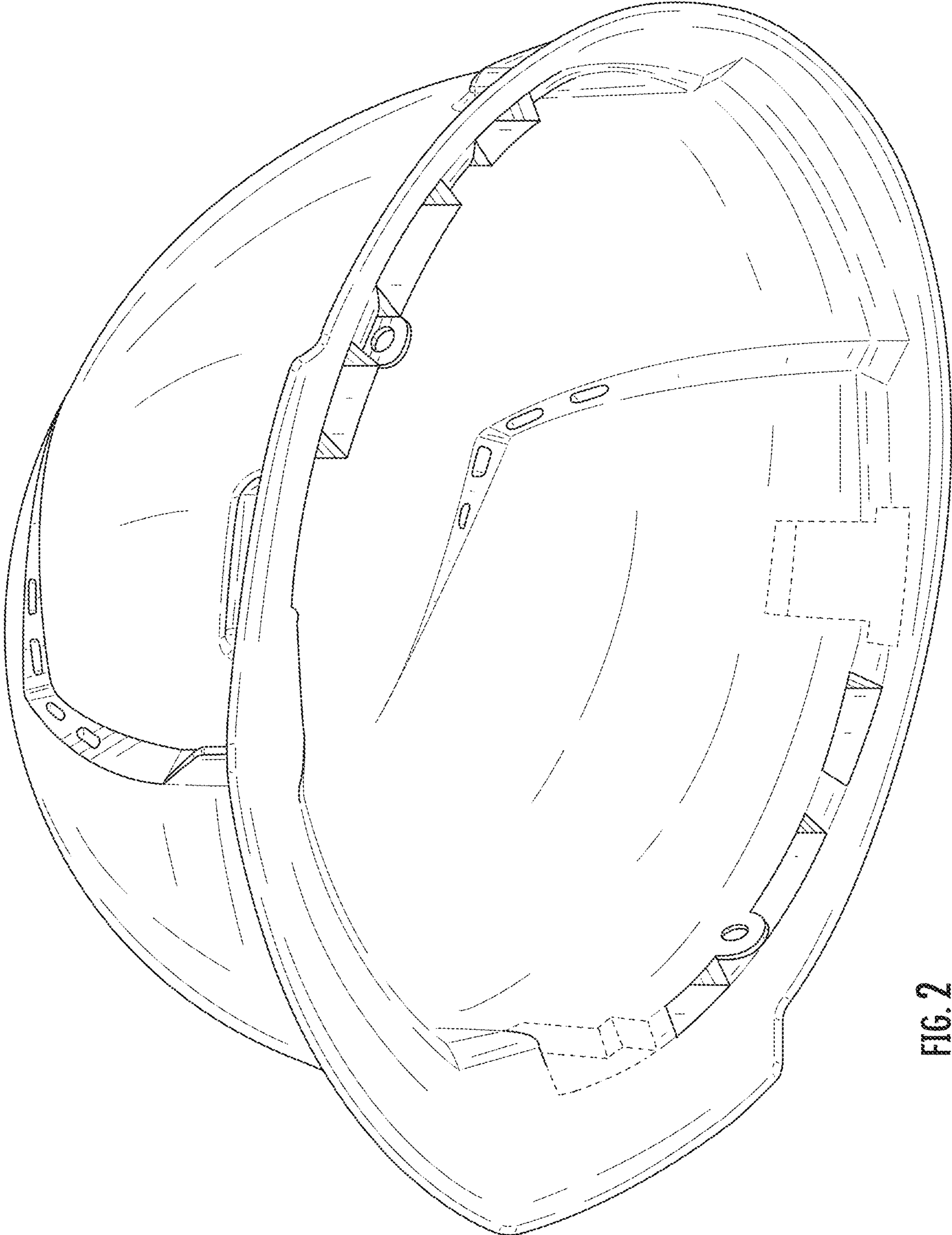


FIG. 2

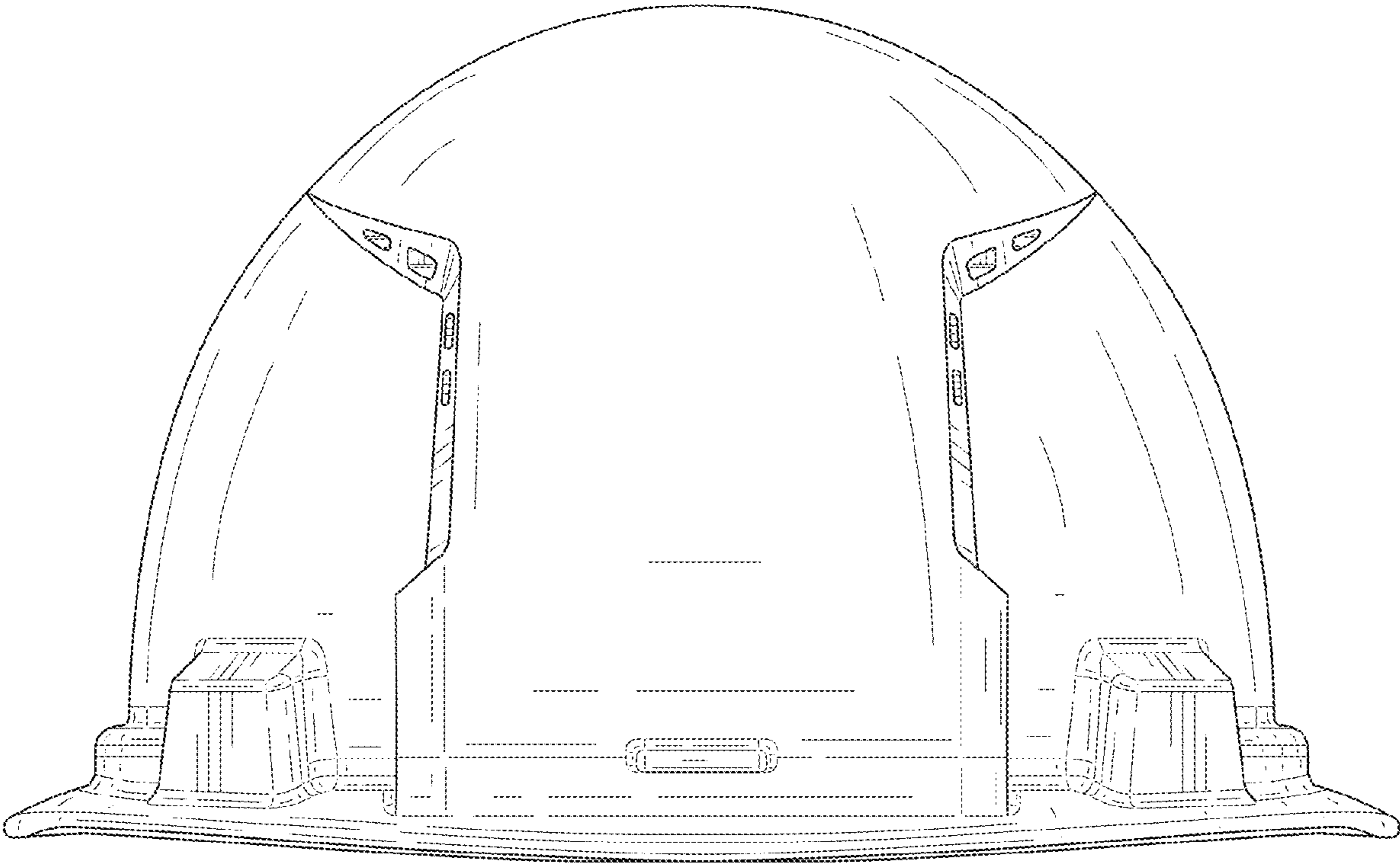


FIG. 3

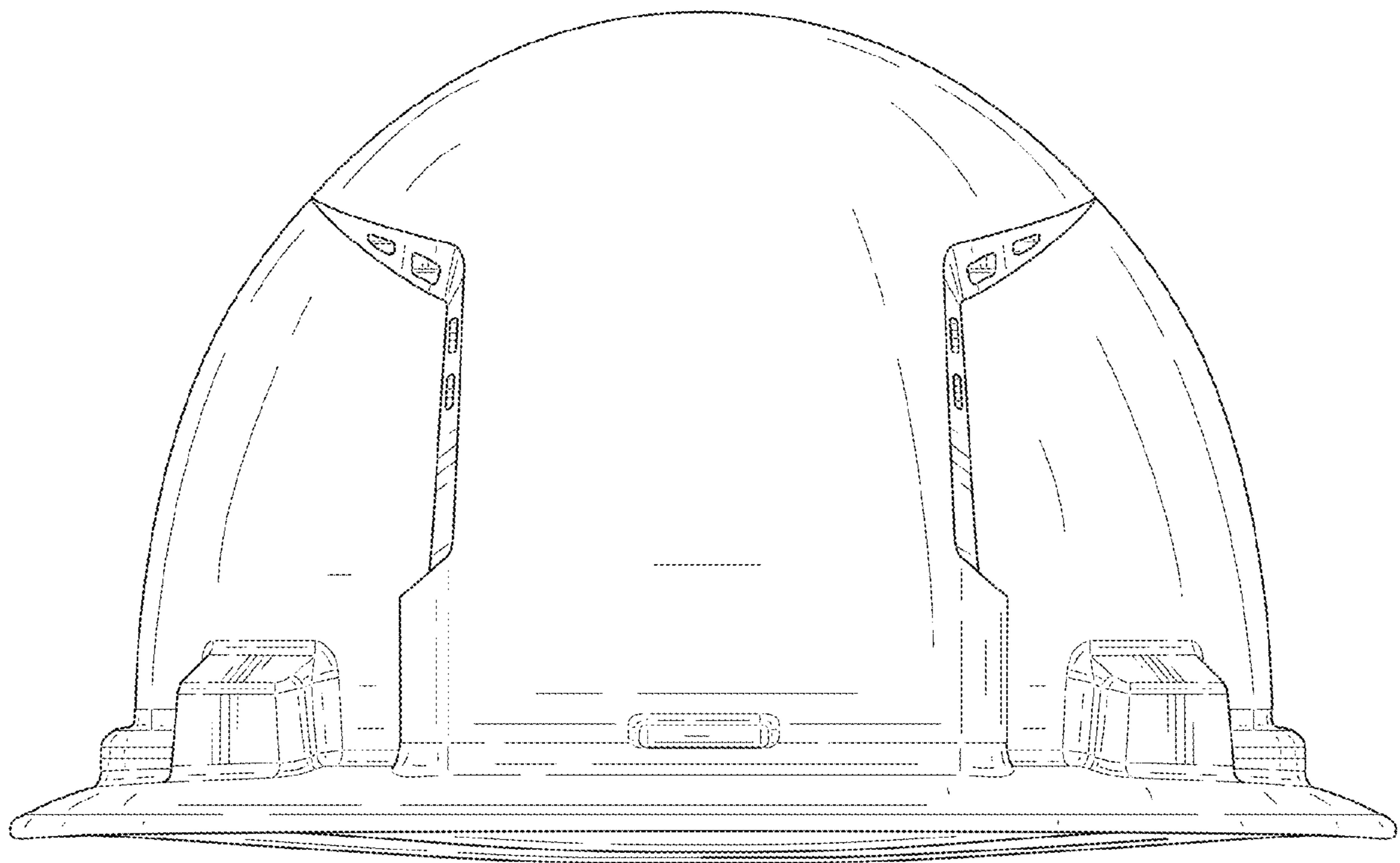


FIG. 4

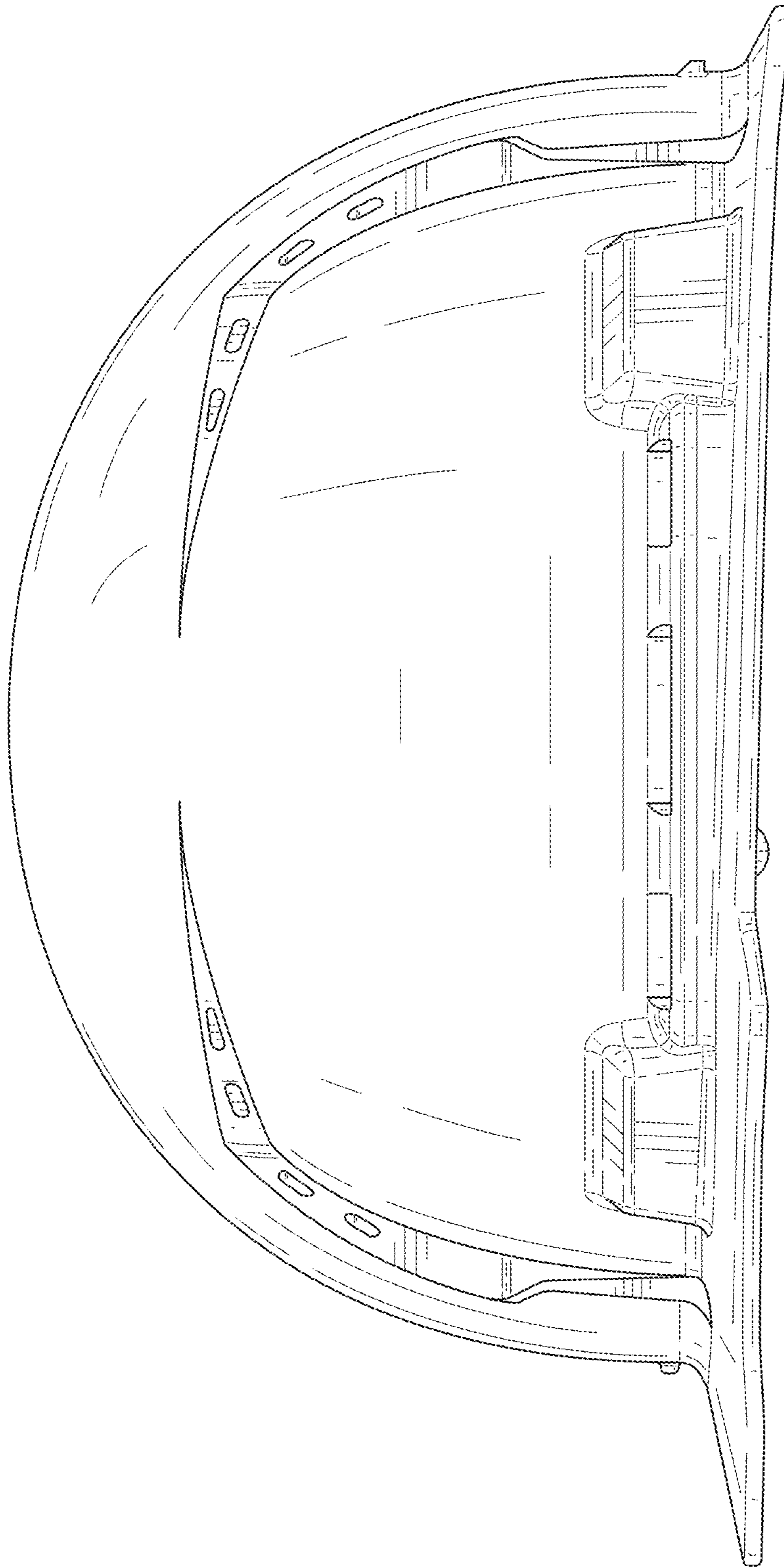


FIG. 5

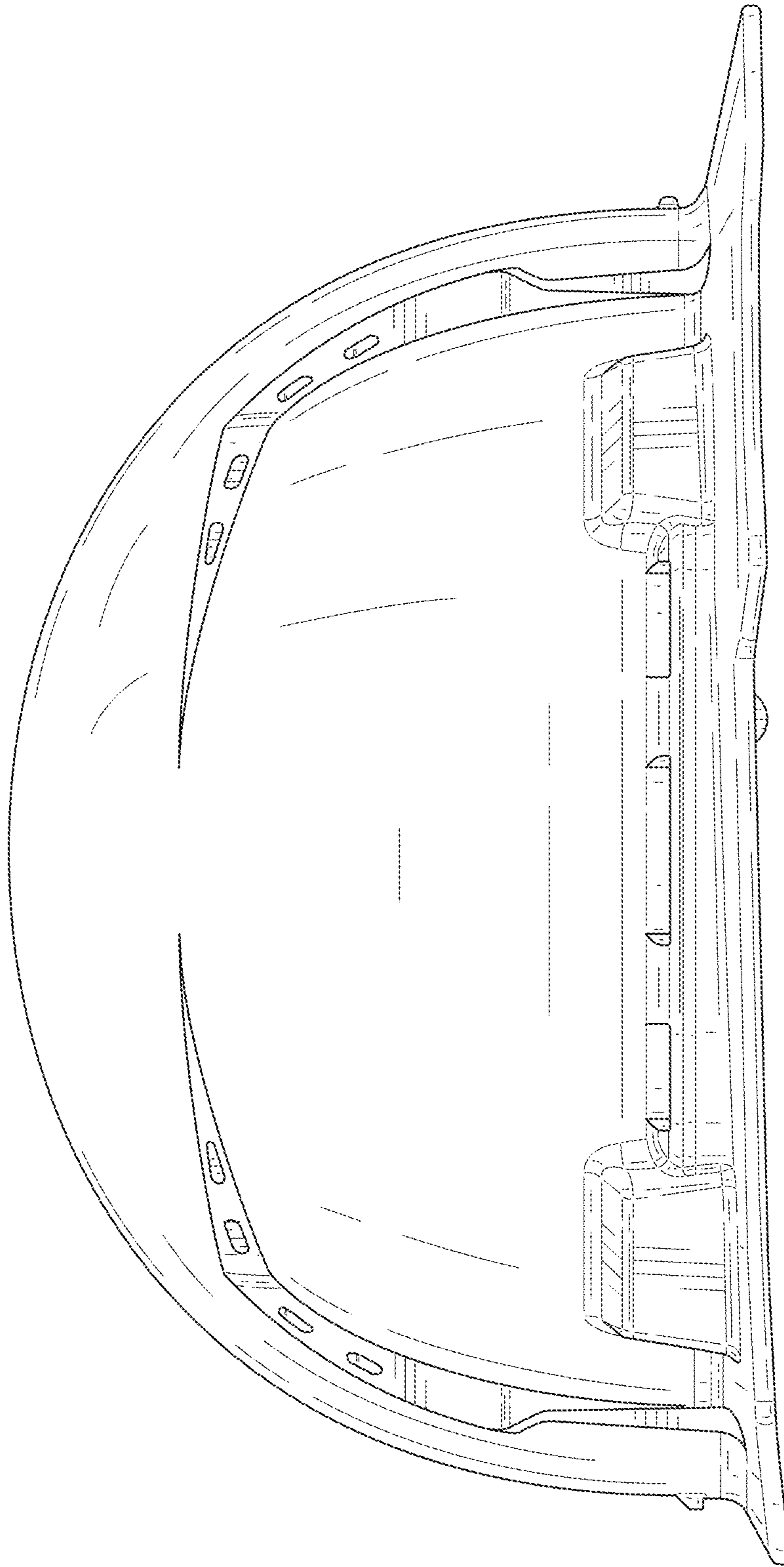


FIG. 6



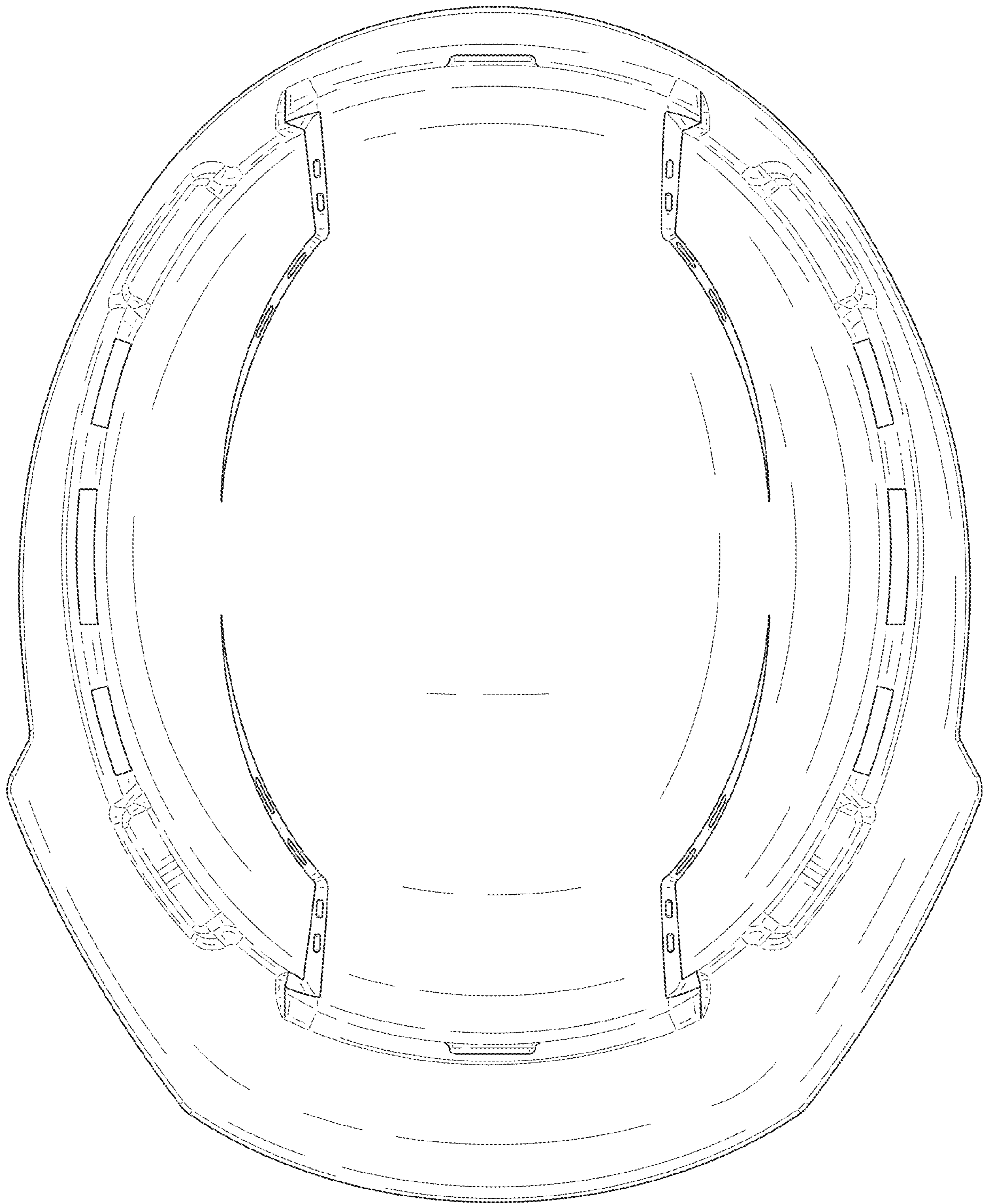


FIG. 7

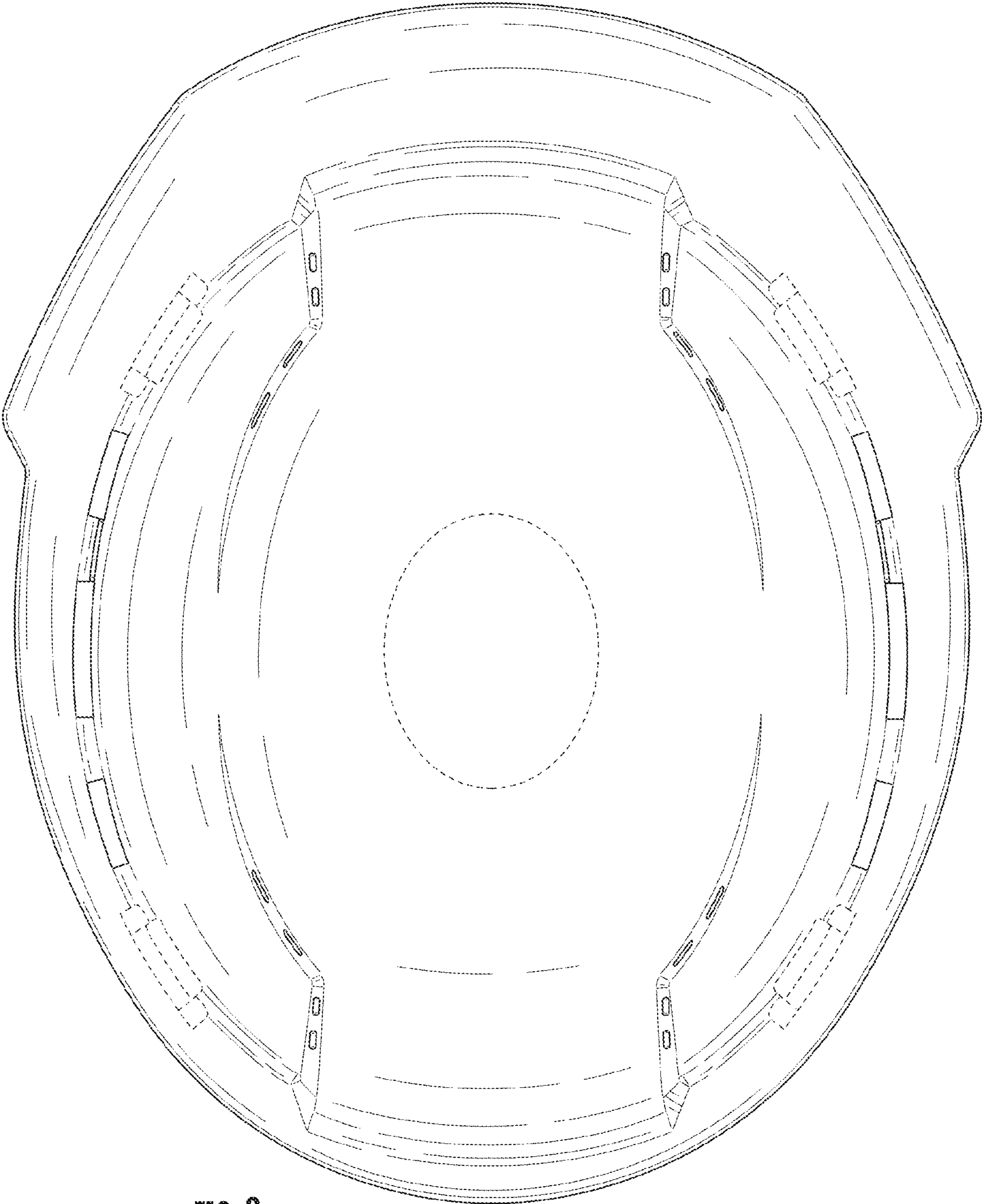


FIG. 8

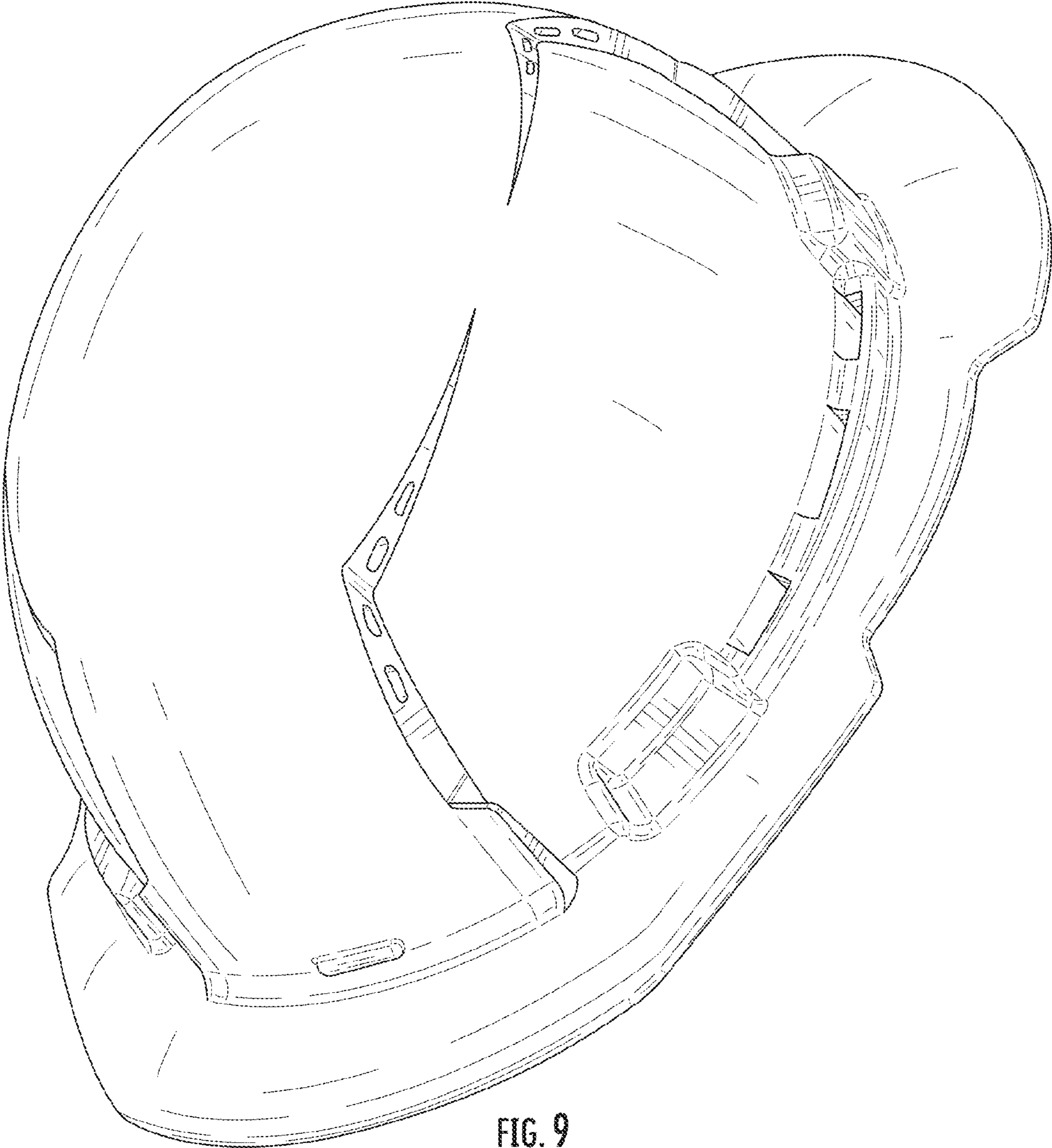


FIG. 9

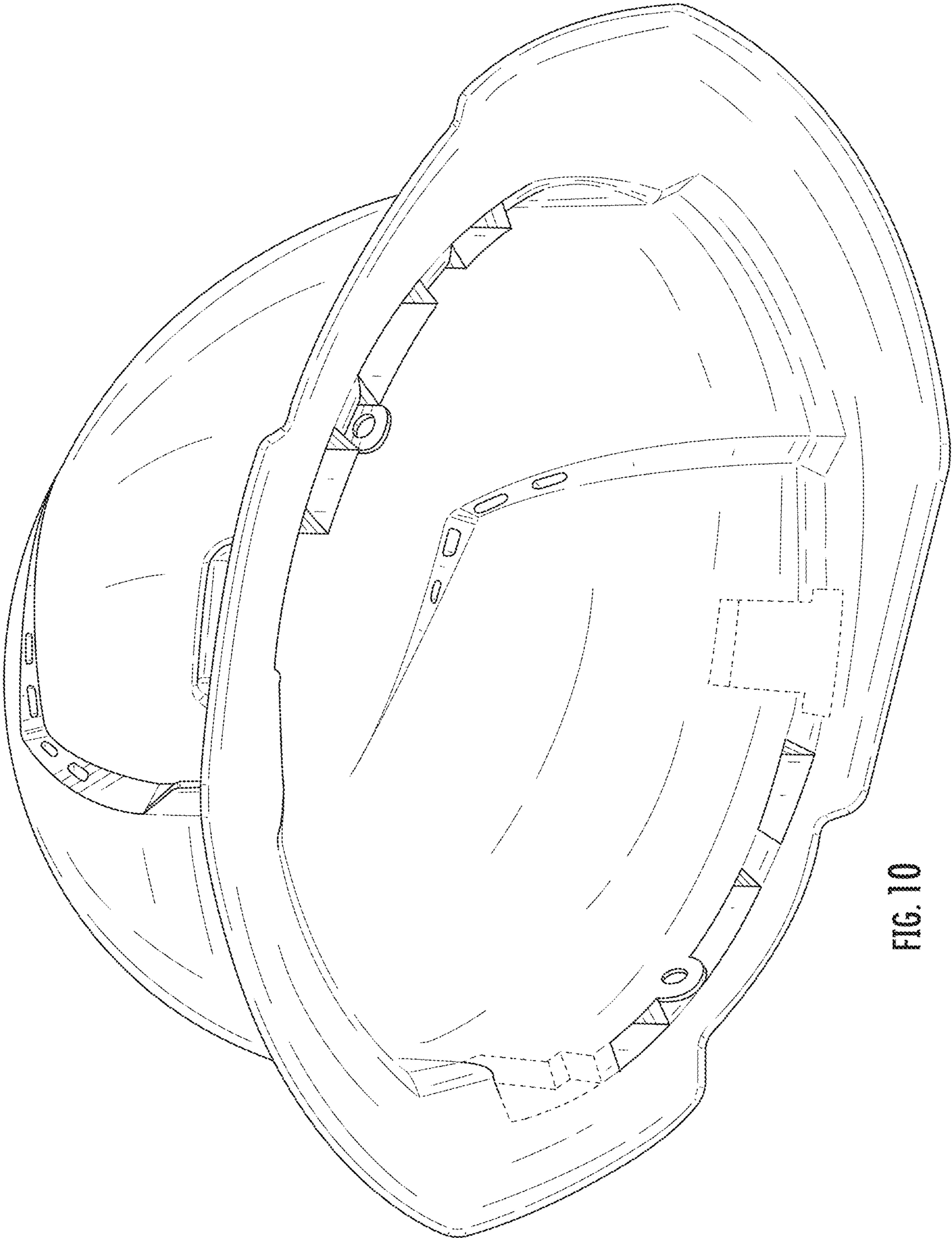


FIG. 10



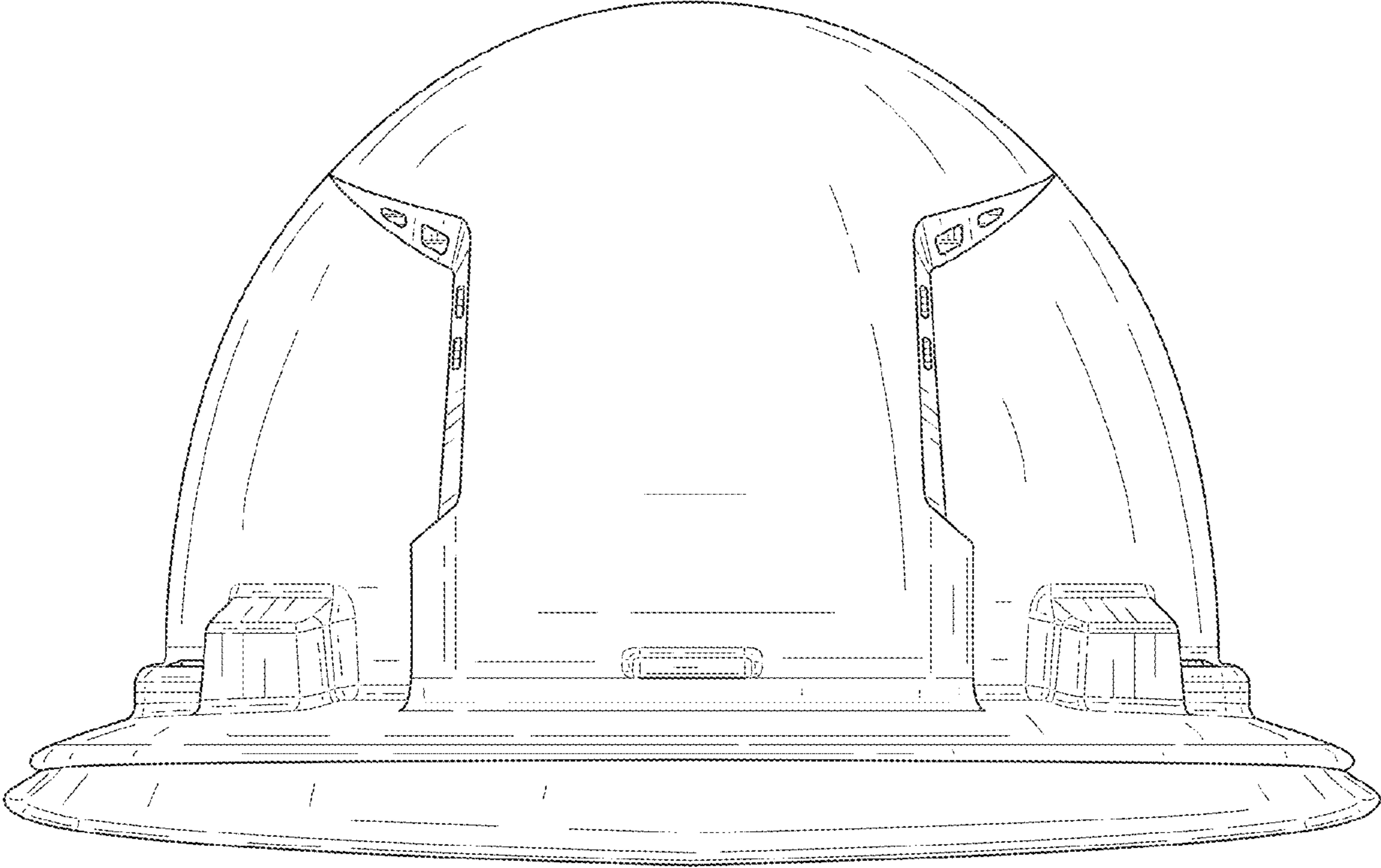


FIG. 11




FIG. 12

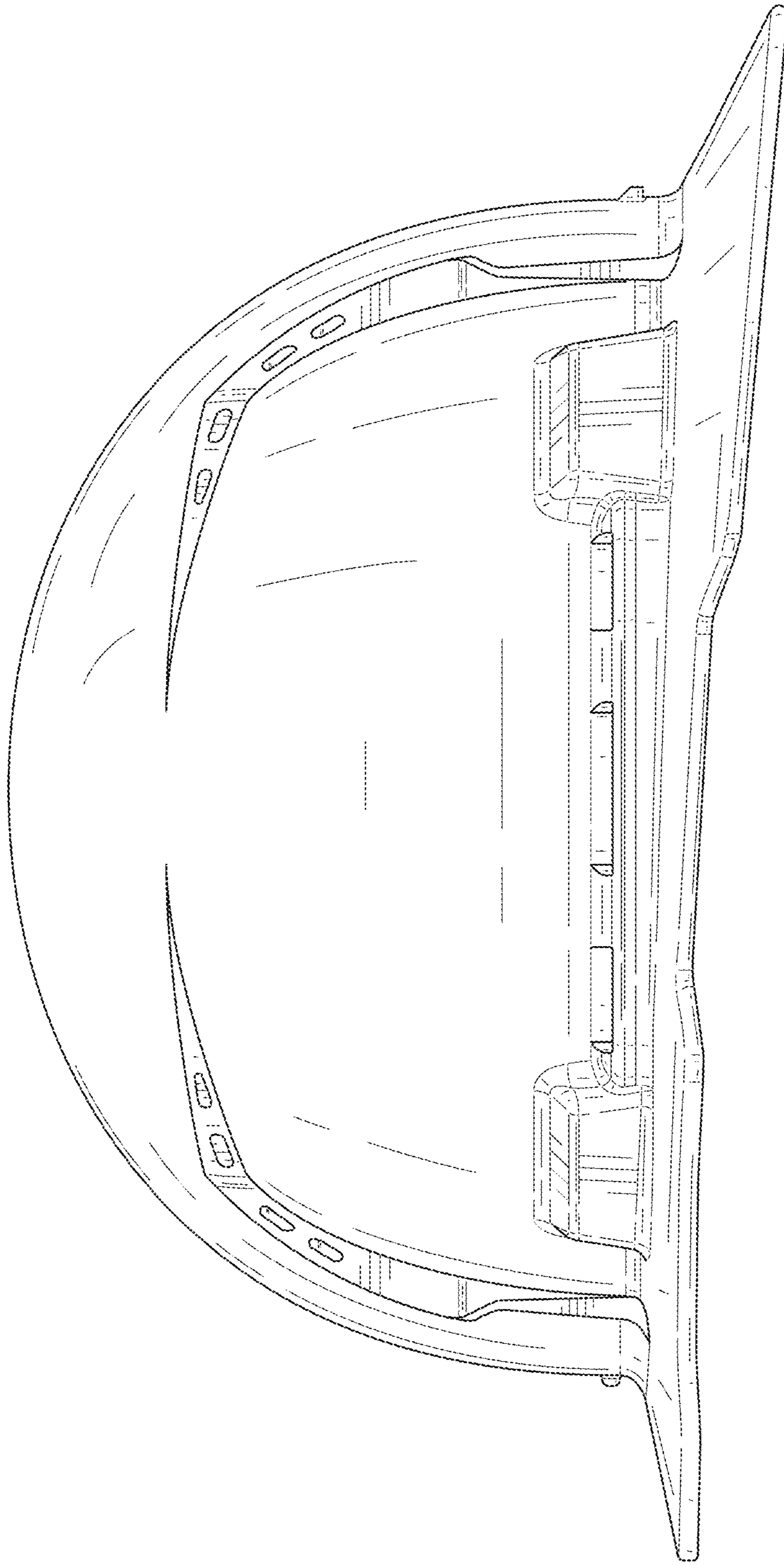


FIG. 13

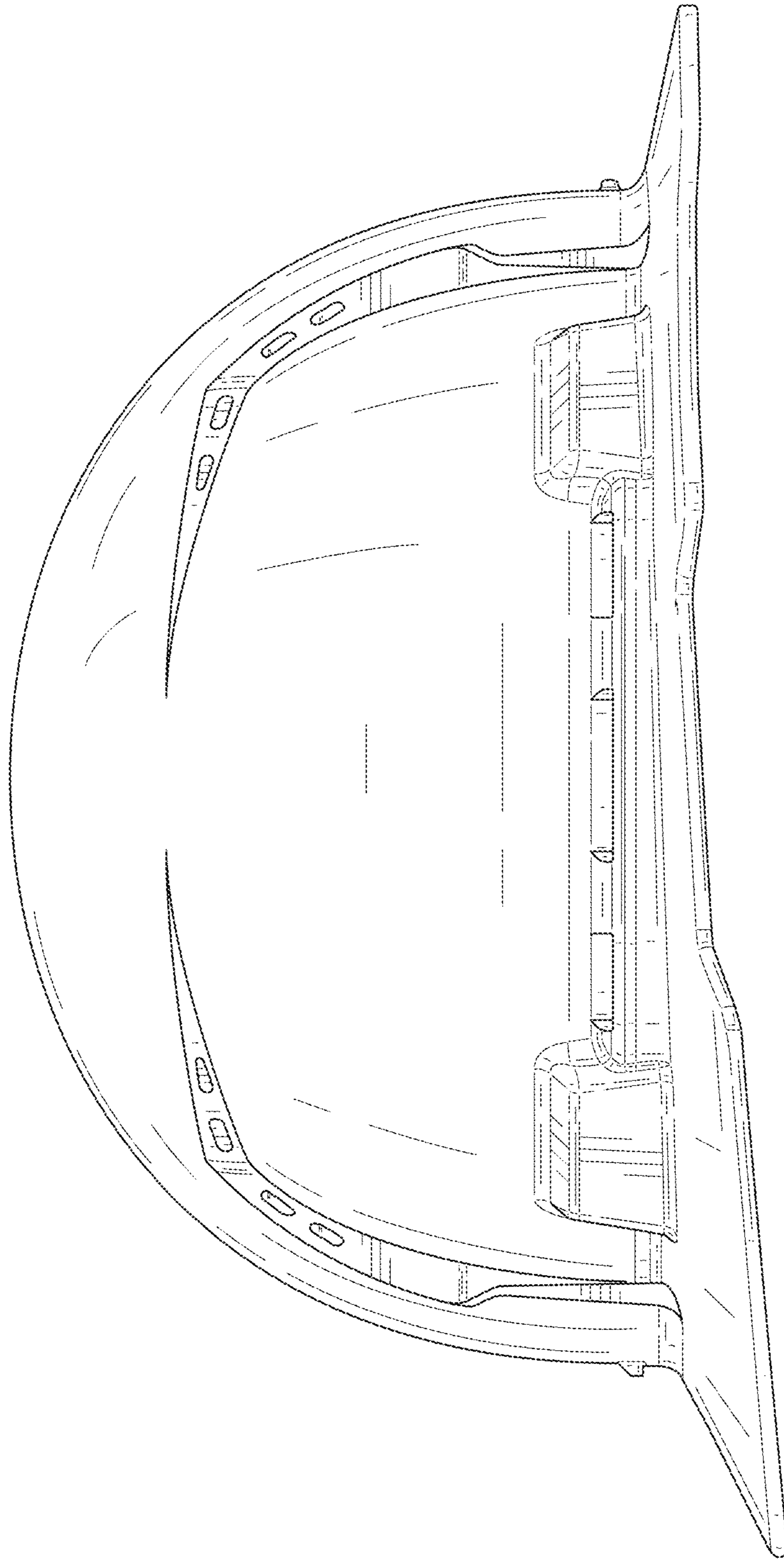


FIG. 14



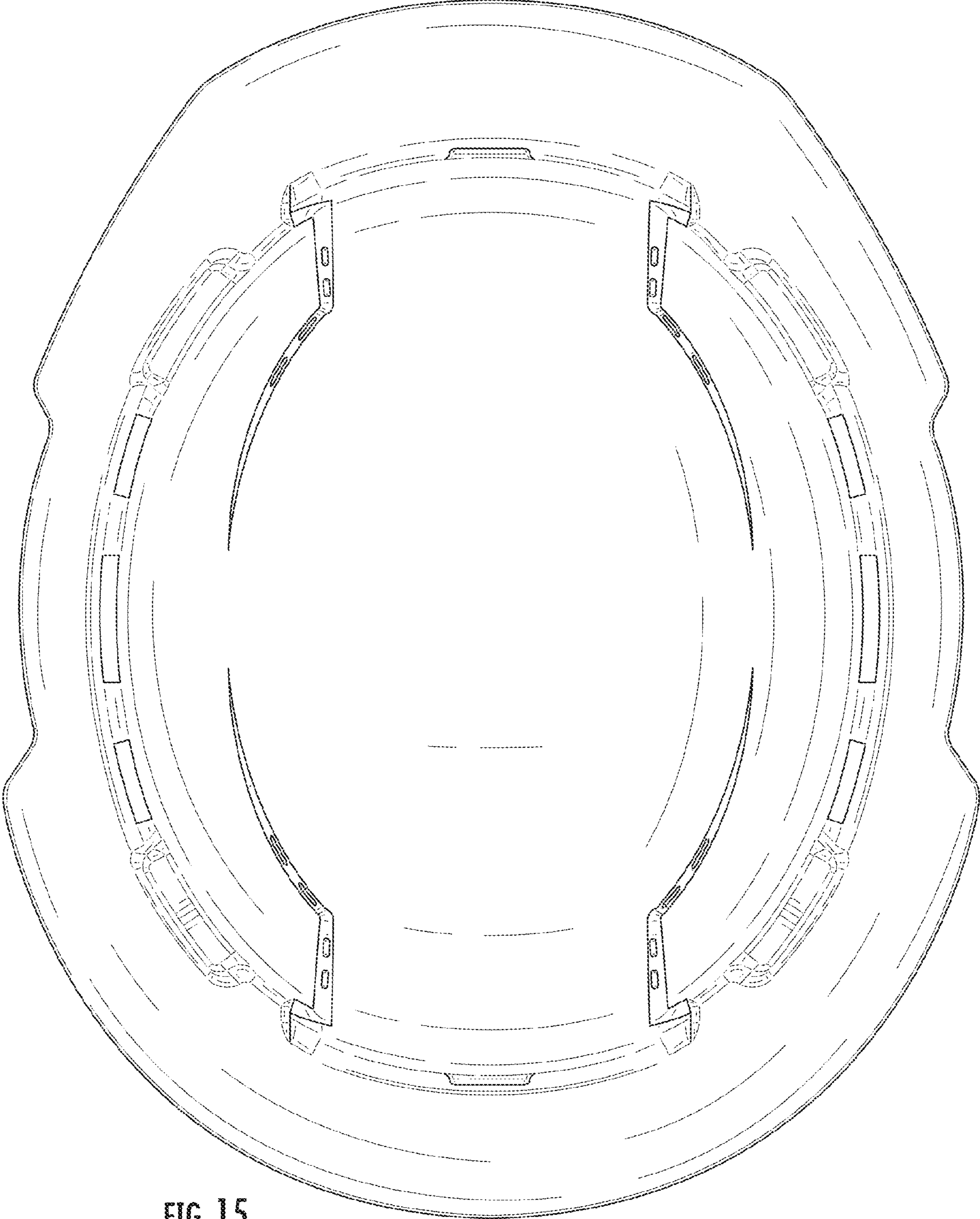


FIG. 15

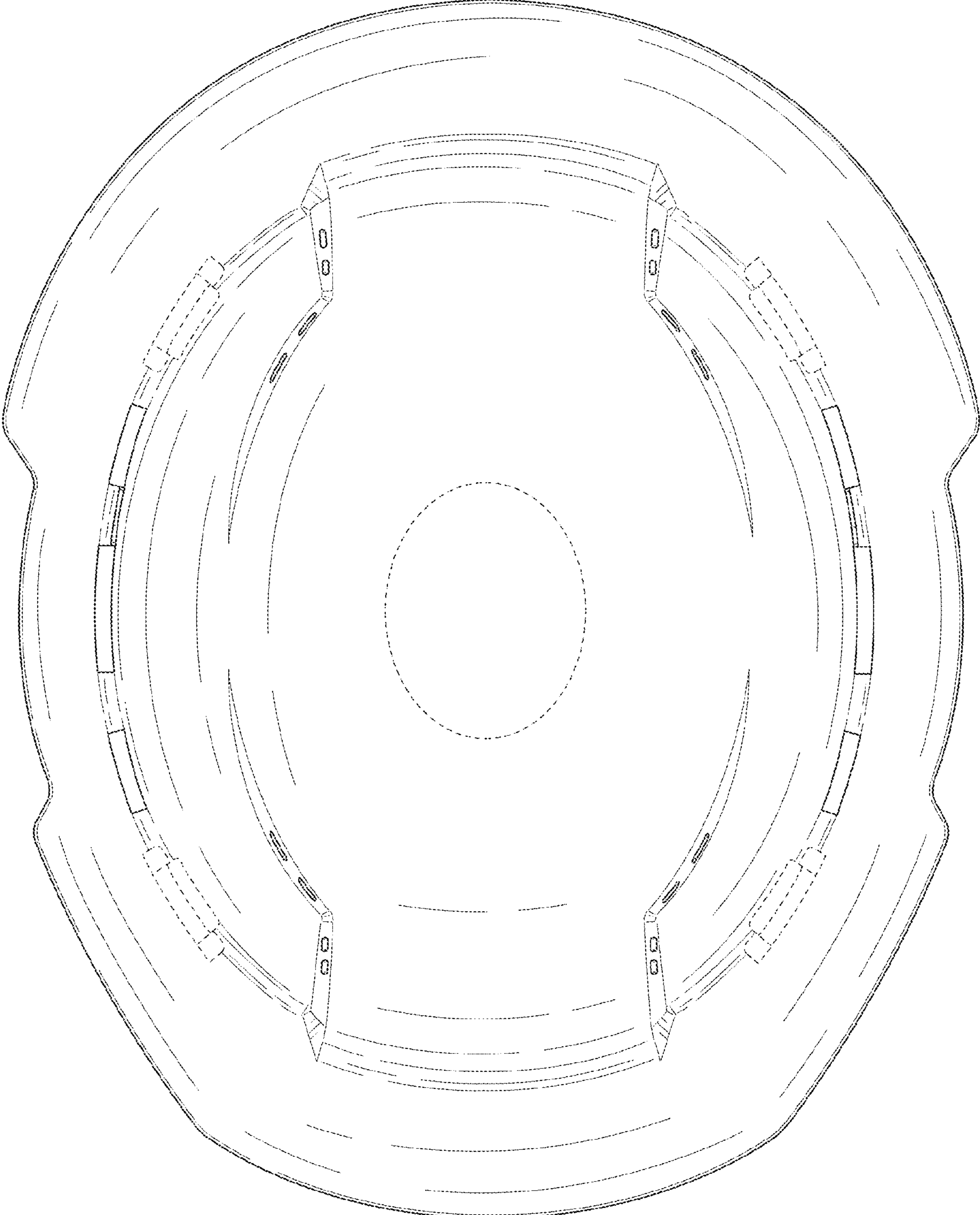


FIG. 16