



US00D956346S

(12) **United States Design Patent** (10) **Patent No.:** **US D956,346 S**  
**Saboo** (45) **Date of Patent:** **\*\* Jun. 28, 2022**

(54) **LIGHT MOUNT**  
(71) Applicant: **West Coast Imports, Inc.**, Commerce, CA (US)  
(72) Inventor: **Vinay Saboo**, Commerce, CA (US)  
(73) Assignee: **WEST COAST IMPORTS, INC.**, Commerce, CA (US)  
(\*\*) Term: **15 Years**  
(21) Appl. No.: **29/675,166**

D753,331 S \* 4/2016 Gough ..... D26/85  
D757,991 S \* 5/2016 Intelisano ..... D26/118  
D759,293 S \* 6/2016 Salomon ..... D26/138  
D770,661 S \* 11/2016 Huang ..... D26/74  
D772,460 S \* 11/2016 Saboo ..... D26/63  
D776,321 S \* 1/2017 Saboo ..... D26/63  
D788,361 S \* 5/2017 Reynolds ..... D26/142  
D799,101 S \* 10/2017 Amato ..... D26/118  
D826,455 S \* 8/2018 Moon ..... D26/85  
D839,474 S \* 1/2019 Guillaume ..... D26/142  
D853,008 S \* 7/2019 Joyeux ..... D26/72  
D899,656 S \* 10/2020 Saboo ..... D26/63  
D905,893 S \* 12/2020 Walsh ..... D26/85  
D925,091 S \* 7/2021 Zhong ..... D26/67  
D929,620 S \* 8/2021 Wu ..... D26/24  
D929,645 S \* 8/2021 Schmidt ..... D26/138

(22) Filed: **Dec. 28, 2018**  
(51) **LOC (13) Cl.** ..... **26-05**  
(52) **U.S. Cl.**  
USPC ..... **D26/142**  
(58) **Field of Classification Search**  
USPC ..... D26/60, 63, 72, 74, 76, 78-83, 85, 86,  
D26/88, 90, 93, 111, 113, 118, 119, 120,  
D26/121, 122, 138, 139, 140, 141, 142,  
D26/152  
CPC ..... F21S 2/00; F21S 4/00; F21S 4/003; F21S  
4/005; F21S 4/006; F21S 4/007; F21S  
4/008; F21S 6/00; F21S 8/00; F21S  
8/024; F21S 8/026; F21S 8/031; F21S  
8/033; F21S 8/035-037; F21S 8/04; F21S  
8/043; F21S 8/063  
See application file for complete search history.

\* cited by examiner

*Primary Examiner* — Natasha Vujcic  
(74) *Attorney, Agent, or Firm* — Tarter Krinsky & Drogin LLP

(57) **CLAIM**

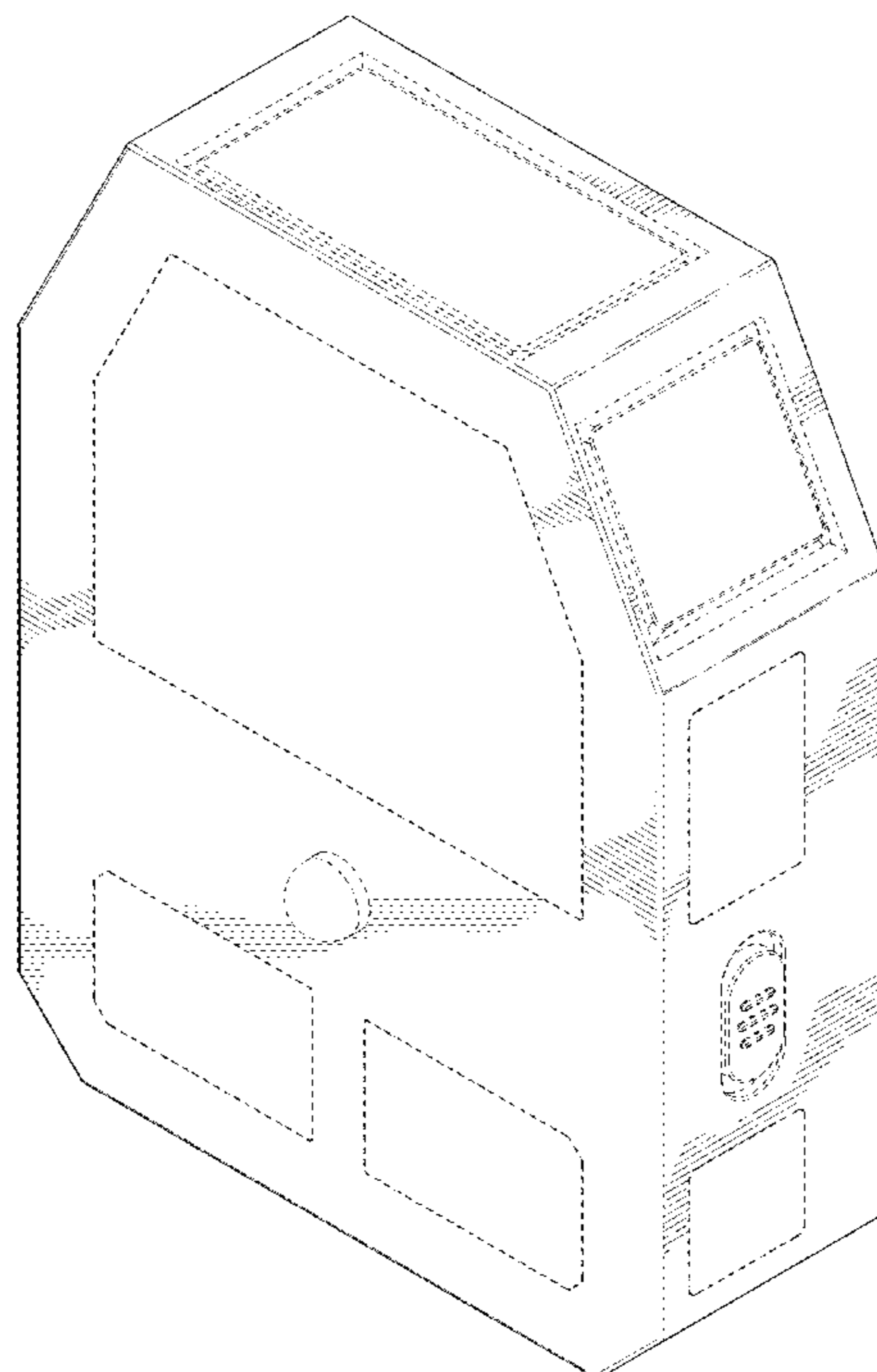
I claim, the ornamental design for a light mount, as shown and described.

**DESCRIPTION**

FIG. 1 is a front perspective view of a light mount;  
FIG. 2 is a front view thereof;  
FIG. 3 is a rear view thereof;  
FIG. 4 is a first side view thereof;  
FIG. 5 is a second side view thereof;  
FIG. 6 is a top view thereof; and,  
FIG. 7 is a bottom view thereof.  
The broken lines shown in the figures represent portions of the light mount that form no part of the claimed design.

(56) **References Cited**  
U.S. PATENT DOCUMENTS  
D378,438 S \* 3/1997 Sliney ..... D26/119  
D710,049 S \* 7/2014 Haws ..... D26/142

**1 Claim, 7 Drawing Sheets**



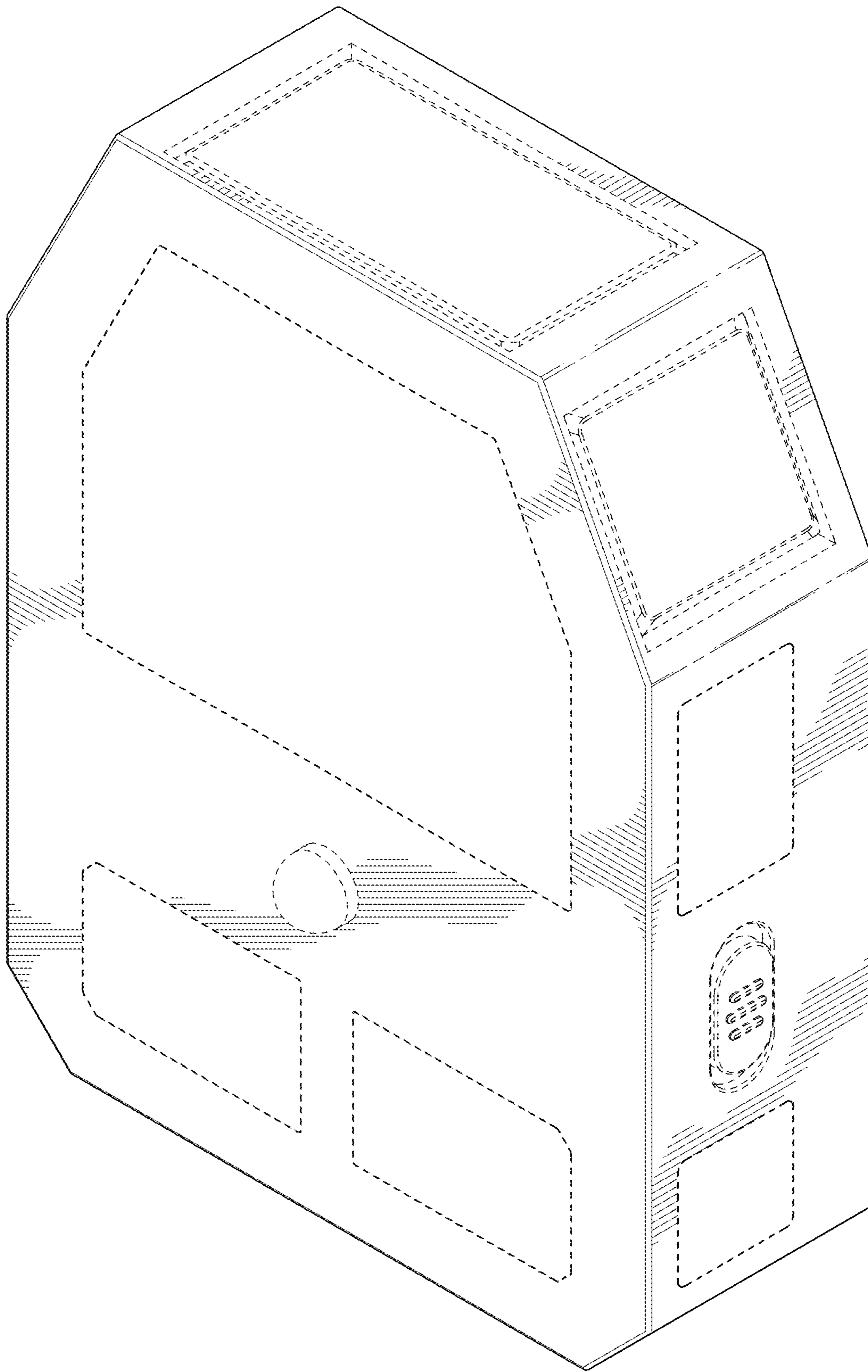


FIG. 1

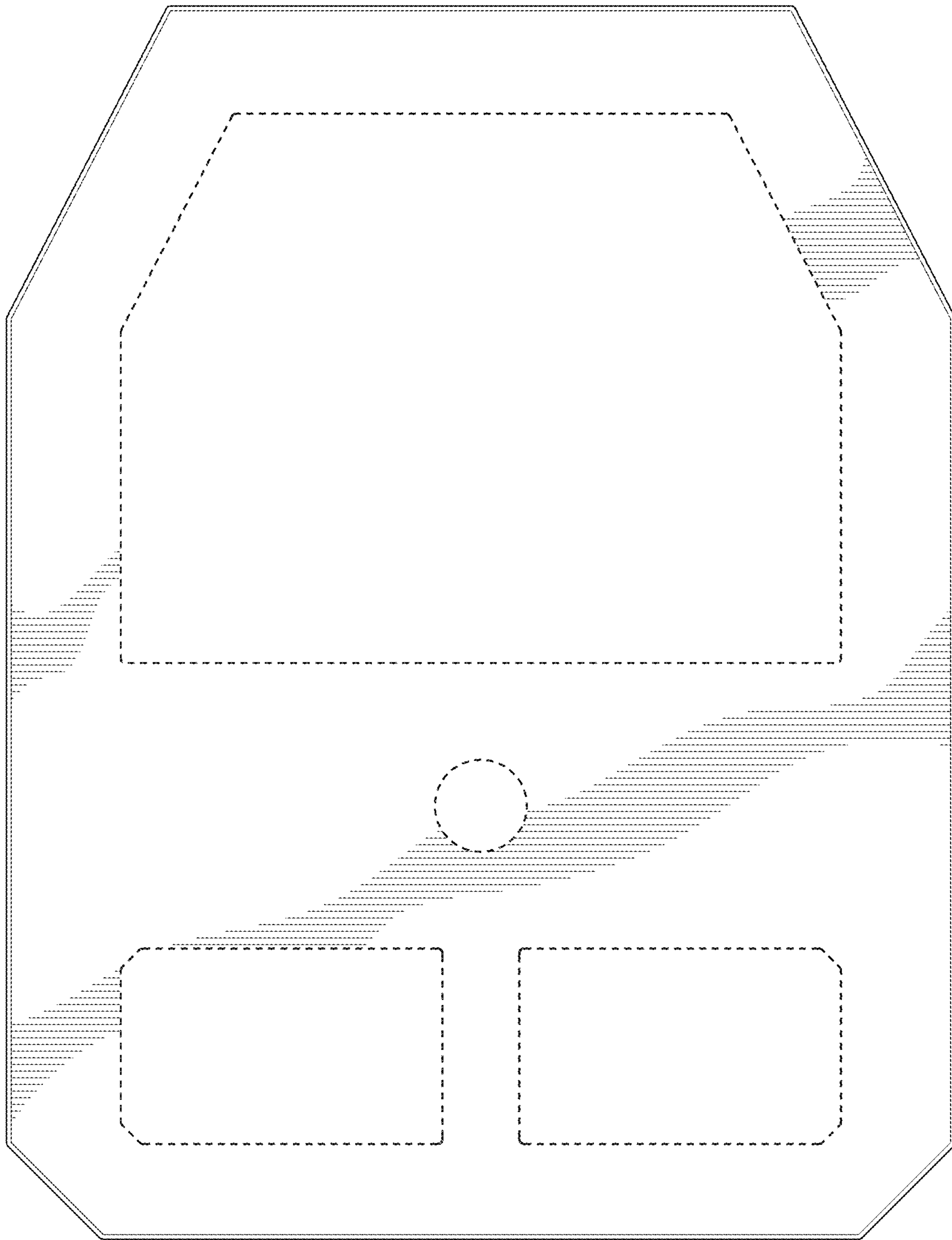


FIG.2

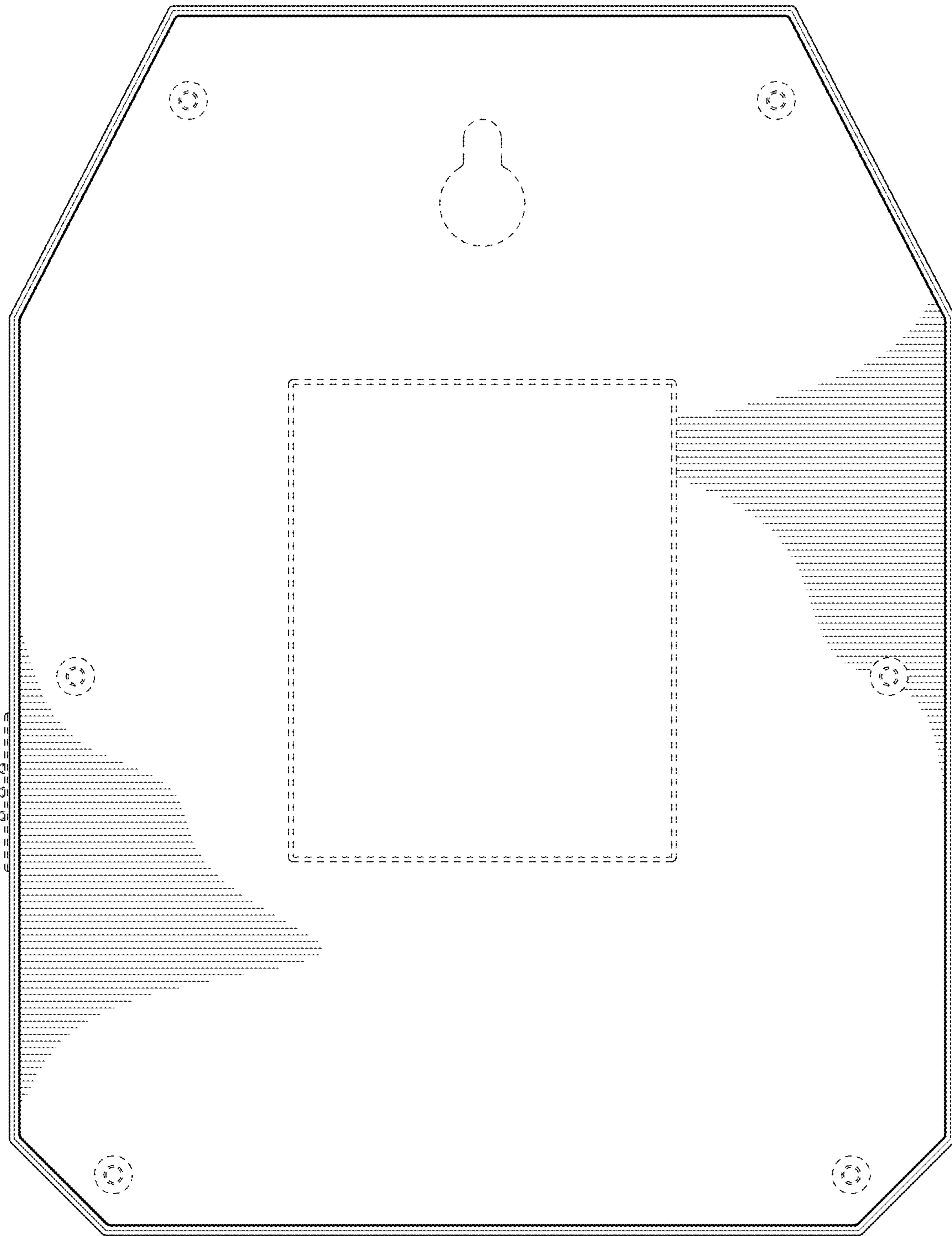


FIG. 3




FIG. 4



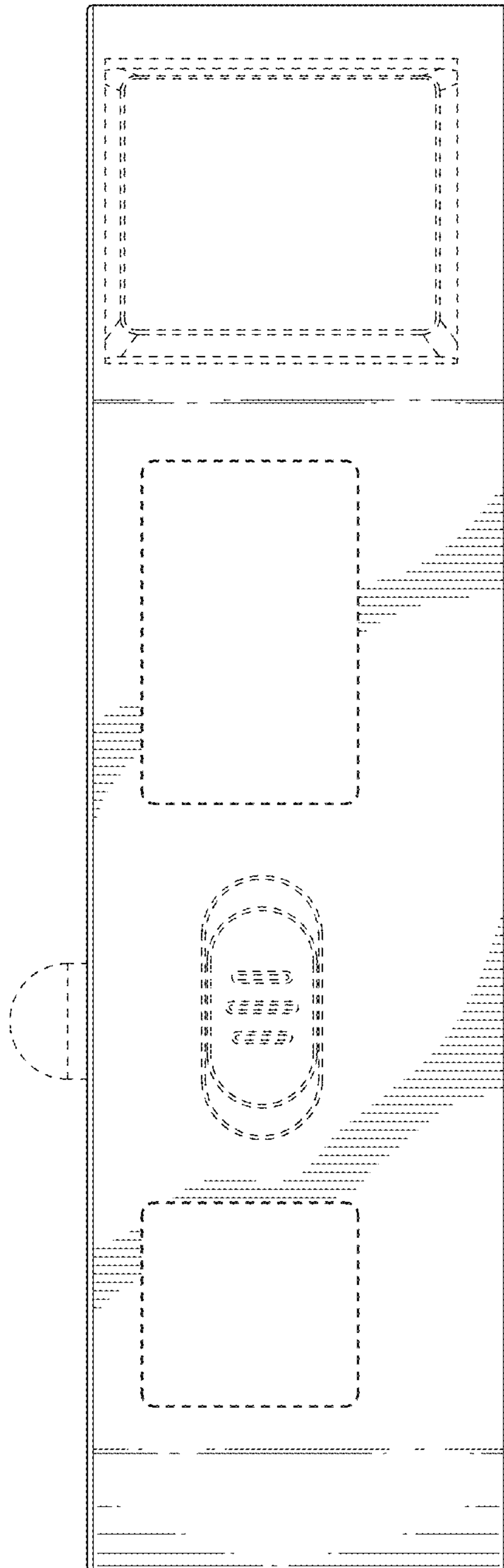


FIG. 5

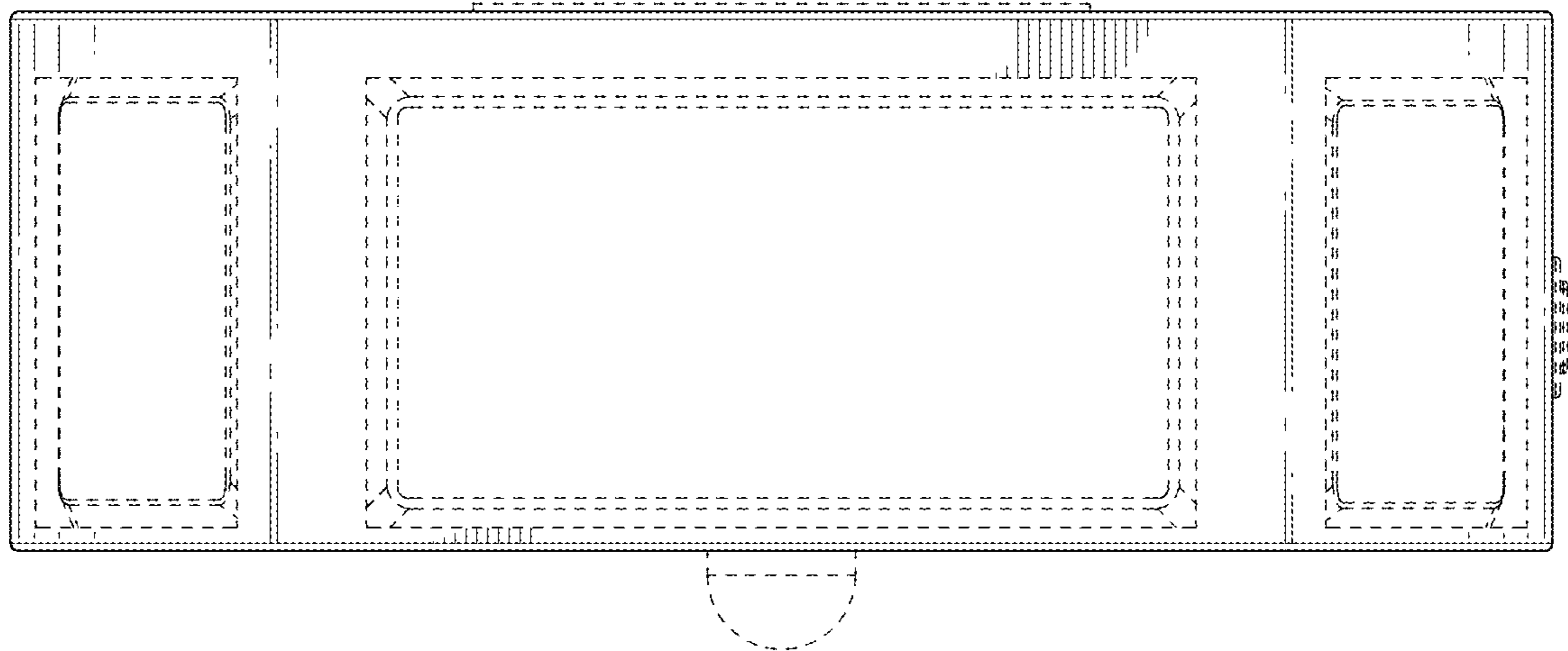


FIG. 6

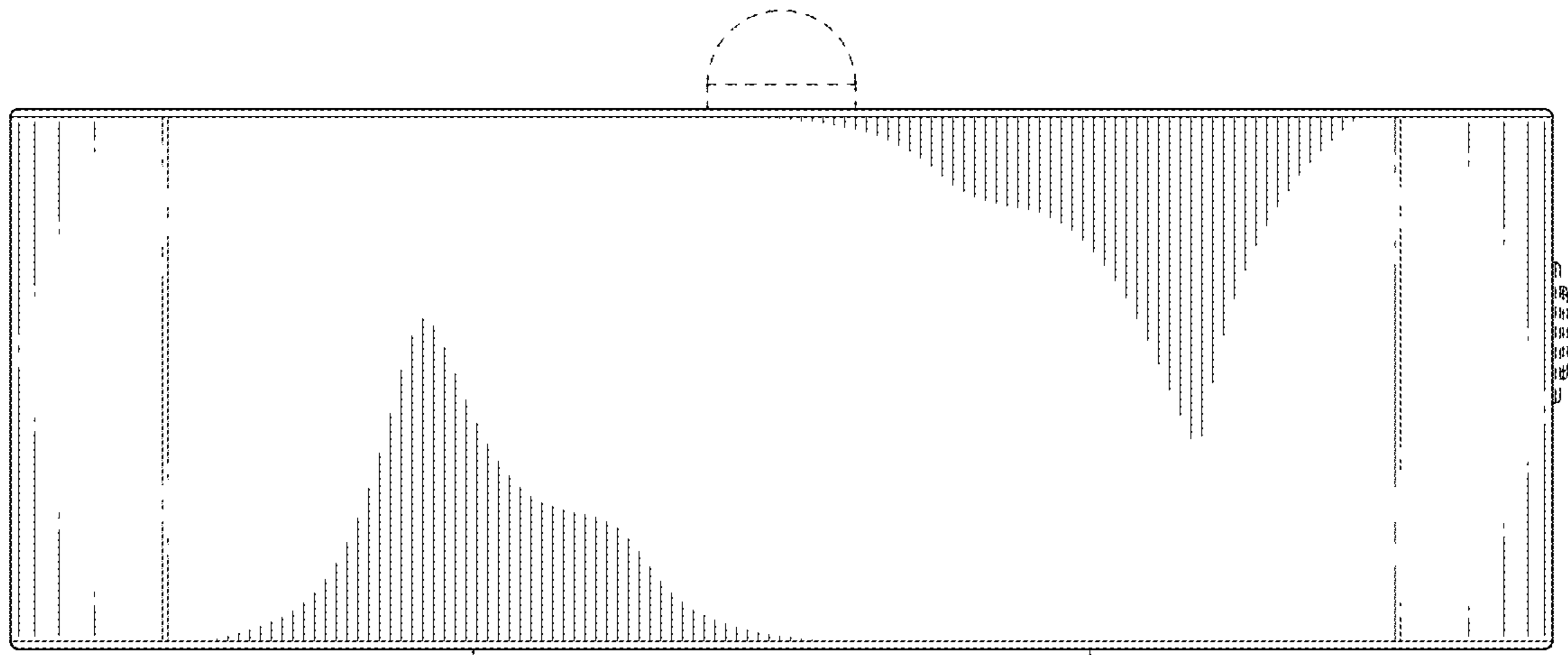


FIG. 7