



US00D956327S

(12) **United States Design Patent** (10) **Patent No.:** **US D956,327 S**
Zhu (45) **Date of Patent:** **** Jun. 28, 2022**

(54) **NET LIGHT** D903,907 S * 12/2020 Peng D26/2
D918,463 S 5/2021 Rodgers
(71) Applicant: **Shenzhen Mugui Technology Co., Ltd., Shenzhen (CN)** D919,164 S * 5/2021 Wang D26/110
D931,516 S * 9/2021 Wilkinson D26/110

(72) Inventor: **Jiawei Zhu, Shenzhen (CN)**

(**) Term: **15 Years**

(21) Appl. No.: **29/783,251**

(22) Filed: **May 12, 2021**

(51) **LOC (13) Cl.** **26-05**

(52) **U.S. Cl.**
USPC **D26/110**

(58) **Field of Classification Search**
USPC D26/1, 2, 3, 24, 93, 106, 110, 119
CPC F21L 2/00; F21L 4/00; F21L 4/02; F21L 4/025; F21L 4/027; F21L 14/00; F21S 8/03; F21S 8/033
See application file for complete search history.

(56) **References Cited**

U.S. PATENT DOCUMENTS

- D271,997 S * 12/1983 Kamei D26/26
- D274,475 S * 6/1984 Caldwell D26/110
- D390,990 S 2/1998 Yang
- D529,635 S * 10/2006 Johnson D26/2
- D537,174 S * 2/2007 Osawa D26/2
- D593,705 S * 6/2009 Bilotti D26/118
- D604,887 S * 11/2009 Sanoner D26/93
- D619,286 S 7/2010 Sabernig
- D675,371 S * 1/2013 Nowak D26/128
- D766,494 S 9/2016 Hoshikawa
- D767,189 S 9/2016 Schaak
- D806,924 S 1/2018 Gelman
- D812,804 S * 3/2018 Laviani D26/110
- D855,871 S 8/2019 Ma
- D873,474 S 1/2020 Wang
- D876,711 S * 2/2020 Olbers D26/118
- D877,400 S * 3/2020 Olbers D26/118
- D879,359 S 3/2020 Sato
- D899,669 S 10/2020 Liu

FOREIGN PATENT DOCUMENTS

CN 201530375818 * 3/2016

OTHER PUBLICATIONS

Amazon, "JHY Design Set of 2 Metal Cage LED", first available Jul. 29, 2019. (<https://www.amazon.com/dp/B07VRJN1ZD/?th=1>) (Year: 2019).*

(Continued)

Primary Examiner — Lauren D McVey
Assistant Examiner — Justin A Johnson
(74) *Attorney, Agent, or Firm* — Runit R. Kanakia

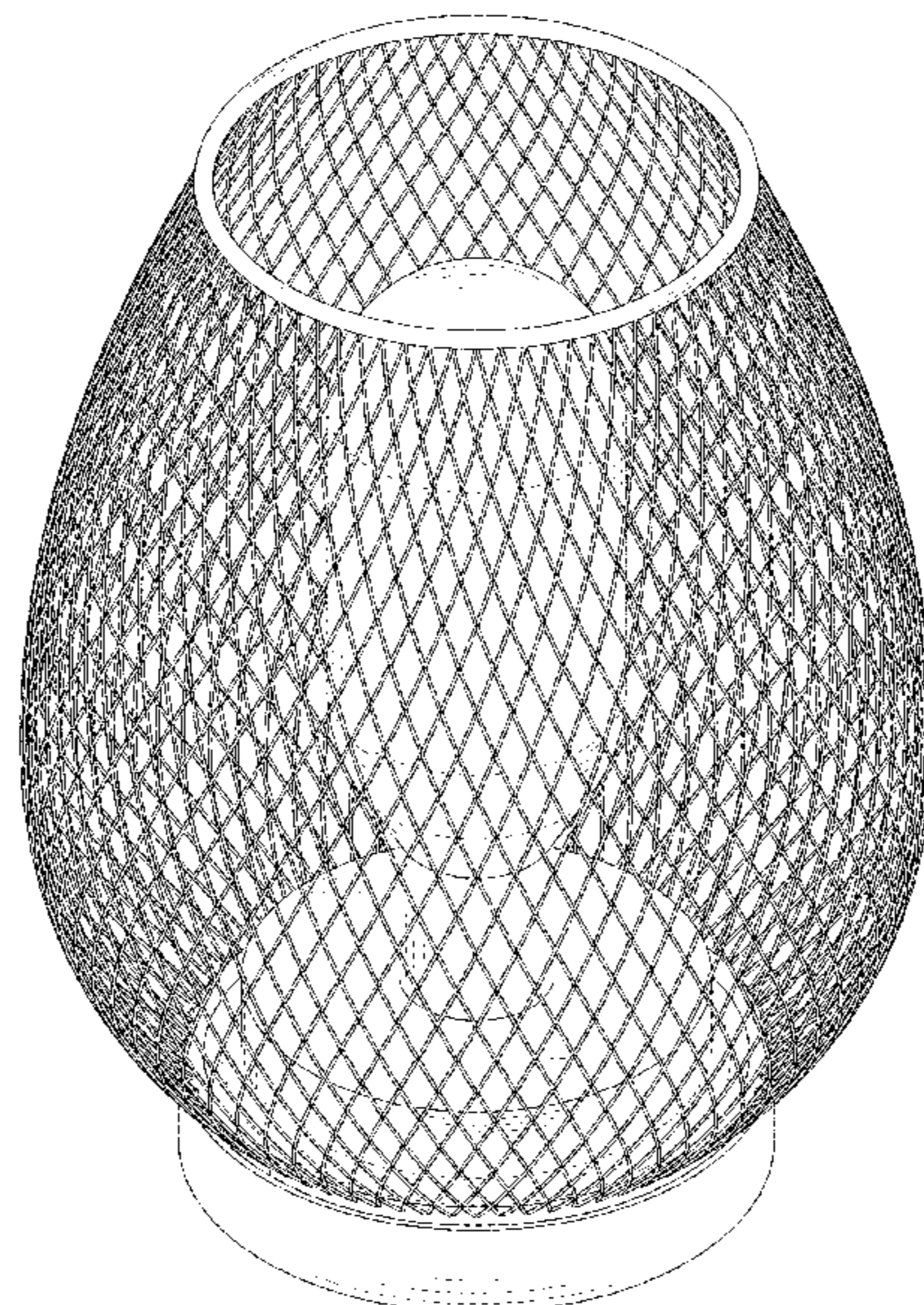
(57) **CLAIM**

The ornamental design for a net light, as shown and described.

DESCRIPTION

FIG. 1 is a front elevational view of a net light showing my new design;
FIG. 2 is a rear elevational view thereof;
FIG. 3 is a left side view thereof;
FIG. 4 is a right side view thereof;
FIG. 5 is a top plan view thereof;
FIG. 6 is a bottom plan view thereof;
FIG. 7 is a perspective view of a net light showing my new design; and,
FIG. 8 is another perspective view thereof.
The broken lines in the figures are for the purposes of illustrating portions of the net light, which form no part of the claimed design.

1 Claim, 8 Drawing Sheets



(56)

References Cited

OTHER PUBLICATIONS

Amazon, "PIDAMS Nordic Industrial Style Retro Craft Wire mesh Birdcage LED", first available Mar. 16, 2021. (<https://www.amazon.com/PIDAMS-Nordic-Industrial-Birdcage-Decorative/dp/B08Z48R29Z?th=1>) (Year: 2021).*

Aliexpress, "Decorative Table Lamp Night Light", first available Dec. 15, 2021. (<https://www.aliexpress.com/item/1005002513377219.html>) (Year: 2021).*

Amazon, "Bamboo Desk Table Lamp", first available Sep. 16, 2021. (<https://www.amazon.com/dp/B09GGBJMRN/>) (Year: 2021).*

* cited by examiner

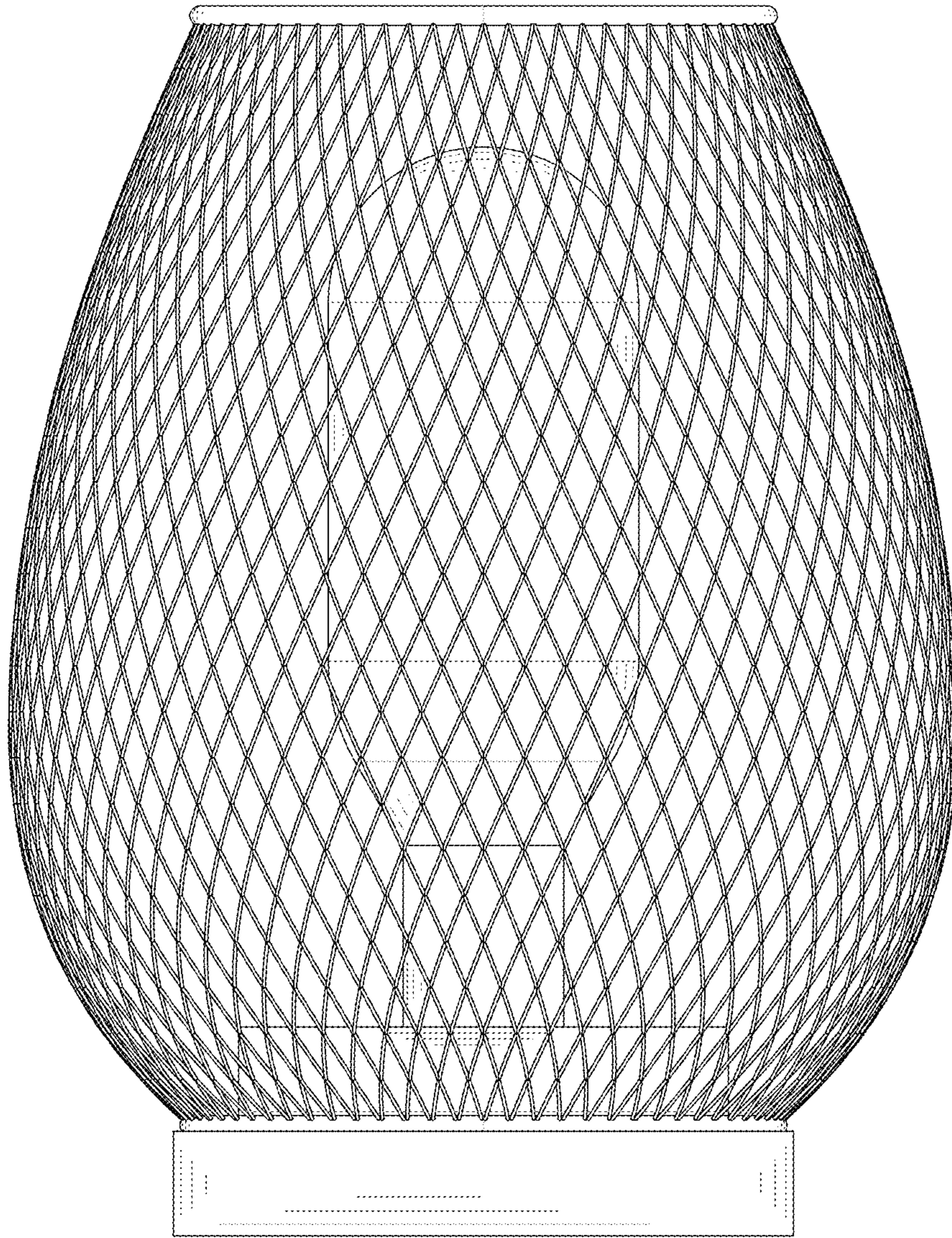


FIG. 1

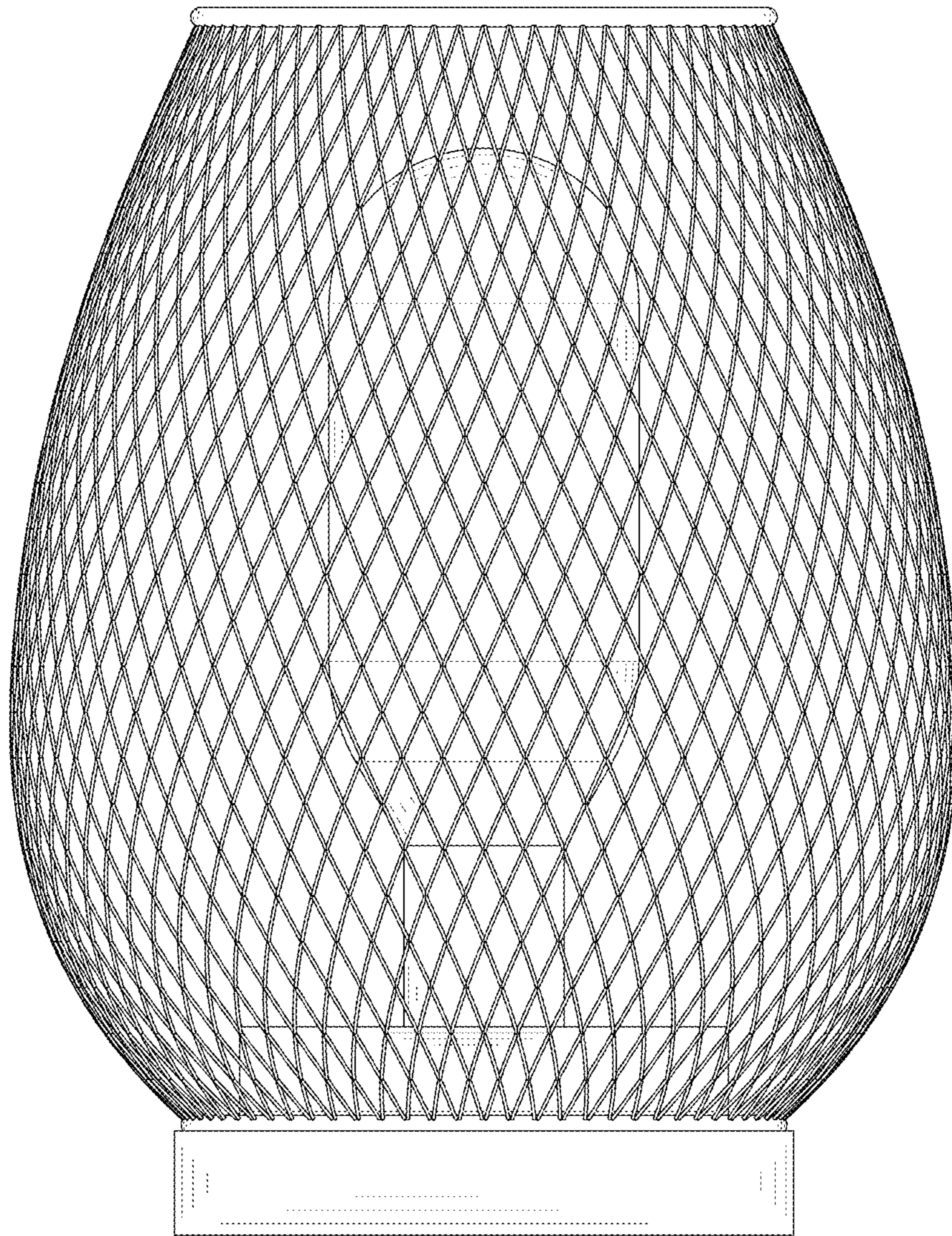


FIG. 2

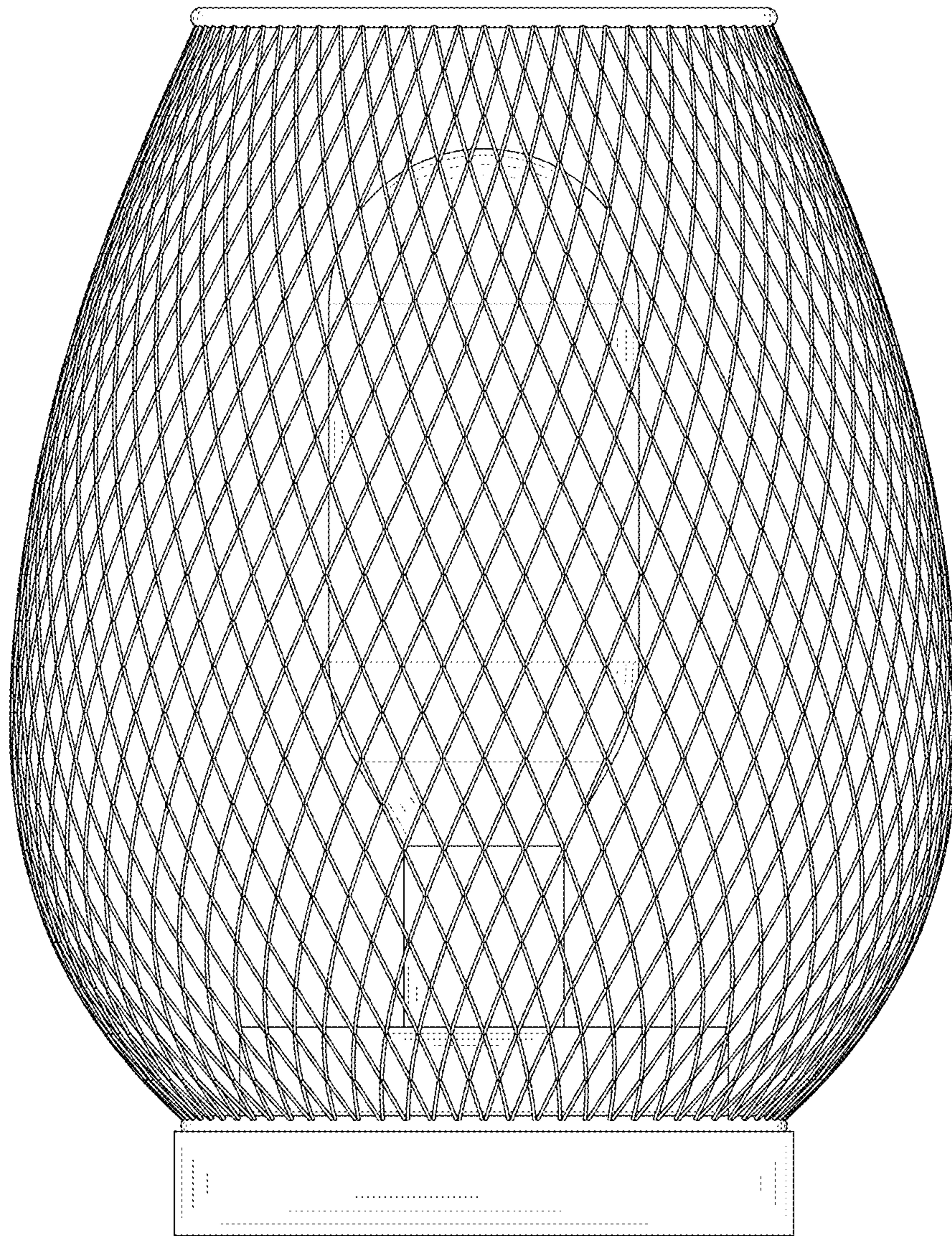


FIG. 3

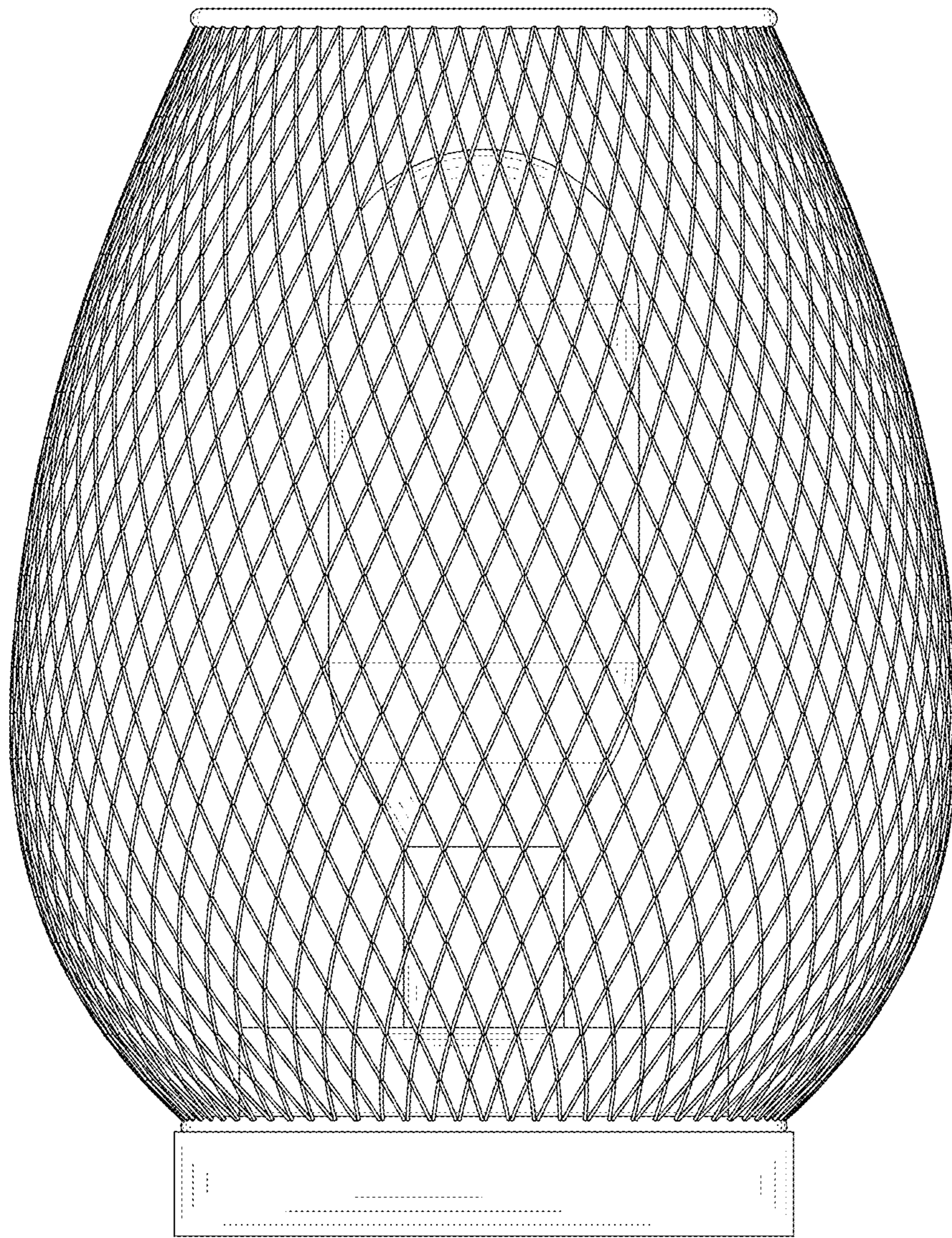


FIG. 4




FIG. 5

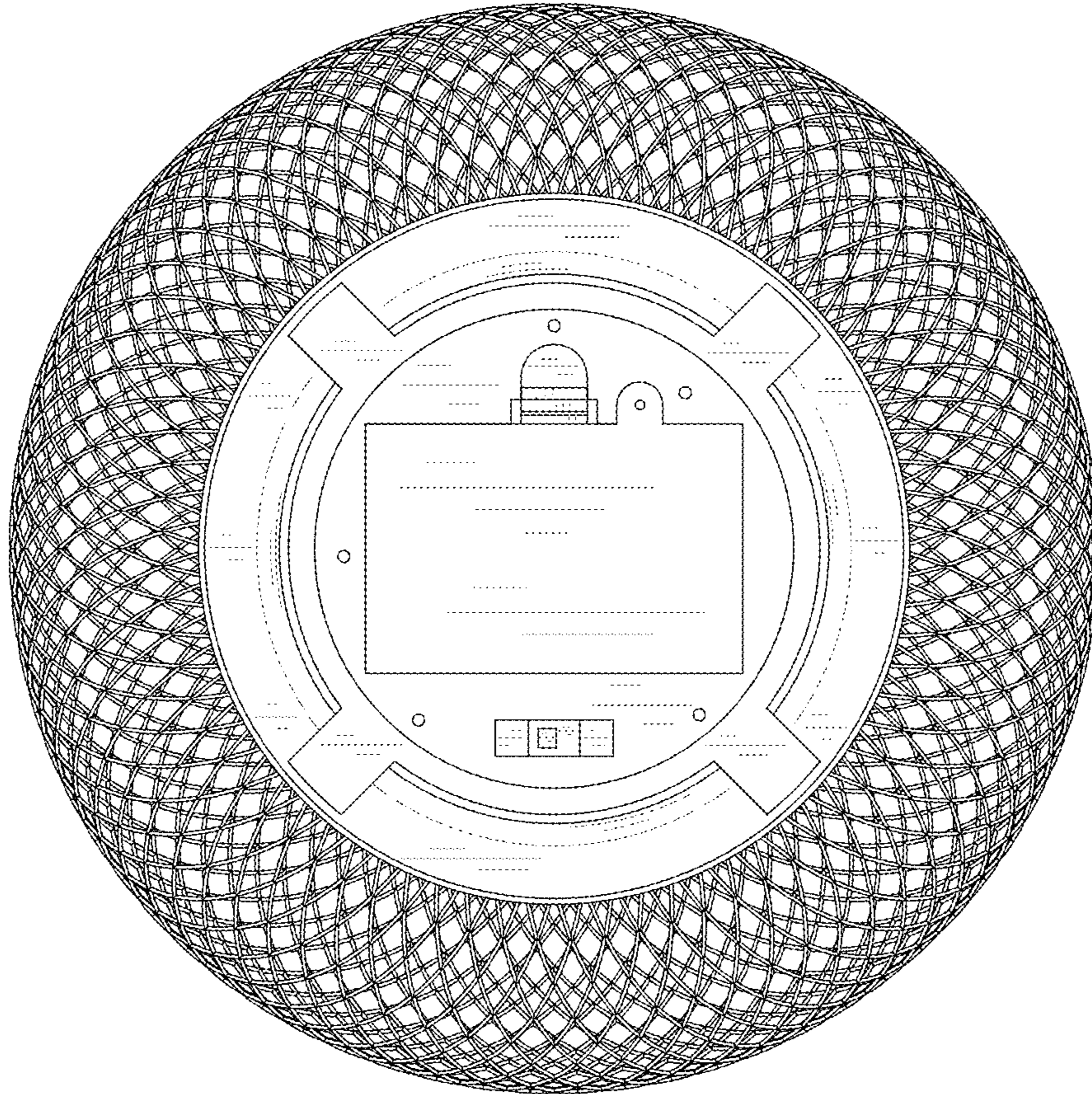


FIG. 6

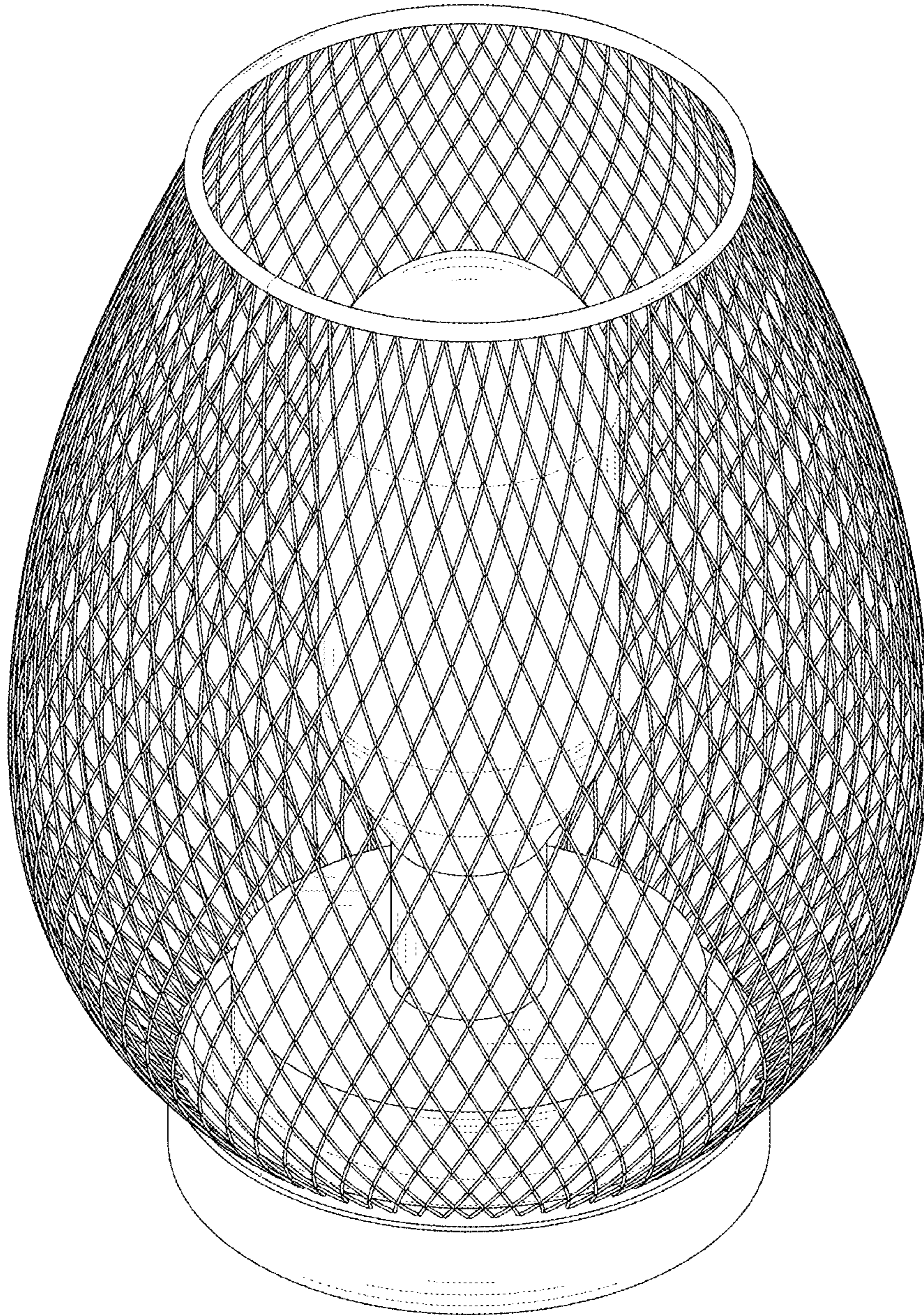


FIG. 7

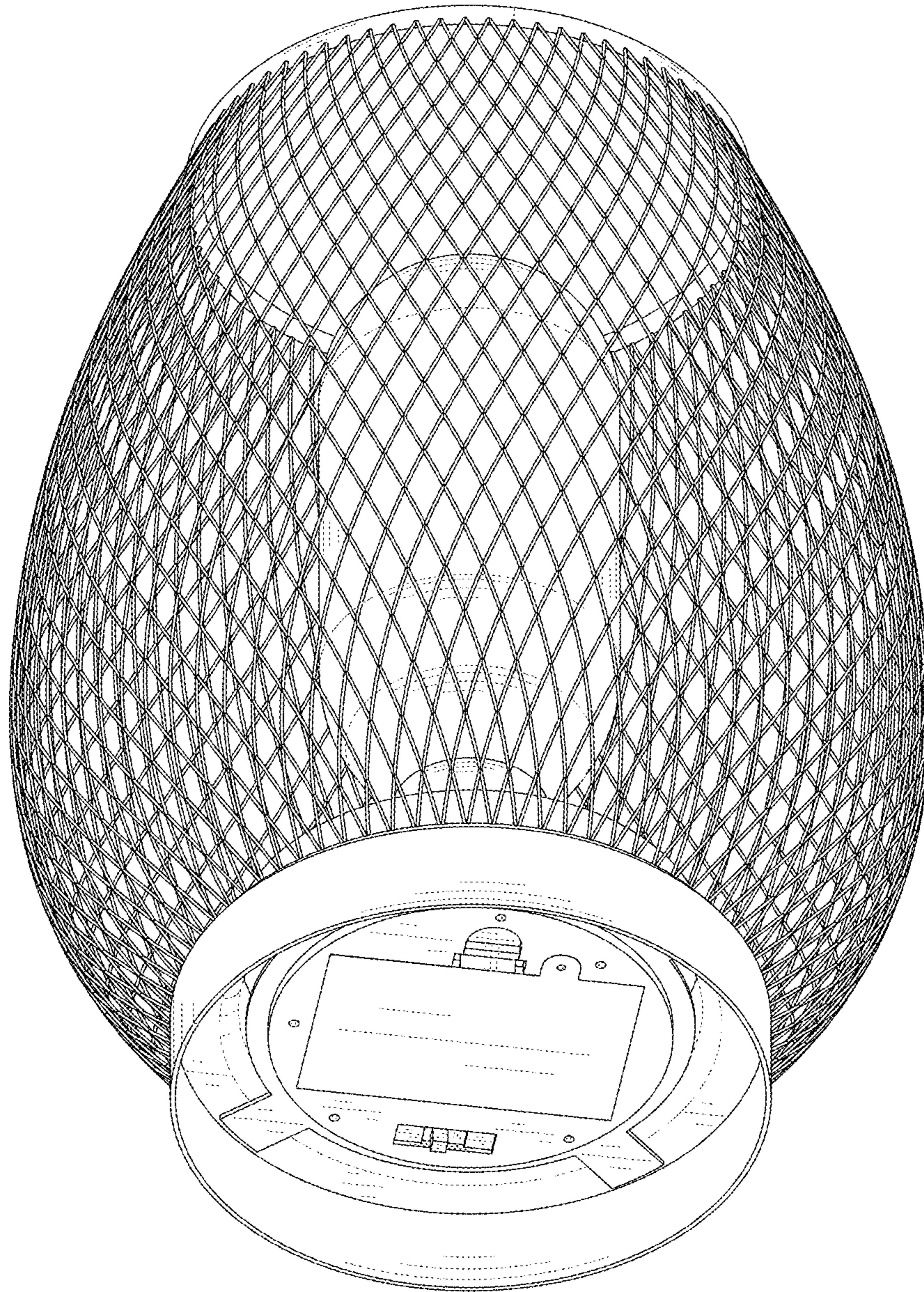


FIG. 8