



US00D956322S

(12) **United States Design Patent** (10) **Patent No.:** **US D956,322 S**
Li (45) **Date of Patent:** **** Jun. 28, 2022**

(54) **STAGE LIGHT**
(71) Applicant: **Juwei Li**, Guangdong (CN)
(72) Inventor: **Juwei Li**, Guangdong (CN)
(**) Term: **15 Years**
(21) Appl. No.: **29/735,401**
(22) Filed: **May 20, 2020**
(51) **LOC (13) Cl.** **26-05**
(52) **U.S. Cl.**
USPC **D26/106**
(58) **Field of Classification Search**
USPC ... D26/7, 10, 24, 26, 40, 47, 63, 93, 94, 98,
D26/104, 106, 110, 120, 123, 124, 128,
D26/135, 137; D14/172, 188, 496, 509;
D10/104.1, 106.5, 114.2, 114.5, 114.6,
D10/114.8, 119.4; D21/308, 316, 319,
D21/386, 708, 713, 782; D23/377, 385
CPC F21S 6/00; F21S 6/002; F21S 6/003; F21S
8/00; F21S 8/035; F21S 9/00; F21S 9/02;
F21S 9/022; F21V 33/0004; F21V
33/0024; F21W 2131/00; F21W 2131/30;
F21W 2131/205; F21W 2131/406
See application file for complete search history.

D814,686 S * 4/2018 Chen D26/110
D840,582 S * 2/2019 Liu D26/104
D850,682 S * 6/2019 DeBrunner D26/40
D866,054 S * 11/2019 Barber D26/93
D867,626 S * 11/2019 Song D26/24
D875,994 S * 2/2020 Yu D26/104
D889,022 S * 6/2020 Zhang D26/106
D891,682 S * 7/2020 Wei D26/93
D891,683 S * 7/2020 Wei D26/106
D898,271 S * 10/2020 Zheng D26/110
D903,908 S * 12/2020 Cutt D26/24
D907,280 S * 1/2021 Zeng D26/104
D907,281 S * 1/2021 Wu D26/104
D912,883 S * 3/2021 Zheng D26/110
D914,958 S * 3/2021 Zheng D26/110
D919,875 S * 5/2021 Peng D26/110
11,039,514 B2 * 6/2021 Lay H05B 45/10
D927,043 S * 8/2021 Tian D26/93
D927,751 S * 8/2021 Zheng D26/51
D927,767 S * 8/2021 Zheng D26/110
D930,222 S * 9/2021 Song D26/106

* cited by examiner

Primary Examiner — Clint A Samuel

(57) **CLAIM**

The ornamental design for a stage light, as shown and described.

DESCRIPTION

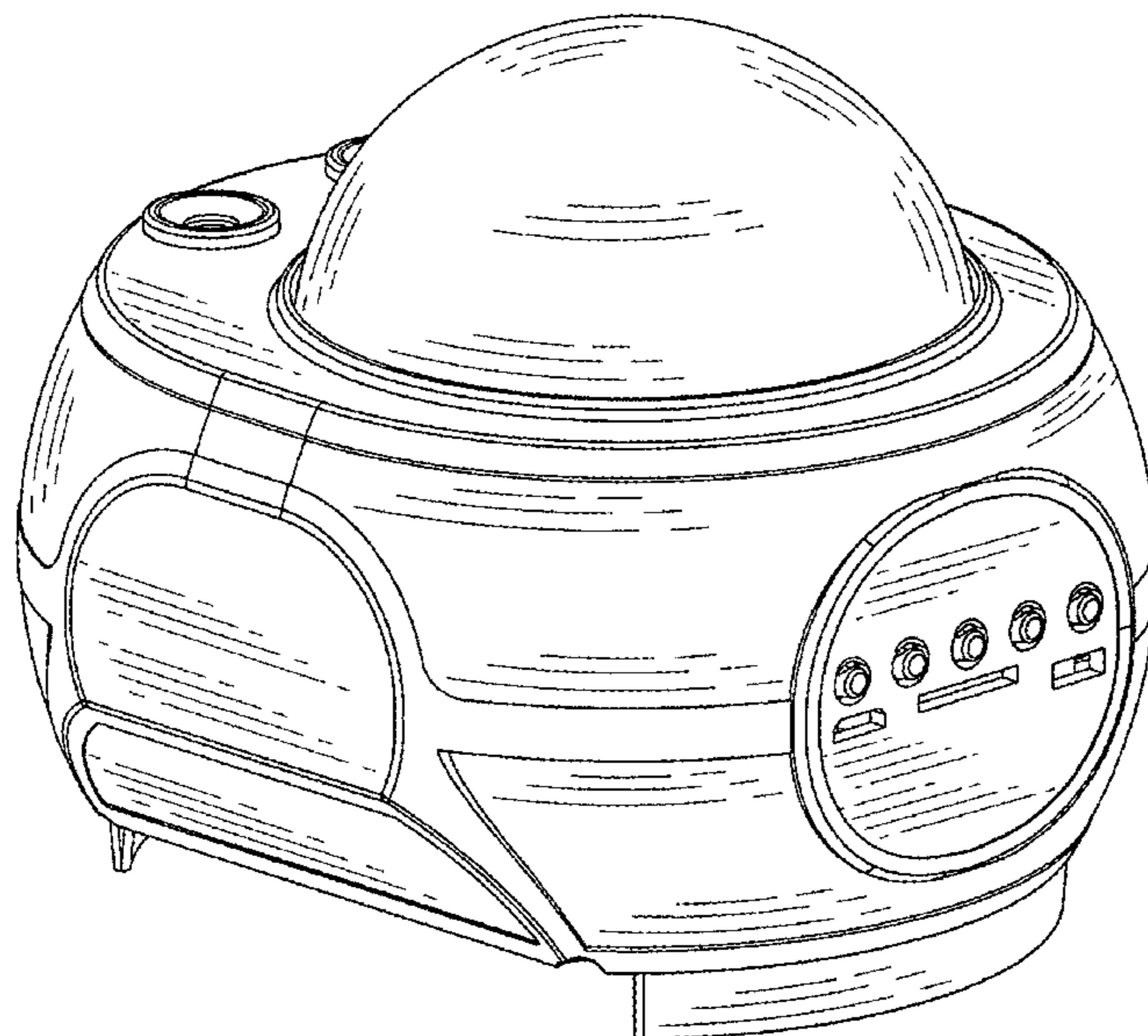
FIG. 1 is a front, right and top perspective view of a stage light showing my new design;
FIG. 2 is a rear, left and bottom perspective view thereof;
FIG. 3 is a front elevation view thereof;
FIG. 4 is a rear elevation view thereof;
FIG. 5 is a left side elevation view thereof;
FIG. 6 is a right side elevation view thereof;
FIG. 7 is a top plan view thereof; and,
FIG. 8 is a bottom plan view thereof.
The broken lines depict portions of the stage light that form no part of the claimed design.

1 Claim, 8 Drawing Sheets

(56) **References Cited**

U.S. PATENT DOCUMENTS

D291,012 S * 7/1987 Liljeqvist D26/104
D297,170 S * 8/1988 Elliott D10/114.2
D392,407 S * 3/1998 Johnson D26/104
D409,771 S * 5/1999 Stultz D26/24
D561,925 S * 2/2008 Levine D26/72
D567,994 S * 4/2008 Chan D26/104
D577,458 S * 9/2008 Chan D26/104
D605,337 S * 12/2009 Zhang D26/93
D689,221 S * 9/2013 Isaac D26/24
D742,041 S * 10/2015 Garcia D26/24
D779,109 S * 2/2017 Wallach D26/97



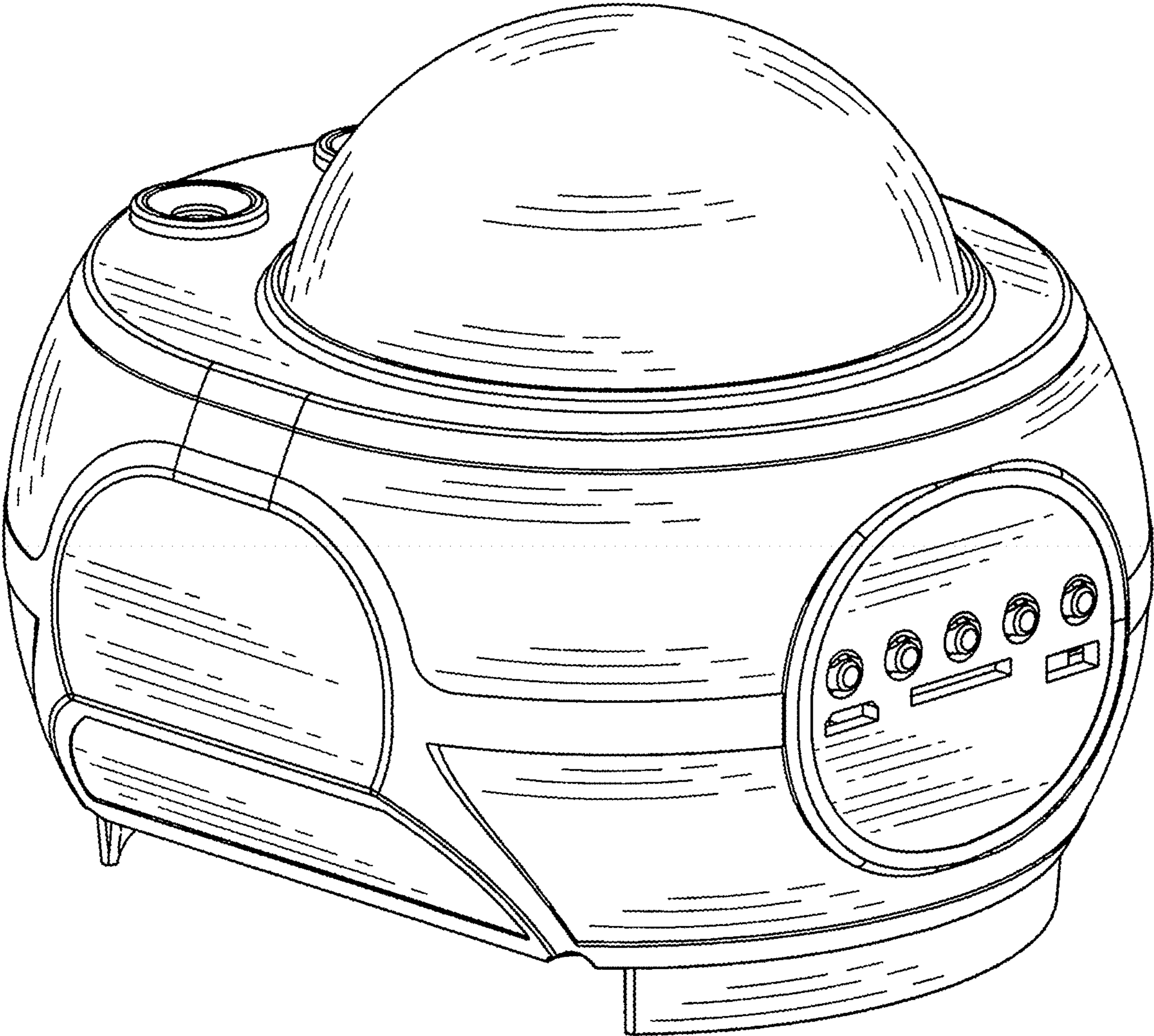


FIG. 1

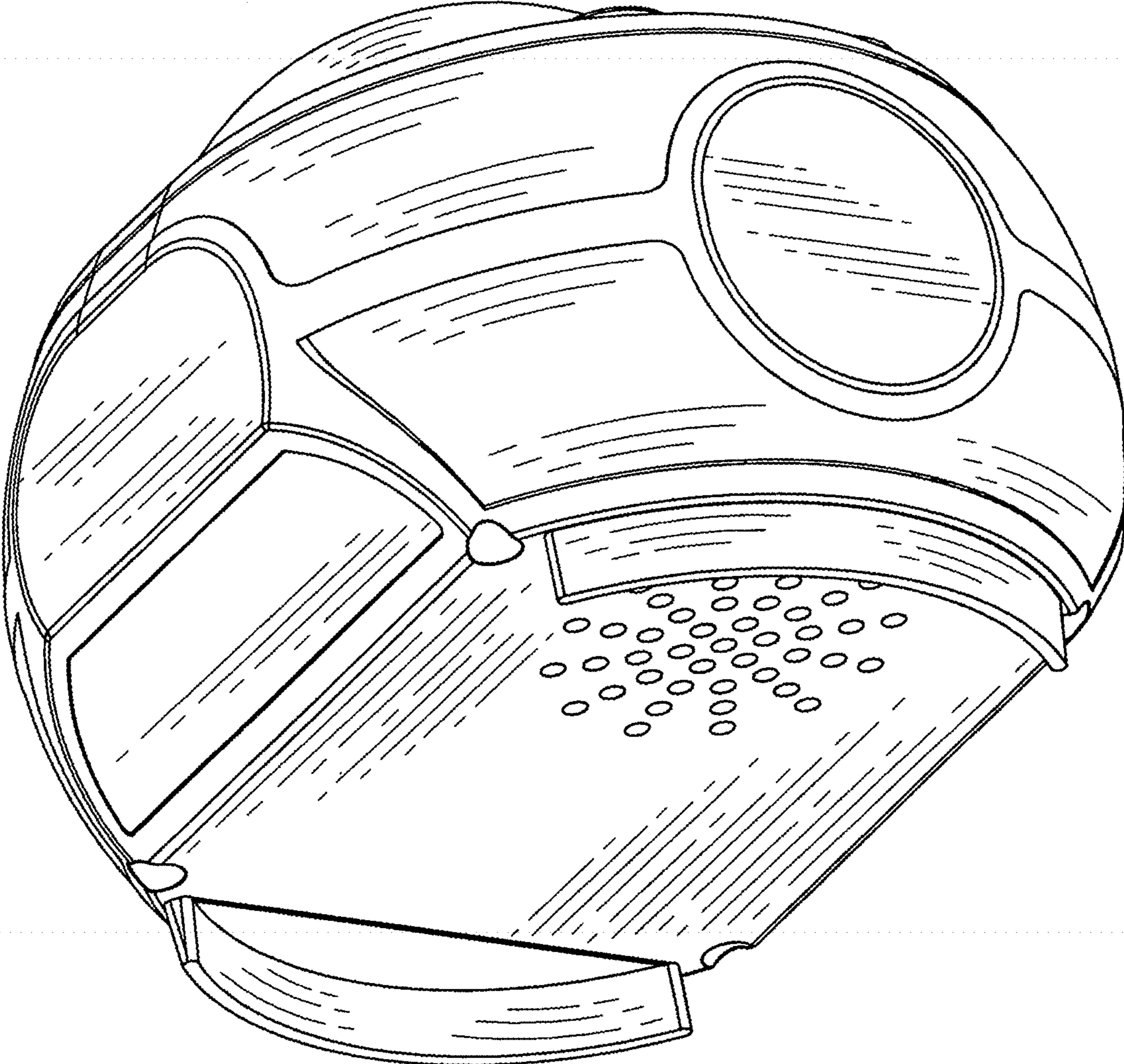


FIG. 2




FIG. 3




FIG. 4




FIG. 5

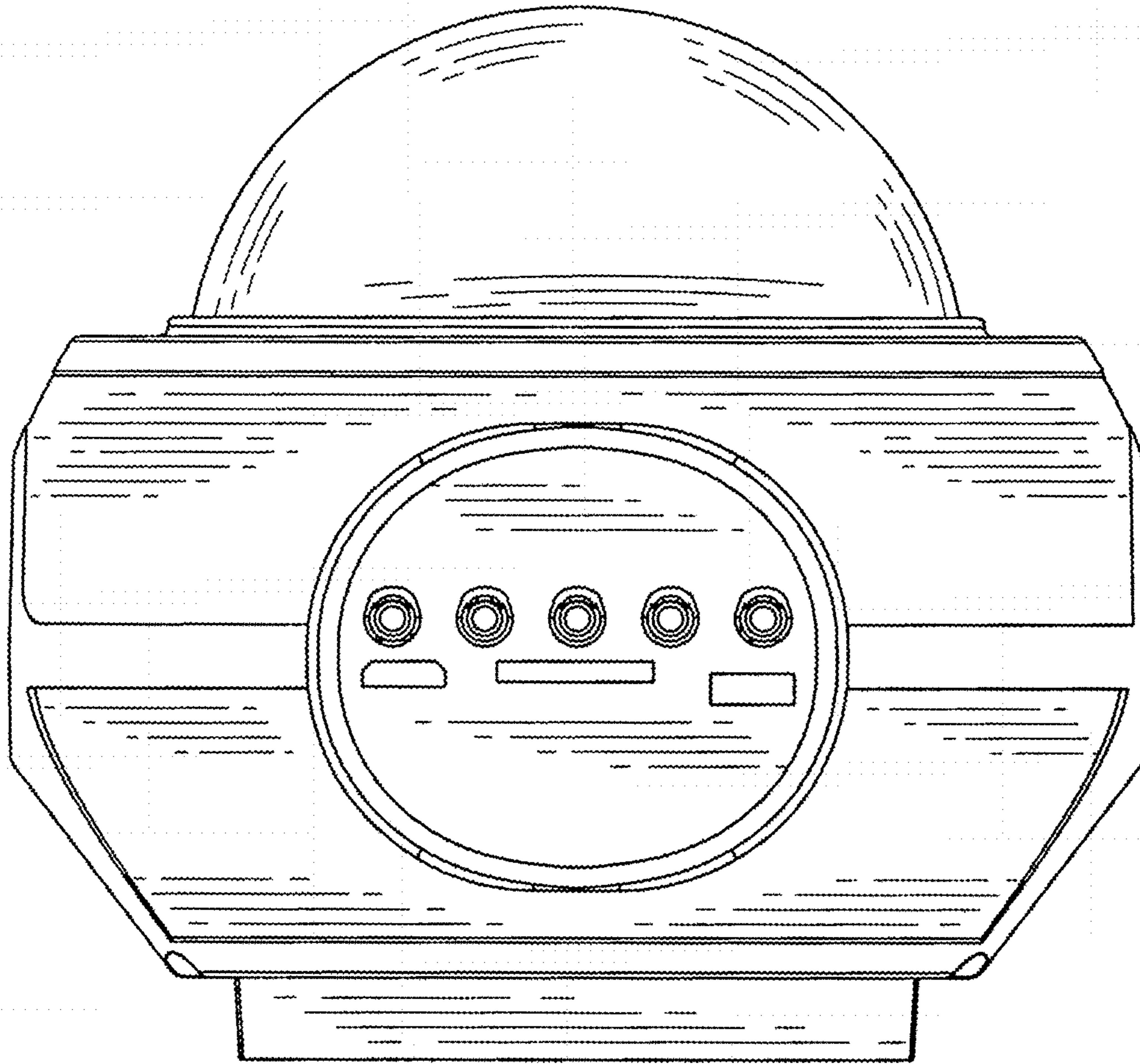


FIG. 6

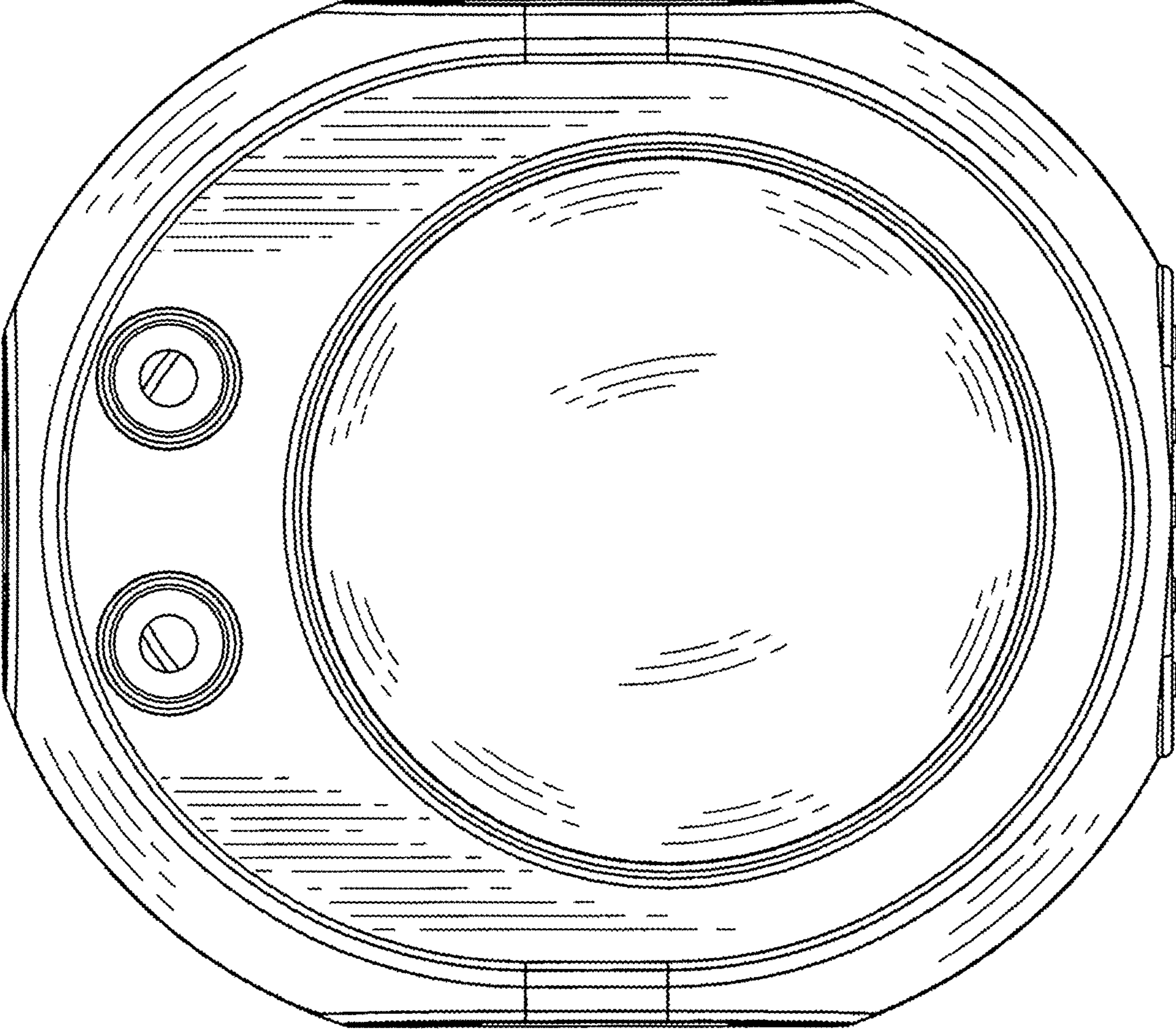


FIG. 7

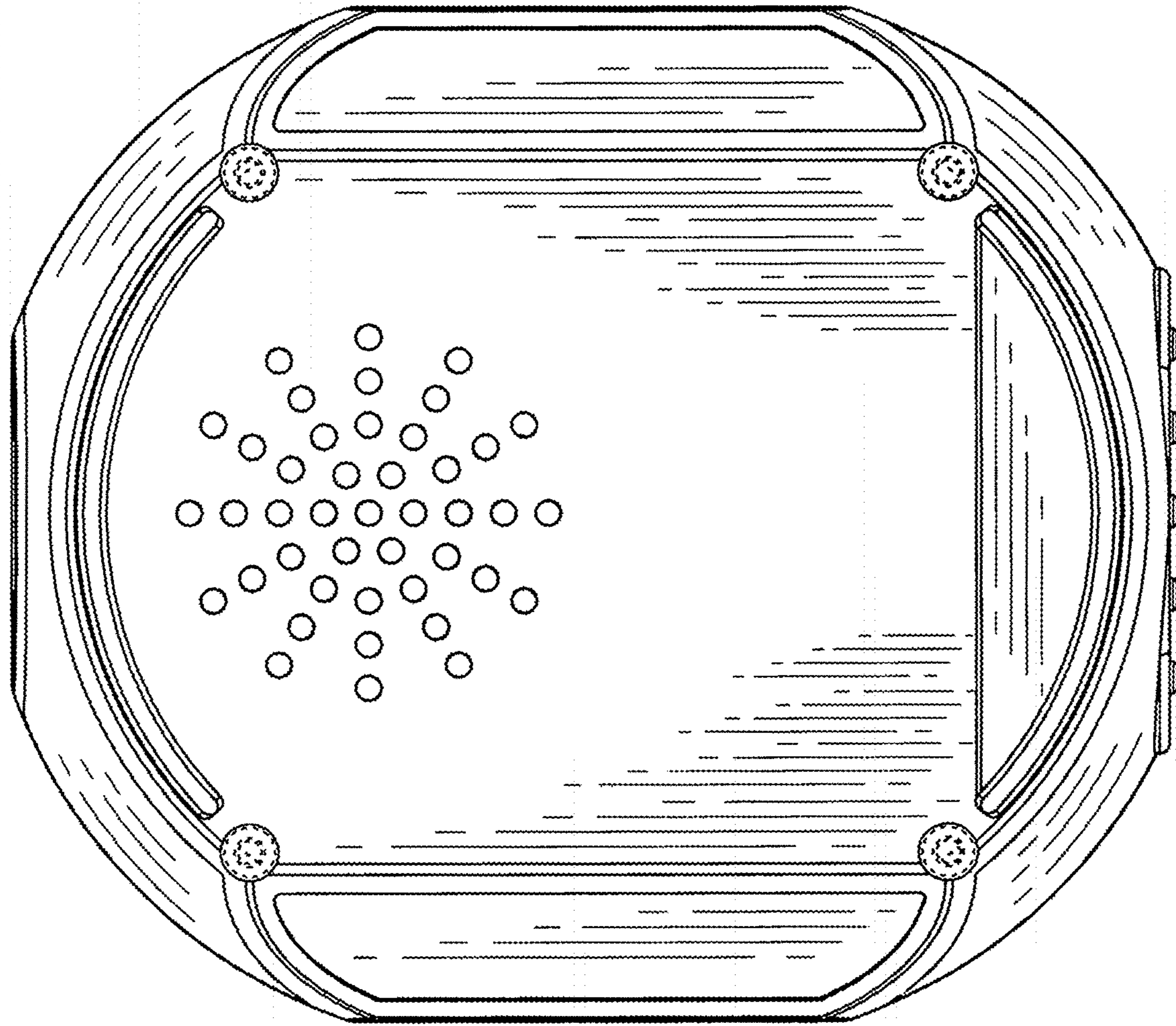


FIG. 8