



US00D956321S

(12) **United States Design Patent** (10) **Patent No.:** **US D956,321 S**
Ellis et al. (45) **Date of Patent:** **** *Jun. 28, 2022**

(54) **LAMP**
(71) Applicant: **Neoz Pty Ltd**, Terrey Hills (AU)
(72) Inventors: **Peter Ellis**, Terrey Hills (AU); **Gabriel Tam**, Terrey Hills (AU)
(73) Assignee: **Neoz Pty Ltd.**, Terrey Hills (AU)
(*) Notice: This patent is subject to a terminal disclaimer.
(**) Term: **15 Years**
(21) Appl. No.: **29/737,016**
(22) Filed: **Jun. 4, 2020**
(30) **Foreign Application Priority Data**
Dec. 5, 2019 (AU) 201916925
(51) **LOC (13) Cl.** **26-05**
(52) **U.S. Cl.**
USPC **D26/104**
(58) **Field of Classification Search**
USPC ... D26/7, 10, 24, 26, 40, 47, 63, 93, 94, 98,
D26/104, 106, 110, 120, 123, 124, 128,
D26/135, 137; D14/172, 188, 496, 509;
D10/104.1, 114.2, 114.5, 114.6, 114.8,
D10/106.5, 119.4; D21/308, 316, 319,
D21/386, 708, 713, 782; D23/377, 385
CPC F21S 6/00; F21S 6/002; F21S 6/003; F21S
8/00; F21S 8/035; F21S 9/00; F21S 9/02;
F21S 9/022; F21V 33/0004; F21V
33/0024; F21W 2131/00; F21W 2131/30;
F21W 2131/205; F21W 2131/406
See application file for complete search history.

D392,407 S * 3/1998 Johnson D26/104
D492,806 S * 7/2004 Hsu D26/40
D495,819 S * 9/2004 Krieger D26/104
D563,594 S * 3/2008 Held D26/110
D581,568 S * 11/2008 Bertken D26/38
D605,337 S * 12/2009 Zhang D26/93
7,934,849 B2 * 5/2011 Ellis F21V 23/04
362/183
D729,434 S * 5/2015 Cugini D26/110
D747,022 S * 1/2016 Leung D26/40
D749,007 S * 2/2016 Shigematsu D10/114.6
D796,725 S * 9/2017 Recker D26/104
D822,264 S * 7/2018 Li D26/104
D823,826 S * 7/2018 Evans D14/159
D832,482 S * 10/2018 Price D26/63
(Continued)

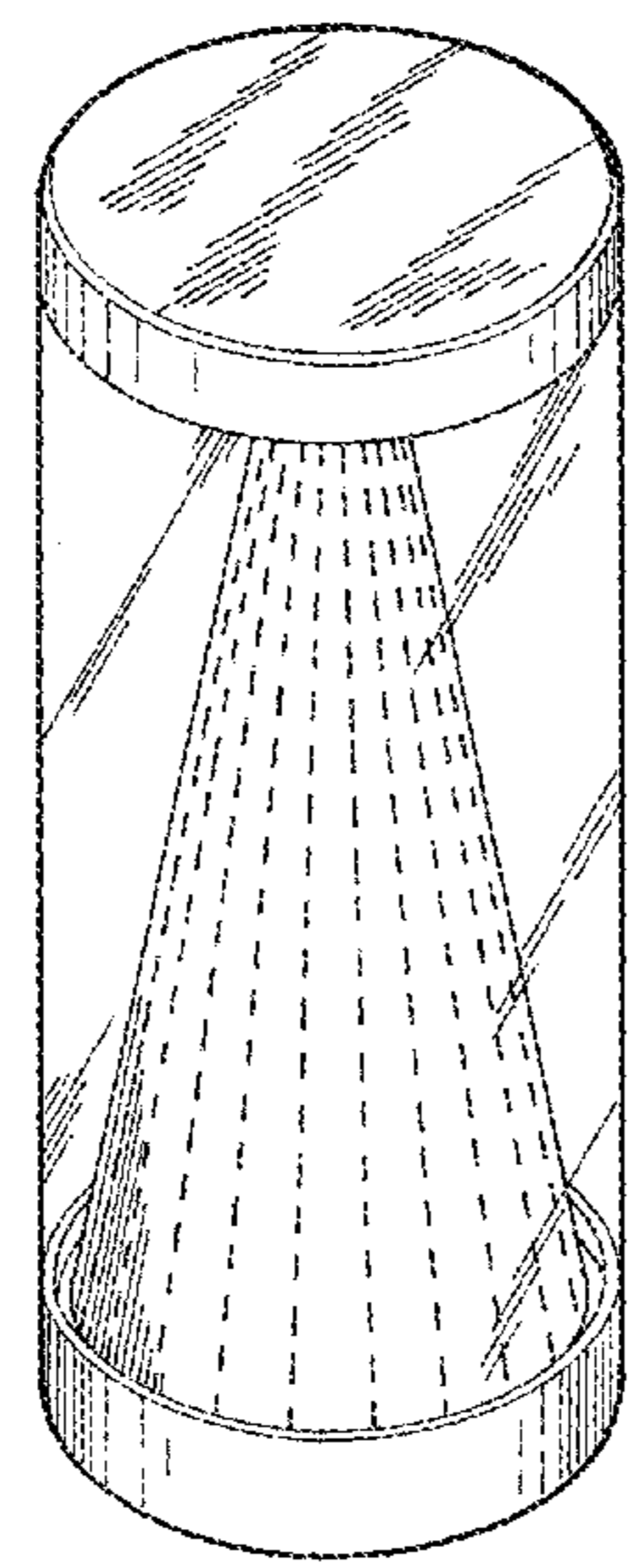
(56) **References Cited**
U.S. PATENT DOCUMENTS
D242,942 S * 1/1977 Brudy D10/111
D328,946 S * 8/1992 Havrilla D23/365

OTHER PUBLICATIONS
Magill lamp <https://neoz.com.au/product/magill/> (Neoz Lighting webpage downloaded on Feb. 11, 2021) (5 pages) (date on sale by the Applicant and/or in public use as of at least 1995).
Primary Examiner — Clint A Samuel
(74) *Attorney, Agent, or Firm* — Finnegan, Henderson, Farabow, Garrett & Dunner, LLP

(57) **CLAIM**
The ornamental design for a lamp, as shown and described.

DESCRIPTION
FIG. 1 is a front, top perspective view of a lamp, showing the new design;
FIG. 2 is a rear, bottom perspective view thereof;
FIG. 3 is a front view thereof; wherein the back, left side, and right side views are identical thereto;
FIG. 4 is a top view thereof; and,
FIG. 5 is a bottom view thereof.
The broken lines of even length shown in the drawings illustrate portions of the lamp that form no part of the claimed design.

1 Claim, 4 Drawing Sheets



(56)

References Cited

U.S. PATENT DOCUMENTS

D840,436	S	*	2/2019	Demin	D14/496
D844,872	S	*	4/2019	Krantz	D26/40
D861,941	S	*	10/2019	Hammer	D26/40
D866,054	S	*	11/2019	Barber	D26/93
D868,761	S	*	12/2019	McWilliam	D14/238.1
D881,886	S	*	4/2020	Bidwell	D14/420
D882,152	S	*	4/2020	Probyn	D26/106
D885,640	S	*	5/2020	Civelekoglu	D26/104
D900,377	S	*	10/2020	Chen	D26/106
D903,931	S	*	12/2020	Guan	D26/110
D914,954	S	*	3/2021	Yang	D26/106
D925,074	S	*	7/2021	Wu	D26/7
D925,810	S	*	7/2021	Yi	D26/110
D925,811	S	*	7/2021	Wang	D26/110
2021/0239287	A1	*	8/2021	Ocegeda Gallaga	F21V 23/06

* cited by examiner

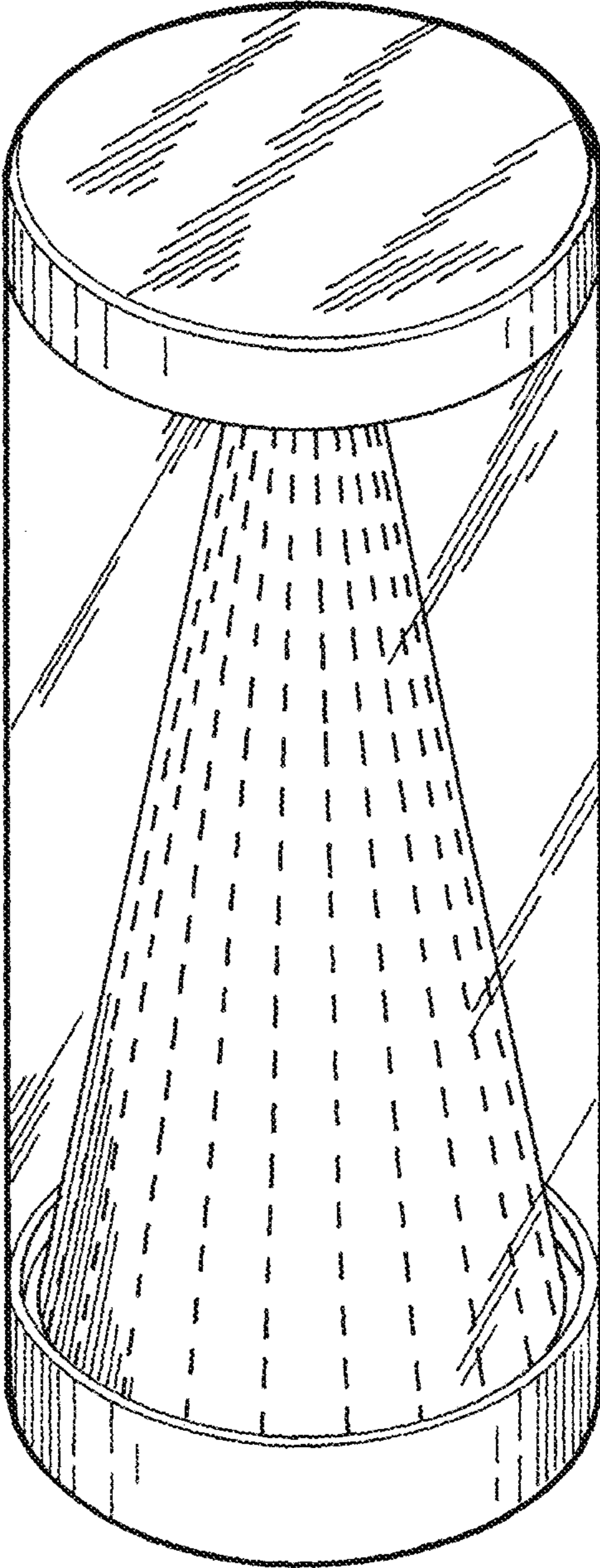


FIG.1

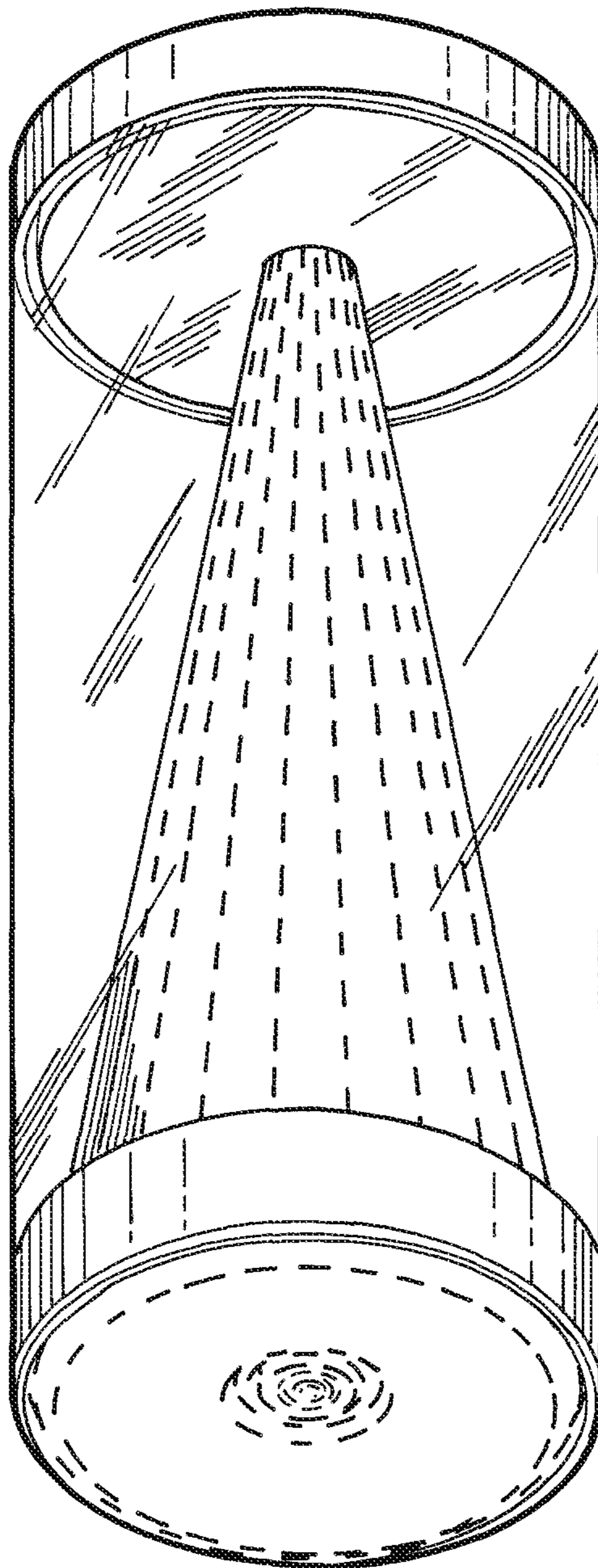


FIG.2

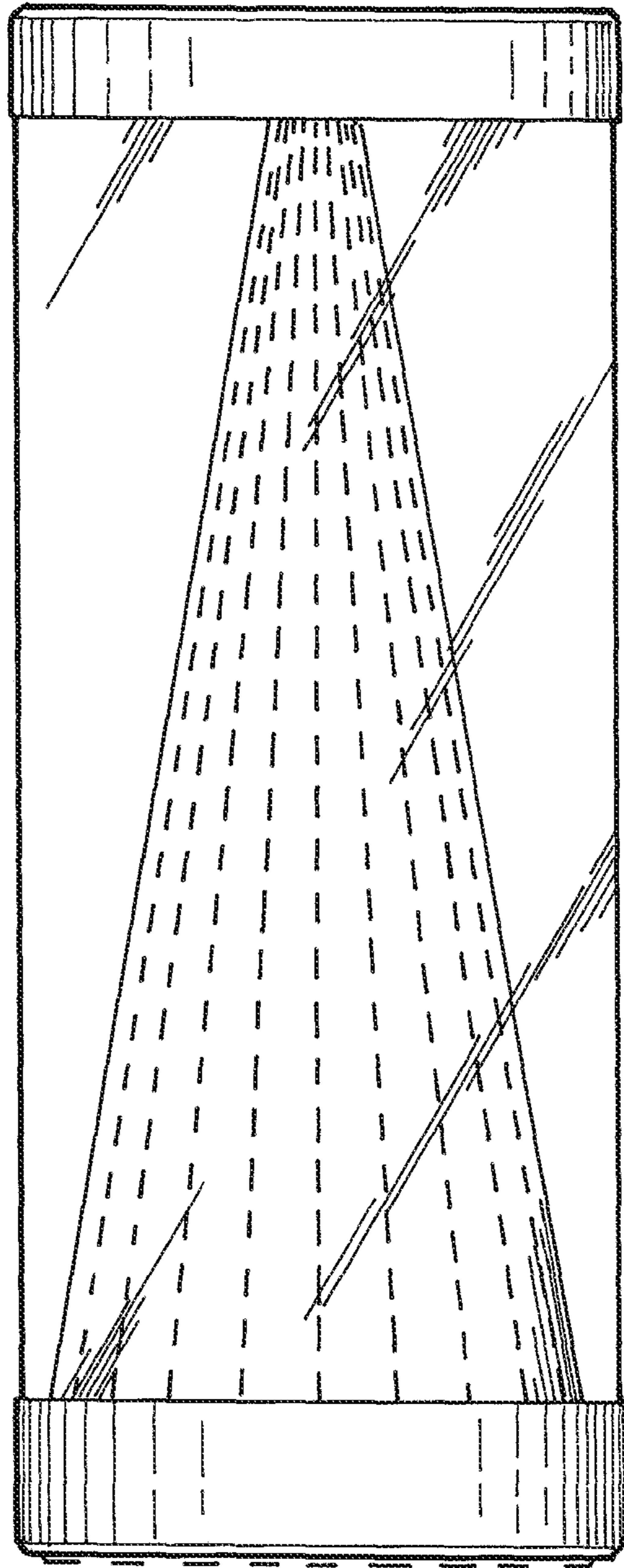


FIG. 3

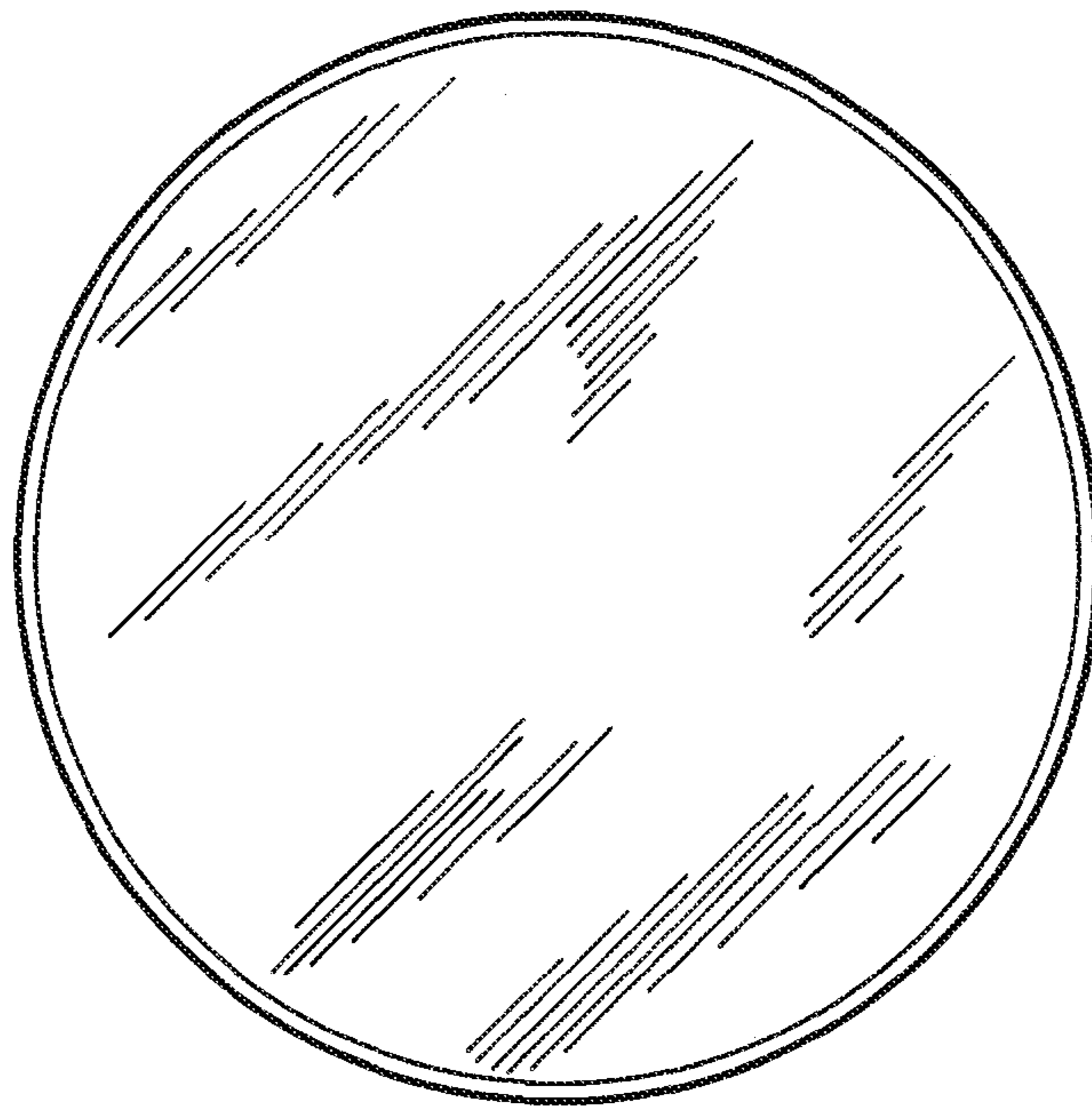


FIG. 4

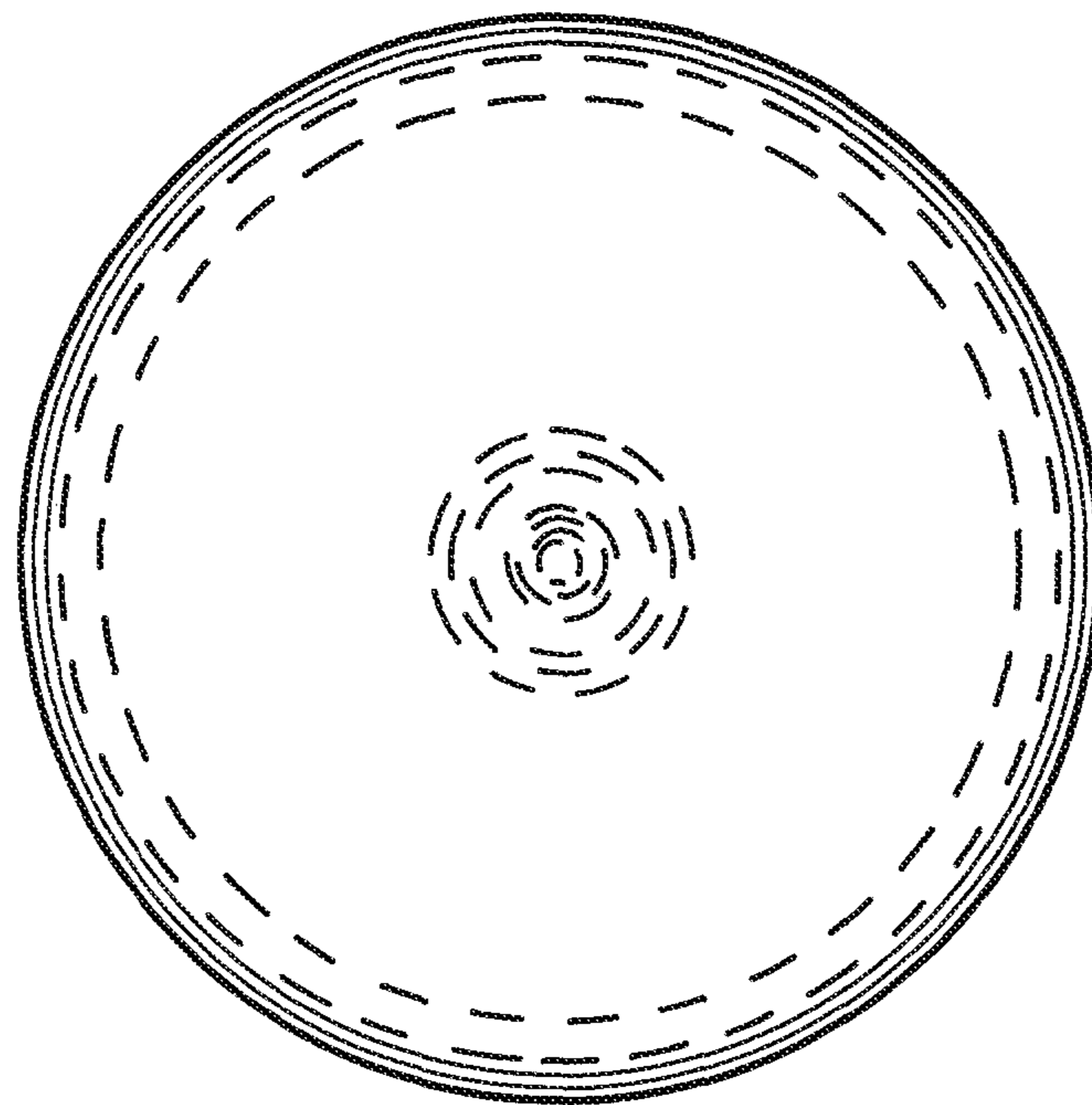


FIG. 5