



US00D956317S

(12) **United States Design Patent**
Ji

(10) **Patent No.:** **US D956,317 S**

(45) **Date of Patent:** **** Jun. 28, 2022**

(54) **STAGE LIGHT**

(71) Applicant: **Shaoqi Ji**, Hunan (CN)

(72) Inventor: **Shaoqi Ji**, Hunan (CN)

(**) Term: **15 Years**

(21) Appl. No.: **29/737,532**

(22) Filed: **Jun. 10, 2020**

(51) **LOC (13) Cl.** **26-05**

(52) **U.S. Cl.**
USPC **D26/94**

(58) **Field of Classification Search**

USPC ... D26/7, 10, 24, 26, 40, 47, 63, 93, 94, 98,
D26/104, 106, 110, 120, 123, 124, 128,
D26/135, 137; D14/172, 188, 496, 509;
D10/104.1, 106.5, 114.2, 114.5, 114.6,
D10/114.8, 119.4; D21/308, 316, 319,
D21/386, 708, 713, 782; D23/377, 385
CPC F21S 6/00; F21S 6/002; F21S 6/003; F21S
8/00; F21S 8/035; F21S 9/00; F21S 9/02;
F21S 9/022; F21V 33/0004; F21V
33/0024; F21W 2131/00; F21W 2131/30;
F21W 2131/205; F21W 2131/406
See application file for complete search history.

(56) **References Cited**

U.S. PATENT DOCUMENTS

D357,386 S * 4/1995 Jones D21/713
D373,628 S 9/1996 DiSandro
D448,513 S 9/2001 Sehl
D551,376 S 9/2007 Nunes
D626,873 S * 11/2010 Castle D10/119.4
D640,808 S 6/2011 Weiser
D685,127 S 6/2013 Reich et al.
D717,690 S * 11/2014 Modderman D11/124

D747,416 S * 1/2016 Zawitz D21/318
D782,753 S * 3/2017 Eisenbarth D30/160
D802,188 S 11/2017 Chan
D861,962 S 10/2019 Smith
D861,966 S * 10/2019 Wang D26/110
D885,251 S * 5/2020 Hartloff D11/157
D889,730 S * 7/2020 Lin D26/110
D890,406 S * 7/2020 Chen D26/104
D893,060 S * 8/2020 Israni D26/24
D900,353 S * 10/2020 Yi D26/24
D900,376 S * 10/2020 Wang D26/104
D901,747 S * 11/2020 Lin D26/94
D919,876 S * 5/2021 Ouyang D26/110
D927,768 S * 8/2021 Xu D26/110
D928,387 S * 8/2021 Jian D26/110
D930,212 S * 9/2021 Liu D26/63

* cited by examiner

Primary Examiner — Clint A Samuel

(57) **CLAIM**

The ornamental design for a stage light, as shown and described.

DESCRIPTION

FIG. 1 is a perspective view of a stage light showing my new design;
FIG. 2 is a front elevational view thereof;
FIG. 3 is a rear elevational view thereof;
FIG. 4 is a left side elevational view thereof;
FIG. 5 is a right side elevational view thereof;
FIG. 6 is a top plan view thereof;
FIG. 7 is a bottom plan view thereof; and,
FIG. 8 is an exploded perspective view thereof, showing the state of opening the lampshade.
The broken lines in the drawings depict portions of the stage light that form no part of the claimed design.

1 Claim, 8 Drawing Sheets





FIG. 1



FIG. 2



FIG. 3



FIG. 4



FIG. 5




FIG. 6

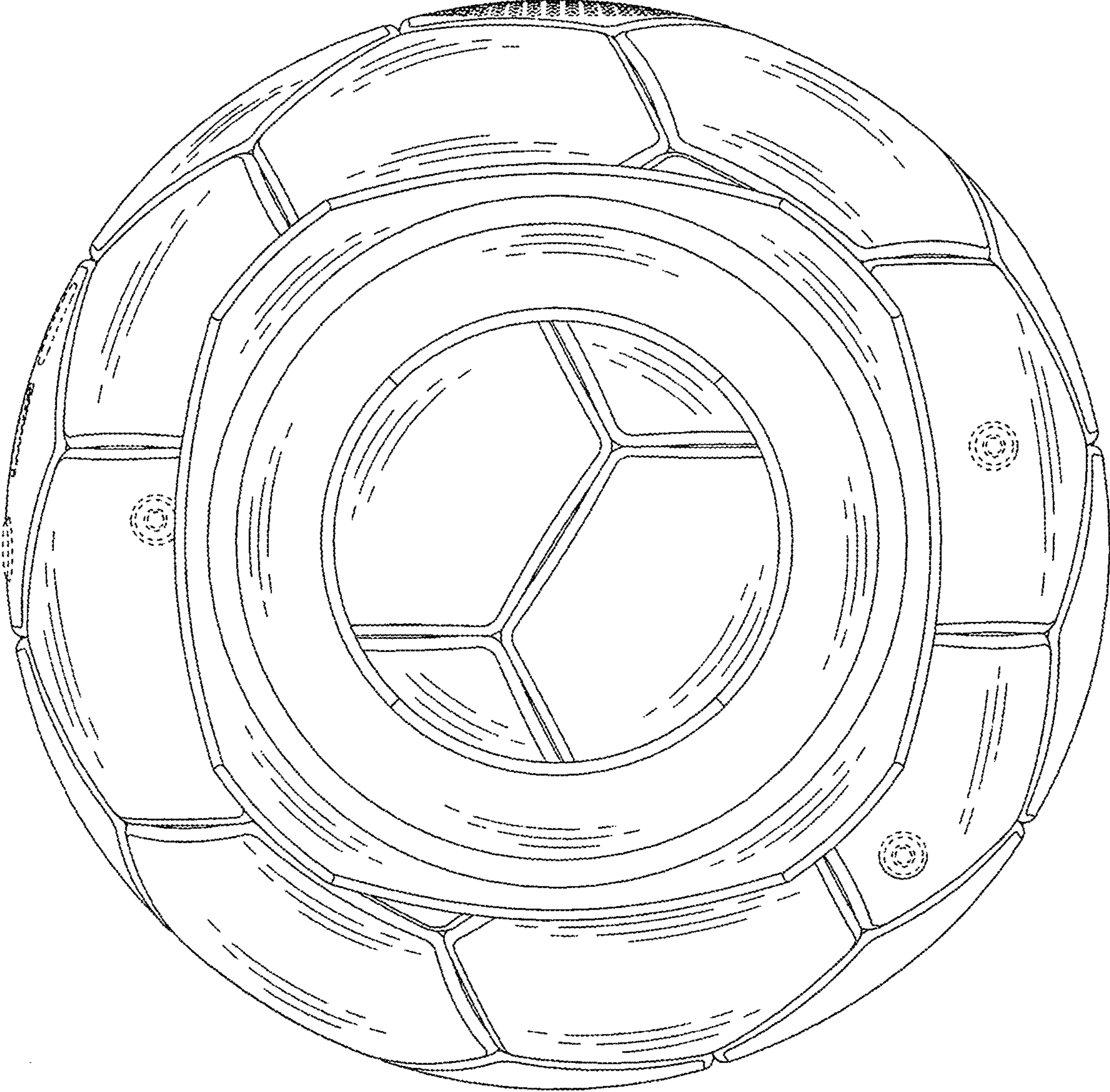


FIG. 7




FIG. 8