



US00D956314S

(12) **United States Design Patent** (10) **Patent No.:** **US D956,314 S**
Cui (45) **Date of Patent:** **** Jun. 28, 2022**

(54) **TOUCH CONTROL TABLE LAMP**
(71) Applicant: **Chang Lin Cui**, Mudanjiang (CN)
(72) Inventor: **Chang Lin Cui**, Mudanjiang (CN)
(**) Term: **15 Years**
(21) Appl. No.: **29/767,394**
(22) Filed: **Jan. 22, 2021**
(51) **LOC (13) Cl.** **26-05**
(52) **U.S. Cl.**
USPC **D26/93**
(58) **Field of Classification Search**
USPC D26/24, 34, 73, 93, 98, 106, 107, 108,
D26/109, 110
CPC F21S 6/00; F21S 6/002; F21S 6/003; F21S
6/004; F21S 6/005; F21S 6/006; F21S
12/00; F21S 12/12; F21V 21/02; F21V
21/04; F21V 21/06; F21V 1/00; F21V
1/02; F21V 3/00; F21V 3/02; F21W
2131/30; F21W 2131/3005
See application file for complete search history.

D625,459 S * 10/2010 Brusemini D26/110
D647,242 S * 10/2011 Staples D26/110
D659,889 S * 5/2012 Sabernig D26/110
D745,206 S * 12/2015 Clark D26/104
D751,749 S * 3/2016 Lovegrove D26/93
D772,472 S 11/2016 Velez et al.
9,651,229 B1 * 5/2017 Huang F16B 47/00
D800,954 S * 10/2017 Hsu D26/112
D819,596 S * 6/2018 Sun D14/211
D836,824 S * 12/2018 Laviani D26/110
D850,702 S * 6/2019 Yang D26/110
D873,477 S * 1/2020 Zeng D26/149
D879,360 S * 3/2020 Zeng D26/110
D880,757 S * 4/2020 Laviani D26/93
D882,154 S * 4/2020 Zheng D26/110
D896,430 S * 9/2020 Kim D26/93
D914,956 S * 3/2021 Chen D26/107
D925,098 S * 7/2021 Luo D26/93
2020/0038540 A1 * 2/2020 Lee A61L 9/032

* cited by examiner

Primary Examiner — Clint A Samuel

(57) **CLAIM**

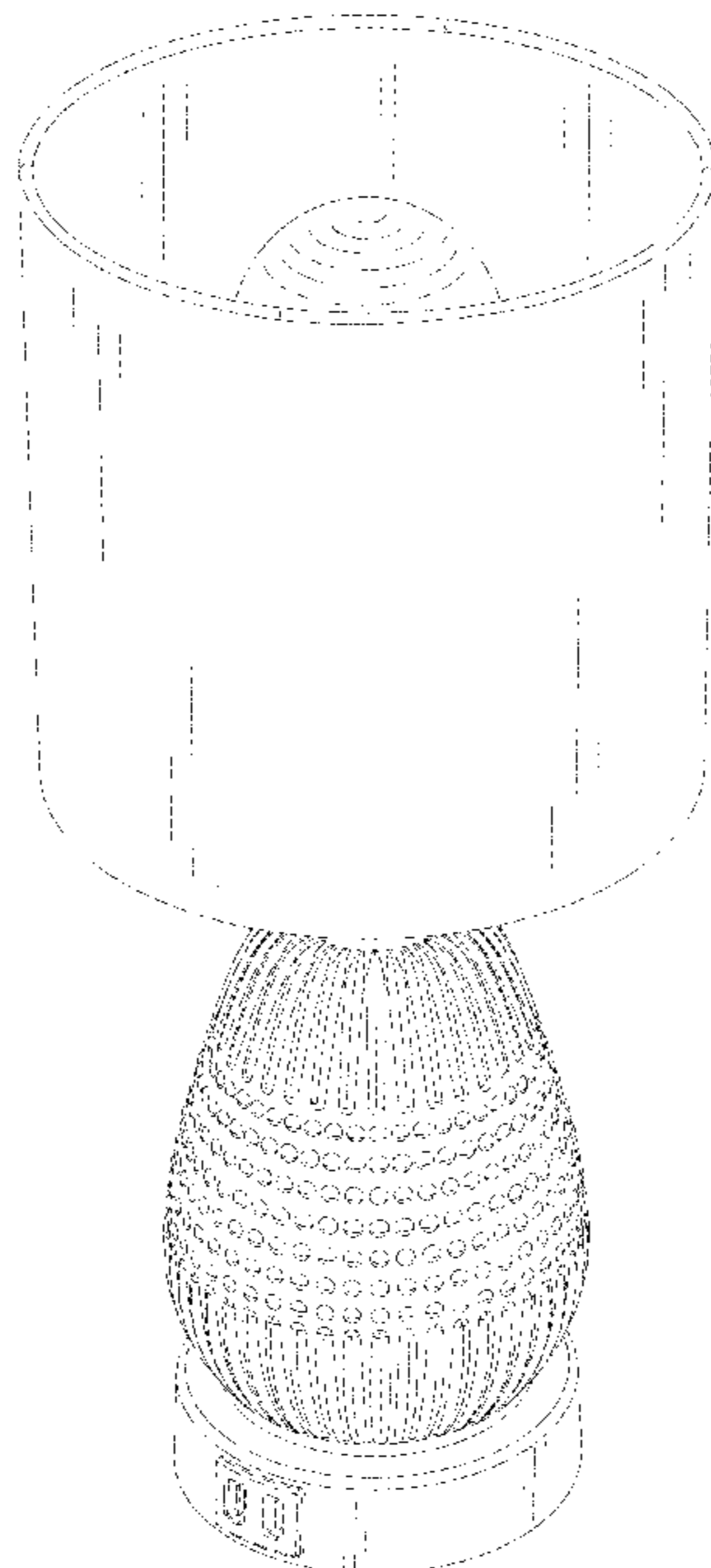
The ornamental design for a touch control table lamp, as shown and described.

DESCRIPTION

FIG. 1 is a perspective view of a touch control table lamp showing my new design;
FIG. 2 is a front elevational view thereof;
FIG. 3 is a rear elevational view thereof;
FIG. 4 is a left side elevational view thereof;
FIG. 5 is a right side elevational view thereof;
FIG. 6 is a top plan view thereof; and,
FIG. 7 is a bottom plan view thereof.
The broke lines in the drawings depict portions of the touch control table lamp that form no part of the claimed design.

1 Claim, 7 Drawing Sheets

(56) **References Cited**
U.S. PATENT DOCUMENTS
D453,230 S * 1/2002 Hsu D26/98
D453,234 S 1/2002 Hsu
D536,125 S * 1/2007 Dolan D26/110
D545,989 S * 7/2007 Starck D26/112
D587,837 S * 3/2009 Schonbek D26/128
D590,092 S * 4/2009 Starck D26/93
D595,008 S * 6/2009 Starck D26/93
D597,703 S * 8/2009 Starck D26/108
D612,531 S * 3/2010 Smith D26/137
D625,040 S * 10/2010 Starck D26/106
D625,041 S * 10/2010 Starck D26/106



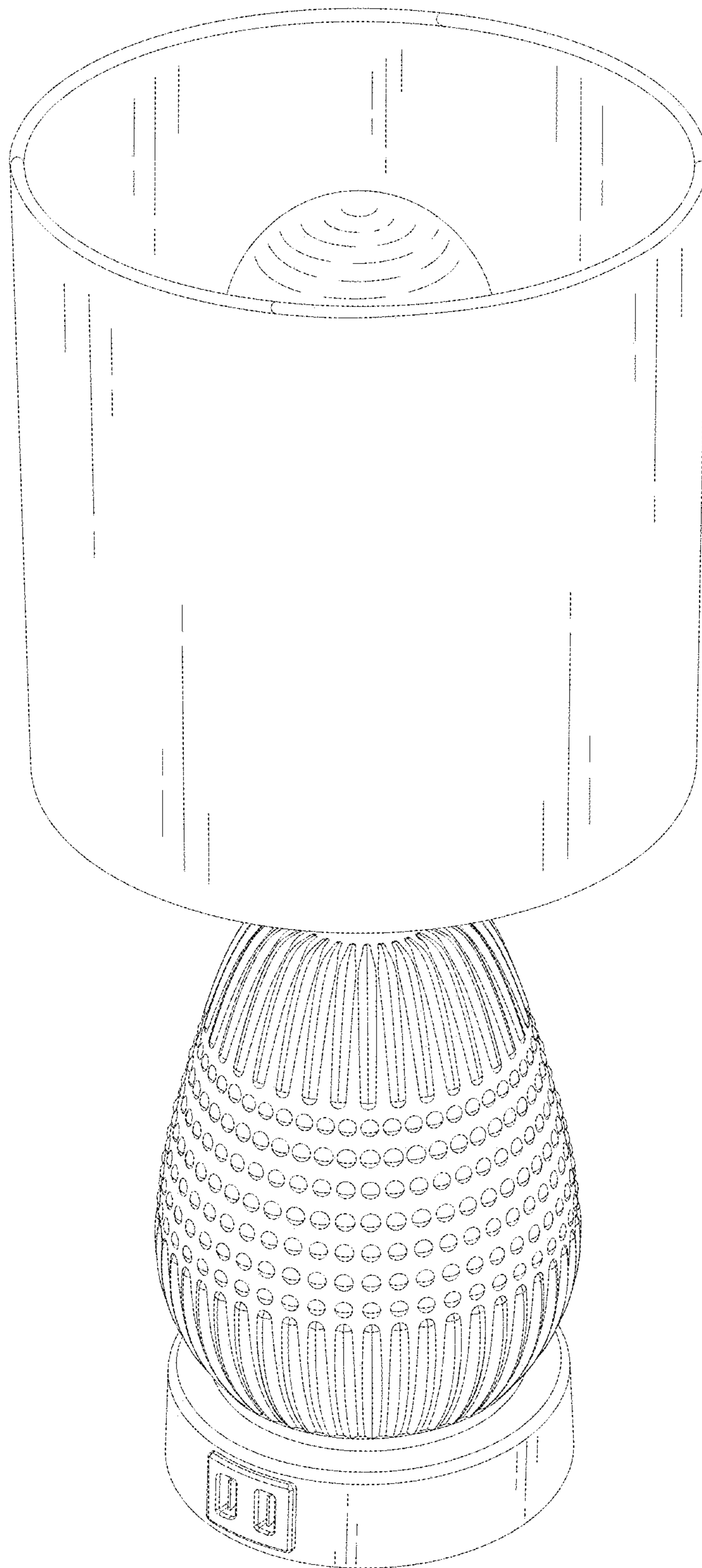


FIG. 1

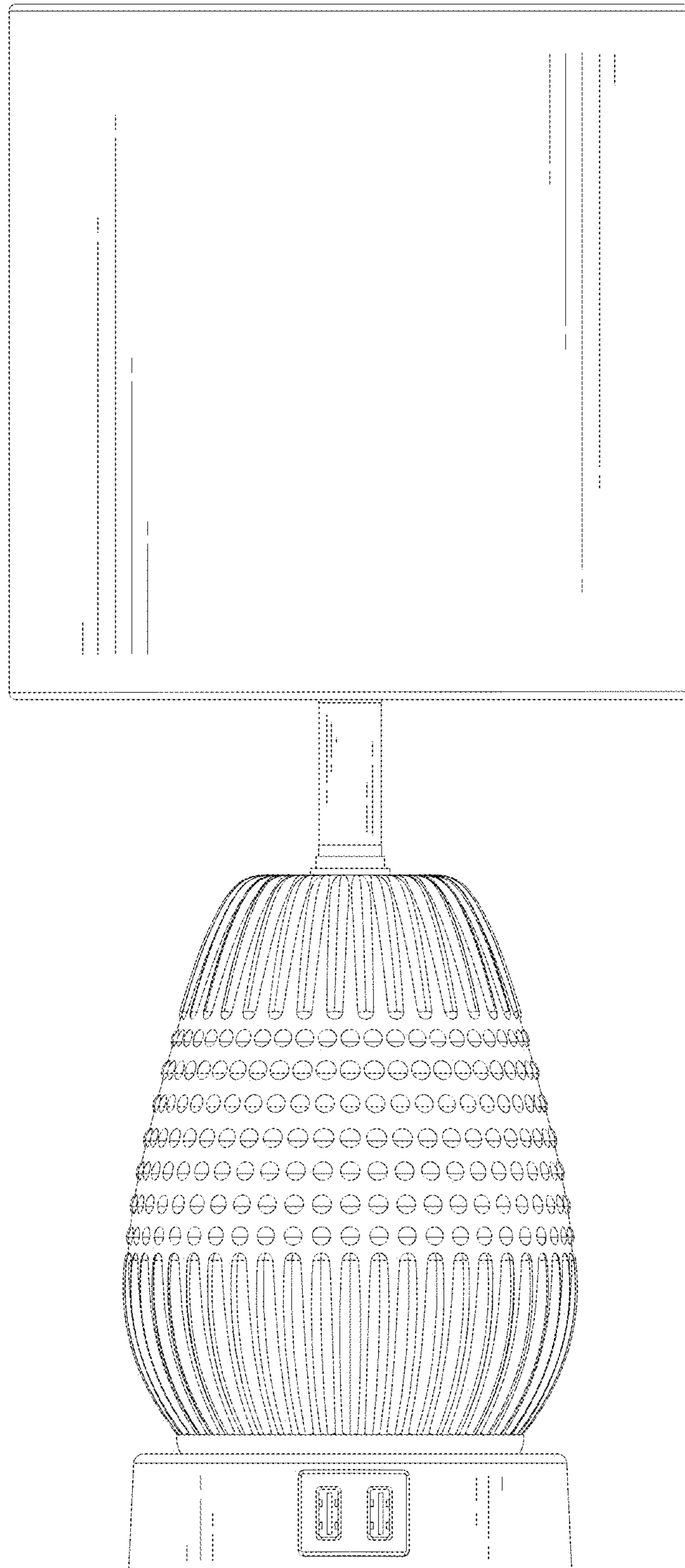


FIG. 2

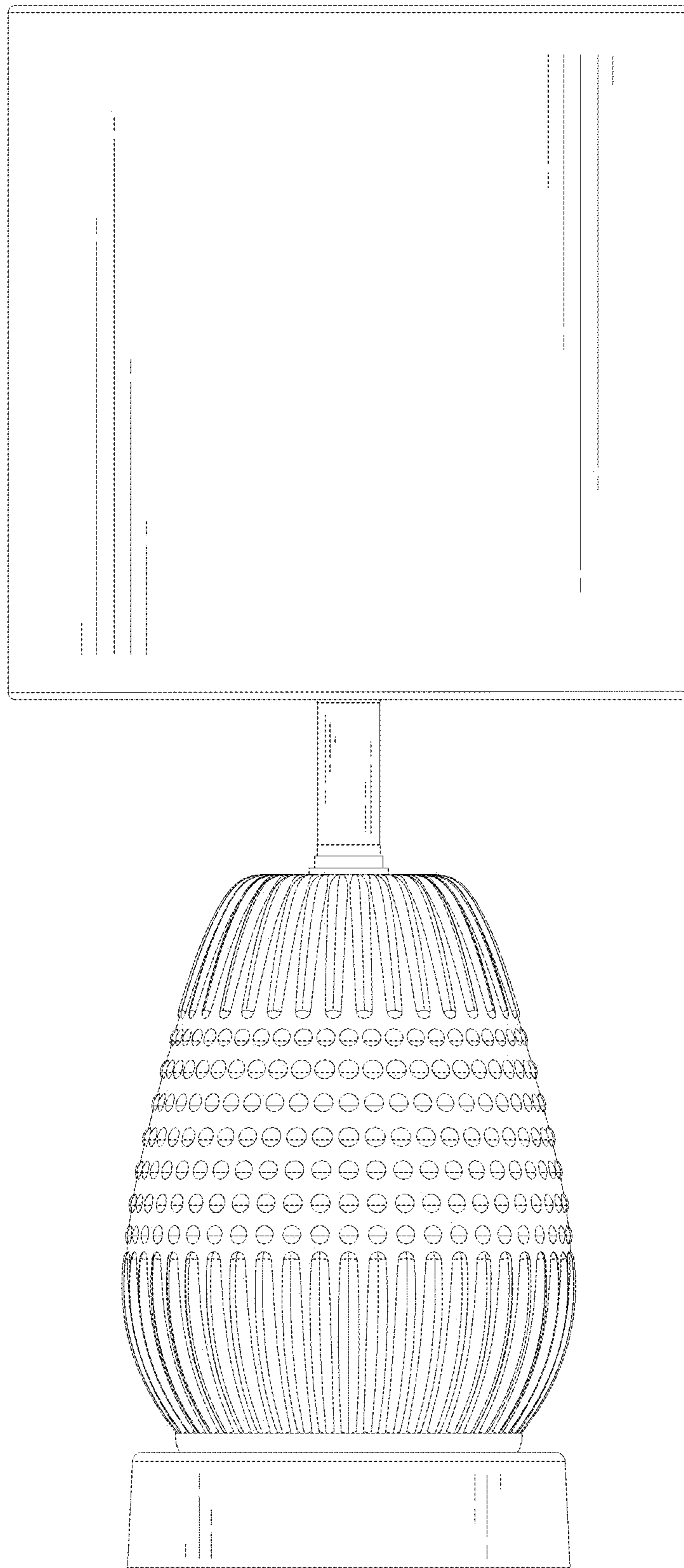


FIG. 3

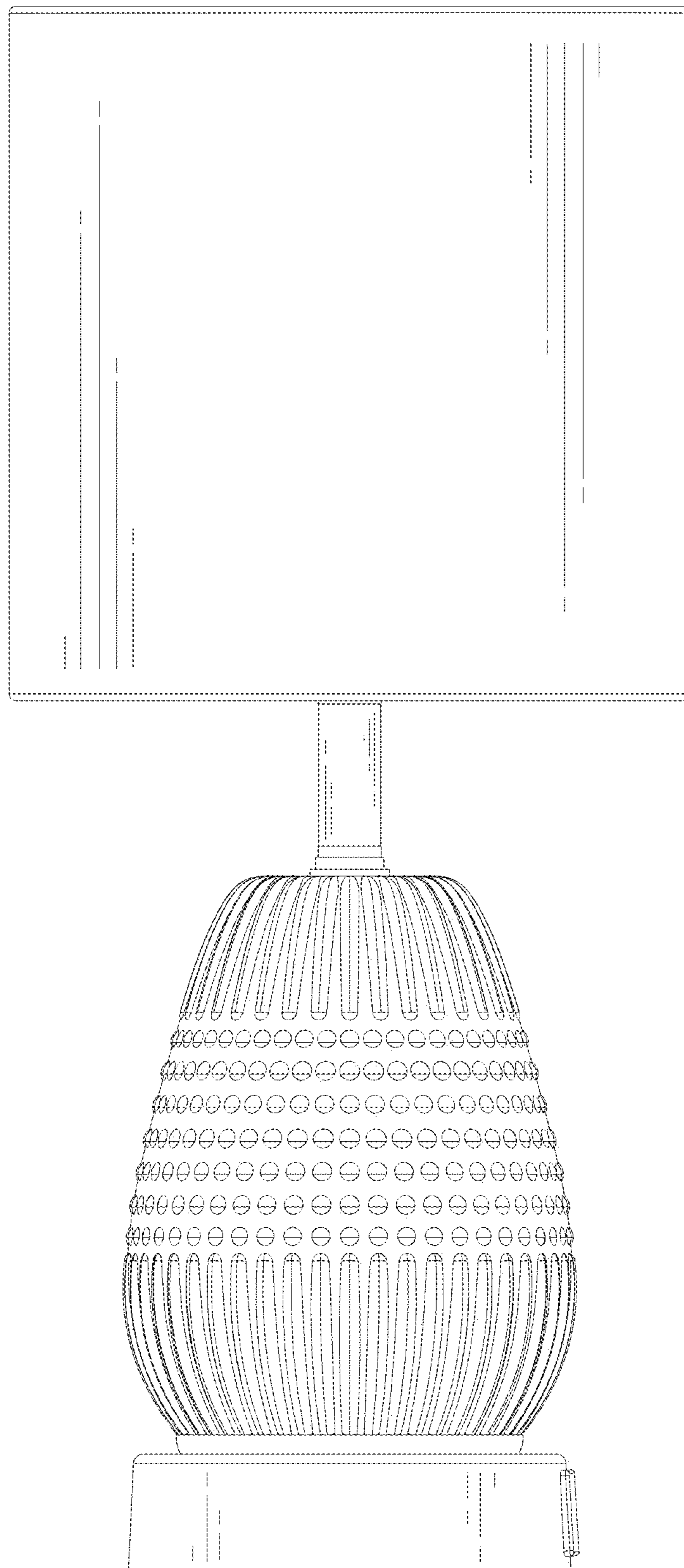


FIG. 4

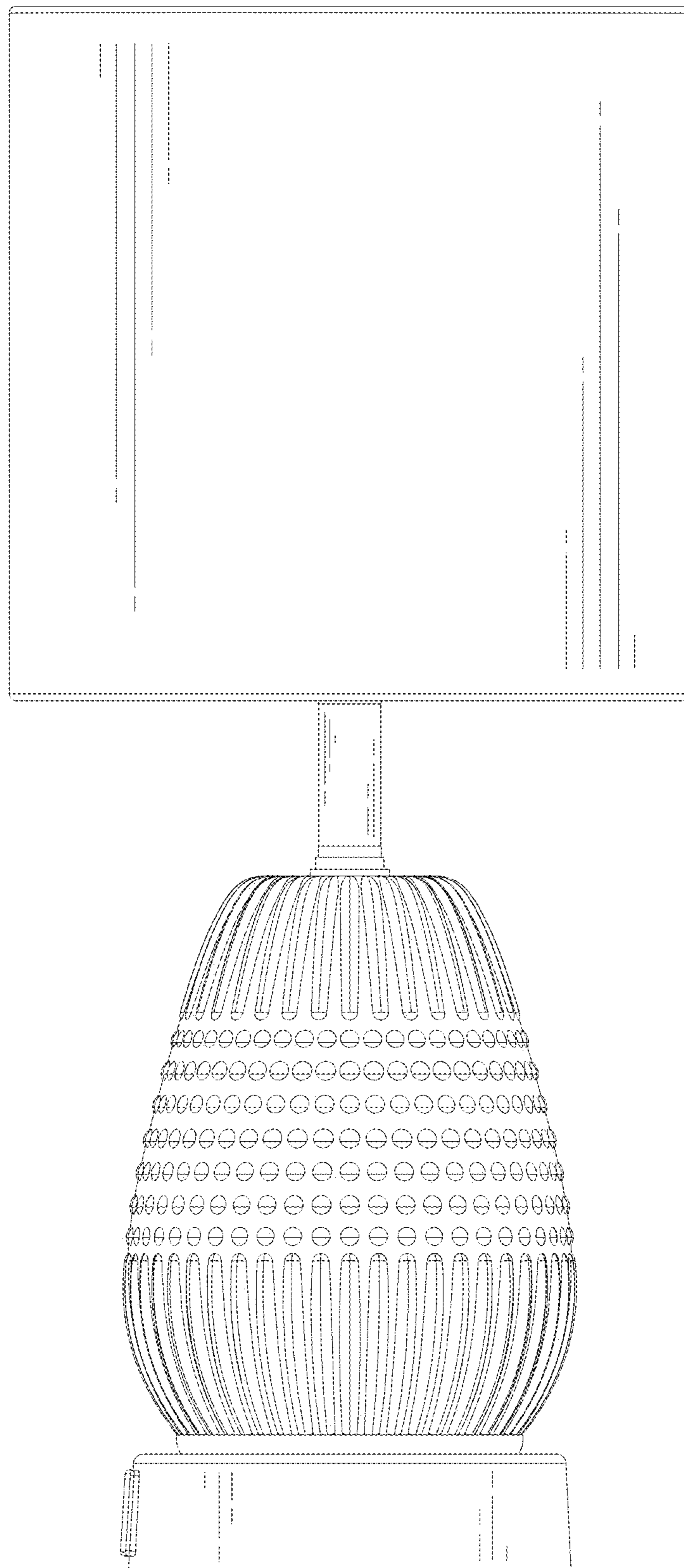


FIG. 5

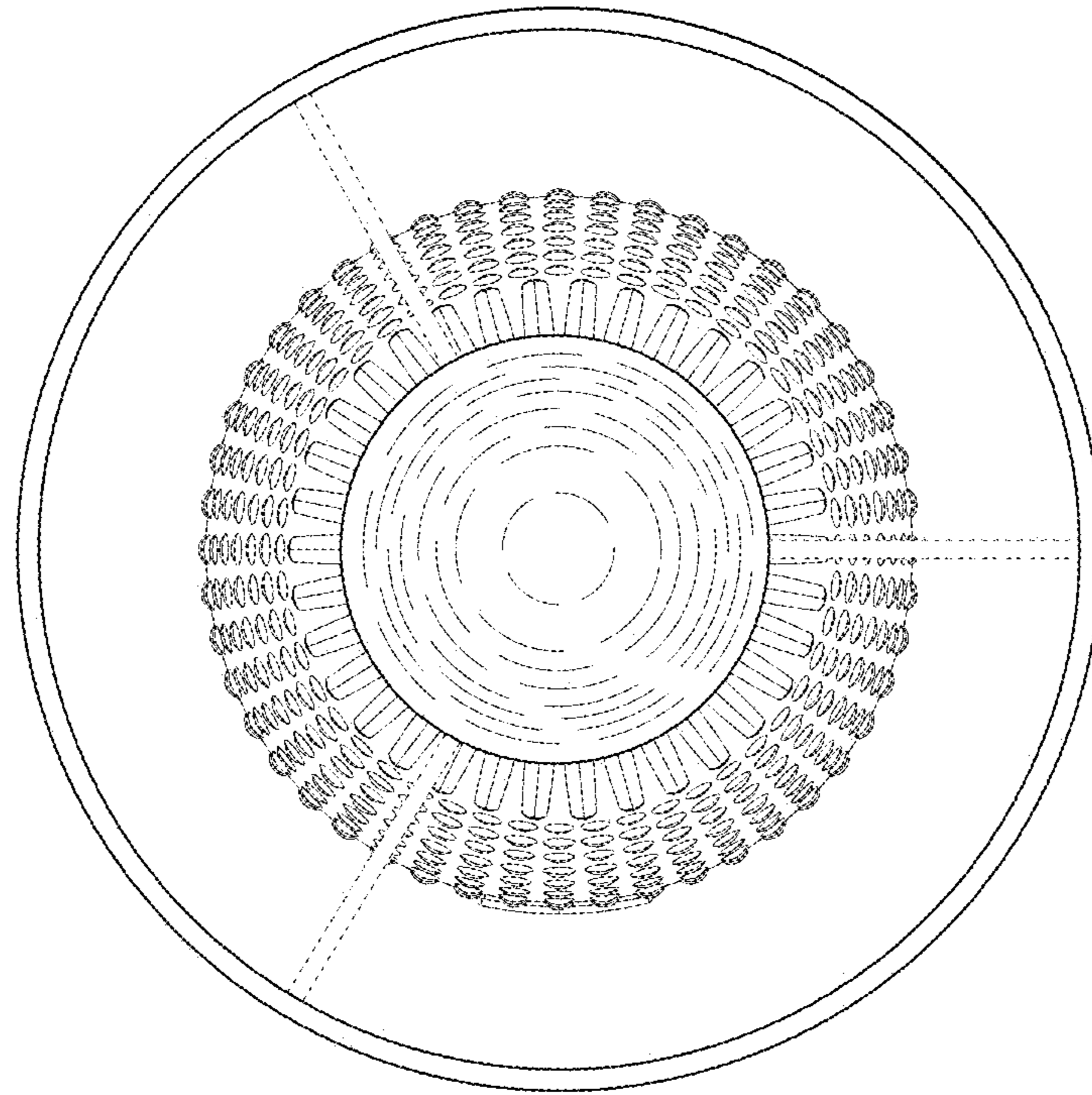


FIG. 6

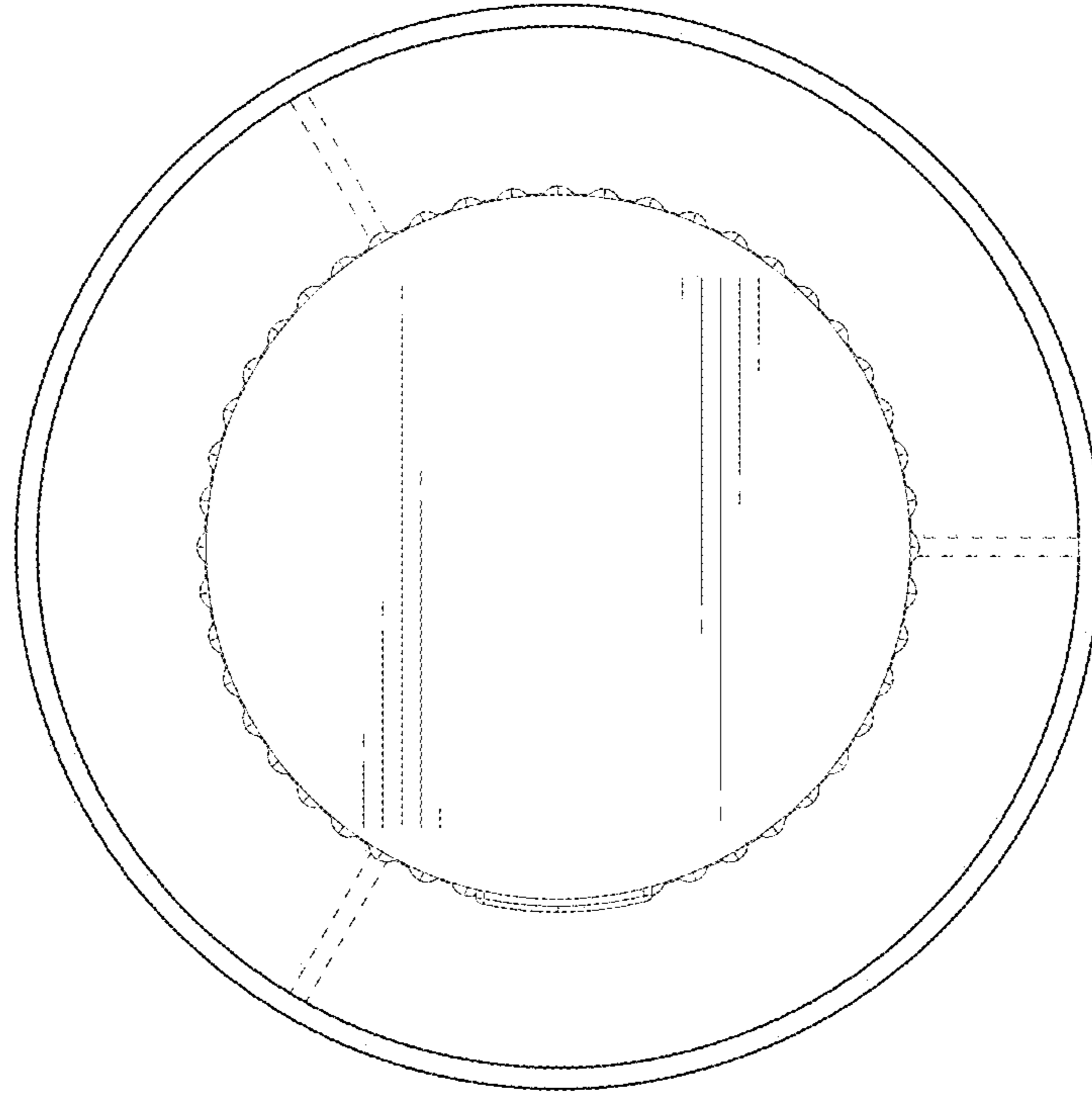


FIG. 7