



US00D956311S

(12) **United States Design Patent**  
**Esteve Cambra**

(10) **Patent No.:** **US D956,311 S**  
(45) **Date of Patent:** **\*\* Jun. 28, 2022**

- (54) **LAMP**
- (71) Applicant: **Luziferlamps, S.L.**, Chiva (ES)
- (72) Inventor: **Ramon Esteve Cambra**, Valencia (ES)
- (73) Assignee: **Luziferlamps, S.L.**, Chiva (ES)
- (\*\*) Term: **15 Years**
- (21) Appl. No.: **29/707,942**
- (22) Filed: **Oct. 2, 2019**

D609,852 S *	2/2010	Stoepker	.....	D26/107
D632,003 S *	2/2011	Jordan	.....	D26/88
D642,321 S *	7/2011	Eusterbrock	.....	D26/106
8,931,192 B2 *	1/2015	Acworth	.....	F21V 1/00
				40/554
D733,348 S *	6/2015	Dolan	.....	D26/93
D769,985 S *	10/2016	Roberts	.....	D21/453
D832,012 S *	10/2018	Figueira	.....	D6/696.1
D857,280 S *	8/2019	Starck	.....	D26/93
D872,347 S *	1/2020	Probyn	.....	D26/106
D878,664 S *	3/2020	De Majo	.....	D26/93
D888,321 S *	6/2020	Smrstick	.....	D26/93
D925,098 S *	7/2021	Luo	.....	D26/93
2015/0366020 A1 *	12/2015	Park	.....	F21V 23/0442
				362/234

(30) **Foreign Application Priority Data**

Apr. 2, 2019 (EM) ..... 006367231-0011

(51) **LOC (13) Cl.** ..... **26-05**

(52) **U.S. Cl.**  
USPC ..... **D26/93**

(58) **Field of Classification Search**  
USPC ..... D26/19, 24, 51, 61, 62, 72, 85, 93, 94,  
D26/97, 101, 106, 107, 108, 110, 112  
CPC .... F21S 6/00; F21S 6/002; F21S 6/003; F21S  
6/004; F21S 6/005; F21S 6/006; F21S  
6/007; F21S 6/008; F21S 9/02; F21V  
1/00; F21V 1/02; F21V 1/08; F21W  
2131/00; F21W 2131/30; F21W 2131/301

See application file for complete search history.

(56) **References Cited**

**U.S. PATENT DOCUMENTS**

D589,641 S *	3/2009	Sabernig	.....	D26/93
D590,093 S *	4/2009	Starck	.....	D26/93

\* cited by examiner

*Primary Examiner* — Clint A Samuel

(74) *Attorney, Agent, or Firm* — Collard & Roe, P.C.

(57) **CLAIM**

The ornamental design for a lamp, as shown and described.

**DESCRIPTION**

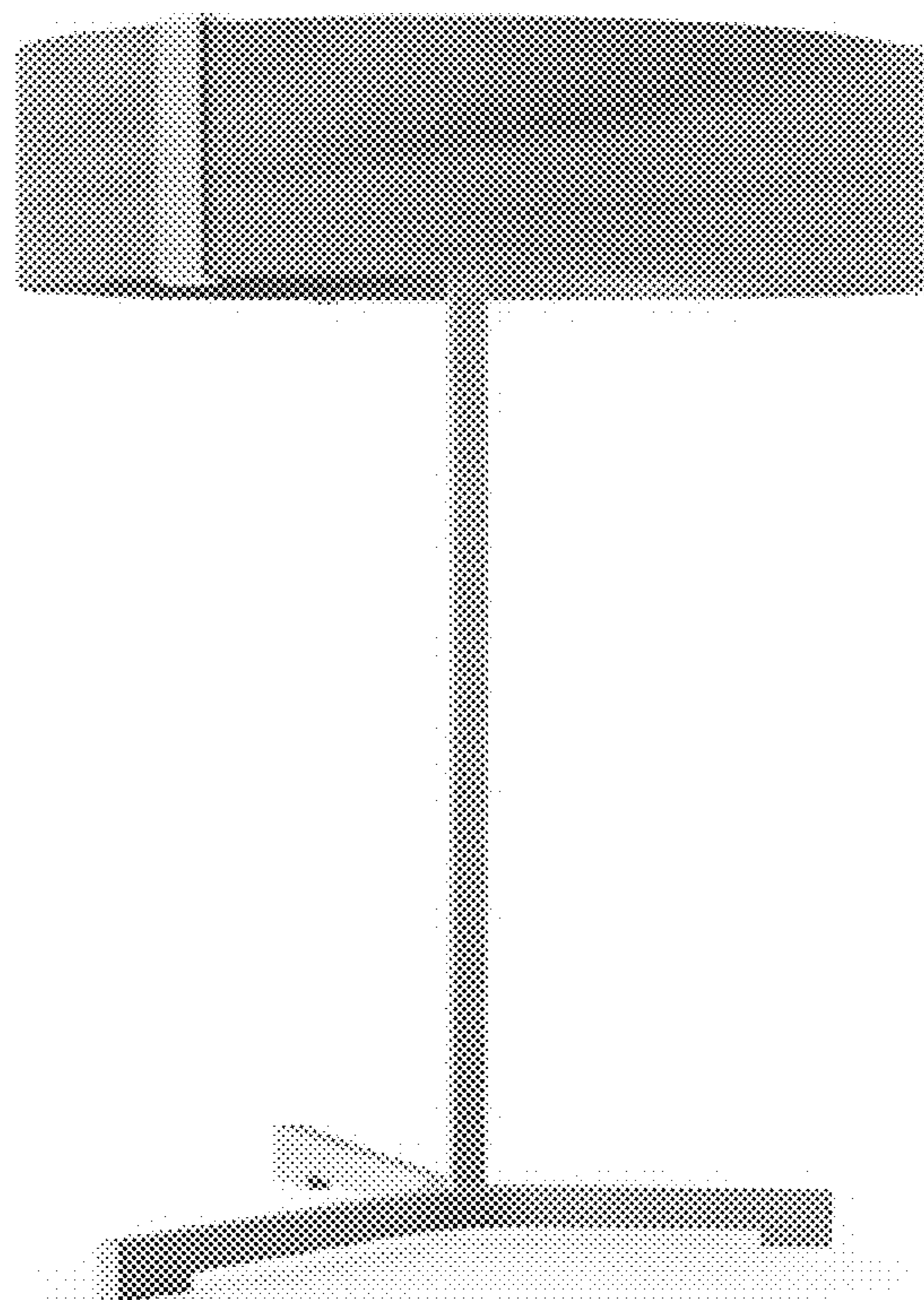
FIG. 1 is a front and right side perspective view of a lamp, showing my new design;

FIG. 2 is a top perspective view thereof;

FIG. 3 is a bottom perspective view thereof; and,

FIG. 4 is a rear view thereof.

**1 Claim, 4 Drawing Sheets**






FIG. 1




FIG. 2



FIG. 3



FIG. 4