



US00D956275S

(12) **United States Design Patent** (10) **Patent No.:** **US D956,275 S**
Zhao (45) **Date of Patent:** **** Jun. 28, 2022**

(54) **UNDERWATER LIGHT**
(71) Applicant: **Jialin Zhao**, Guizhou Province (CN)
(72) Inventor: **Jialin Zhao**, Guizhou Province (CN)
(**) Term: **15 Years**
(21) Appl. No.: **29/731,274**
(22) Filed: **Apr. 14, 2020**
(51) **LOC (13) Cl.** **26-03**
(52) **U.S. Cl.**
USPC **D26/24**
(58) **Field of Classification Search**
USPC ... D26/7, 10, 24, 26, 40, 47, 63, 93, 94, 98,
D26/104, 106, 110, 120, 123, 124, 128,
D26/135, 137; D14/172, 188, 496, 509;
D10/104.1, 106.5, 114.2, 114.5, 114.6,
D10/114.8, 119.4; D21/308, 316, 319,
D21/386, 708, 713, 782; D23/377, 385
CPC F21S 6/00; F21S 6/002; F21S 6/003; F21S
8/00; F21S 8/035; F21S 9/00; F21S 9/02;
F21S 9/022; F21V 33/0004; F21V
33/0024; F21W 2131/00; F21W 2131/30;
F21W 2131/205; F21W 2131/406
See application file for complete search history.

(56) **References Cited**
U.S. PATENT DOCUMENTS
D392,407 S * 3/1998 Johnson D26/104
D561,925 S * 2/2008 Levine D26/72
D691,311 S * 10/2013 Chen D26/40
D736,449 S * 8/2015 Getty D26/110
D742,041 S * 10/2015 Garcia D26/24
D746,166 S * 12/2015 Li D10/104.1
D777,367 S * 1/2017 Ma D26/104
D784,585 S * 4/2017 Philips D26/63

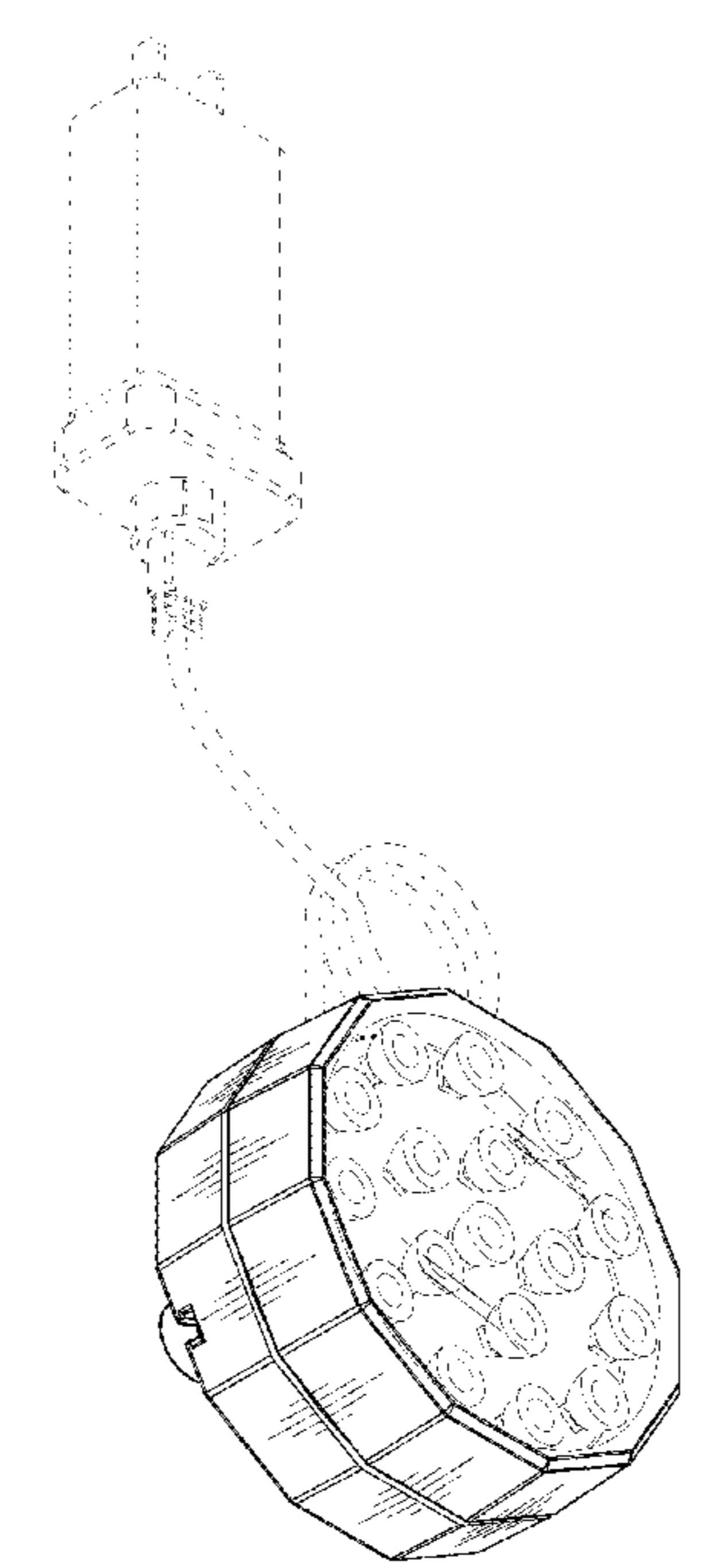
D791,374 S * 7/2017 Liang D26/24
D803,410 S * 11/2017 Im D24/187
D826,441 S * 8/2018 Fuller D26/52
D840,582 S * 2/2019 Liu D26/104
D866,815 S * 11/2019 Wang D26/24
D867,626 S * 11/2019 Song D26/24
D878,639 S * 3/2020 Luo D26/24
D895,175 S * 9/2020 Li D26/24
D898,958 S * 10/2020 Xiao D26/24
D911,560 S * 2/2021 Hu D26/24
D915,639 S * 4/2021 Zhao D26/1
D917,092 S * 4/2021 Zhang D26/110
D920,543 S * 5/2021 Wei D26/24
D920,566 S * 5/2021 Wei D26/110
D922,665 S * 6/2021 Feng D26/110
D927,045 S * 8/2021 Li D26/110

* cited by examiner
Primary Examiner — Clint A Samuel
(74) *Attorney, Agent, or Firm* — Li & Cai Intellectual
Property (USA) Office

(57) **CLAIM**
The ornamental design for an underwater light, as shown
and described.

DESCRIPTION
FIG. 1 is a front, left and bottom perspective view of an
underwater light showing my new design;
FIG. 2 is a front elevational view thereof;
FIG. 3 is a rear elevational view thereof;
FIG. 4 is a left side elevational view thereof;
FIG. 5 is a right side elevational view thereof;
FIG. 6 is a top plan view thereof; and,
FIG. 7 is a bottom plan view thereof.
The broken lines in the drawing depict portions of the
underwater light that form no part of the claimed design.

1 Claim, 5 Drawing Sheets



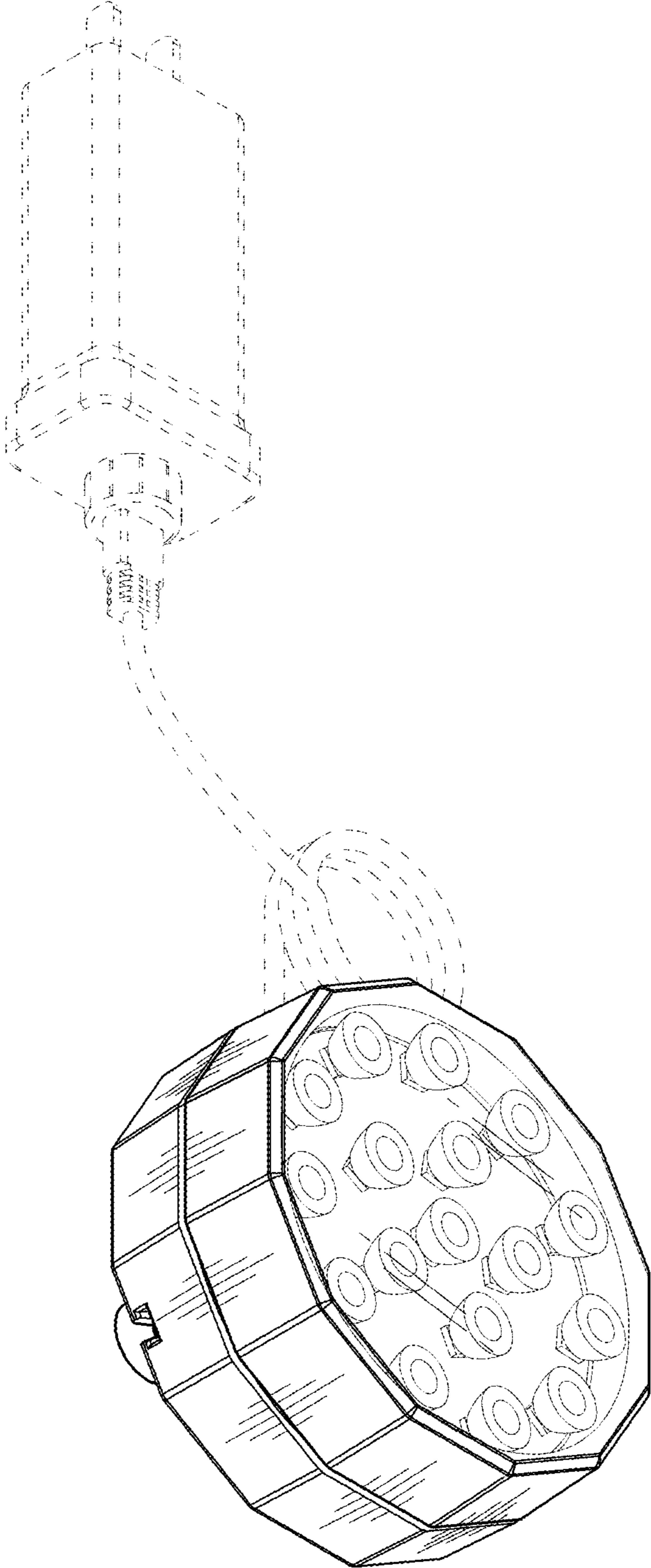


FIG. 1

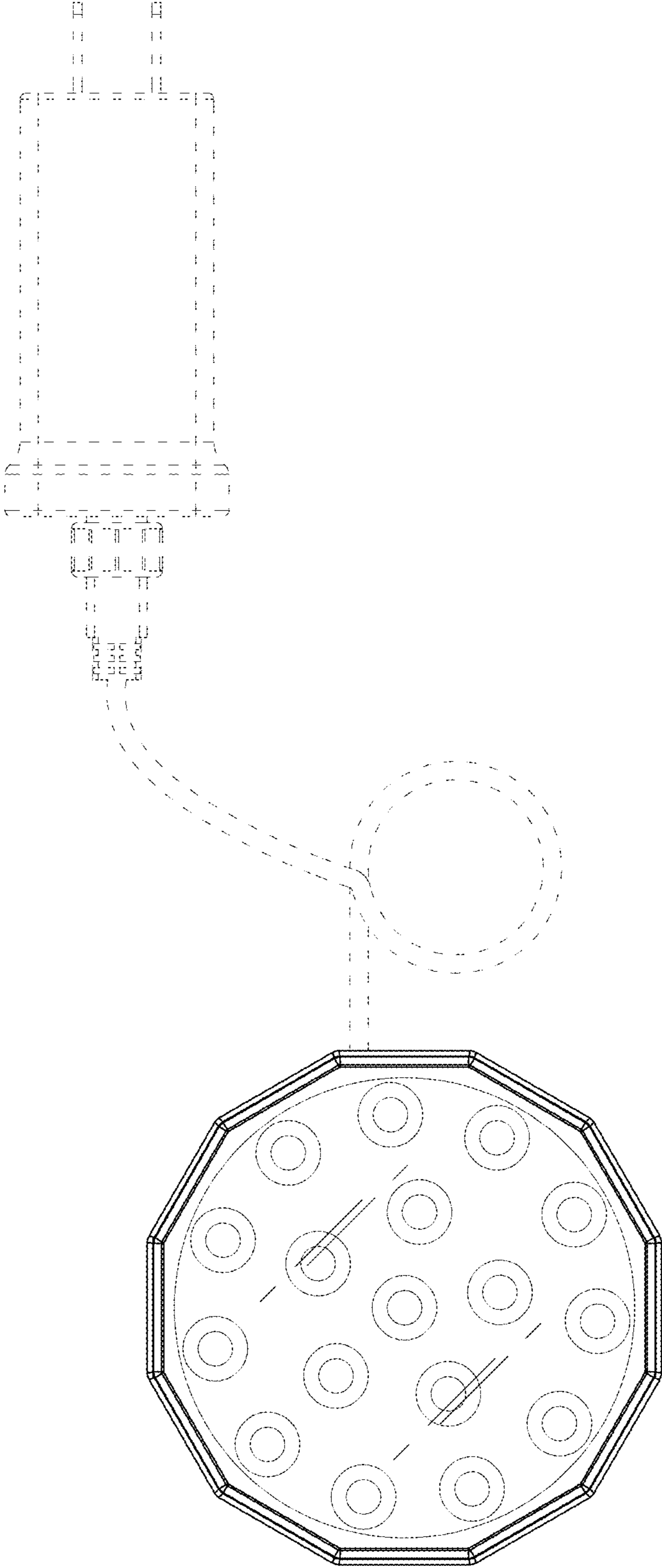


FIG. 2

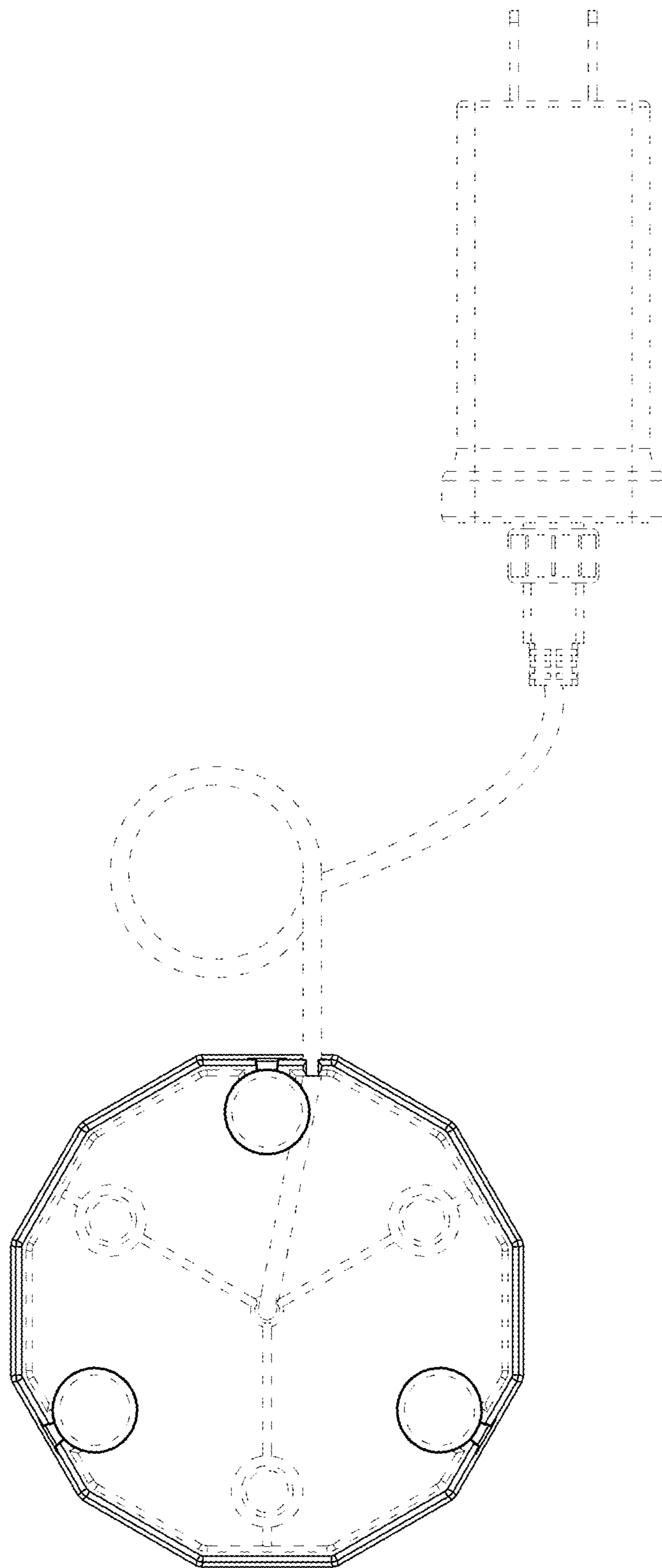


FIG. 3

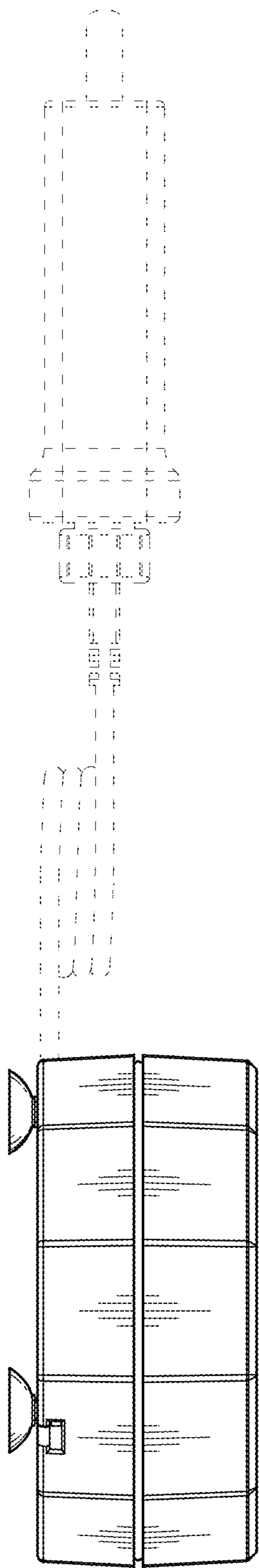


FIG. 4

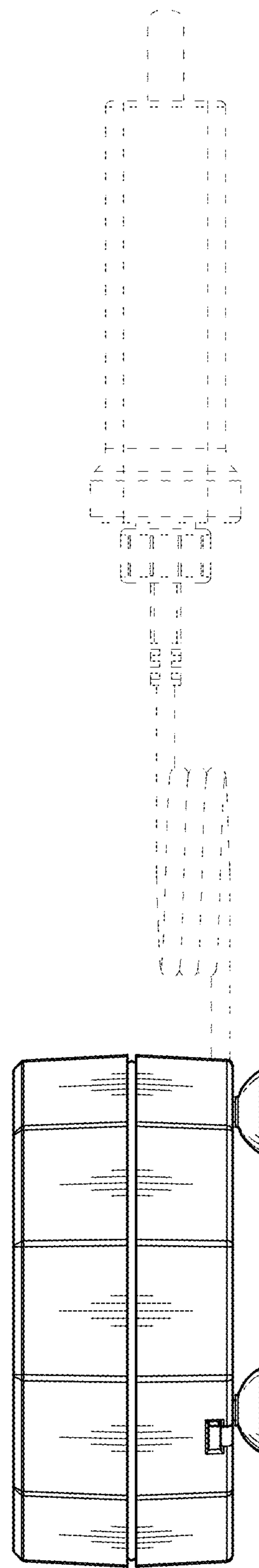


FIG. 5

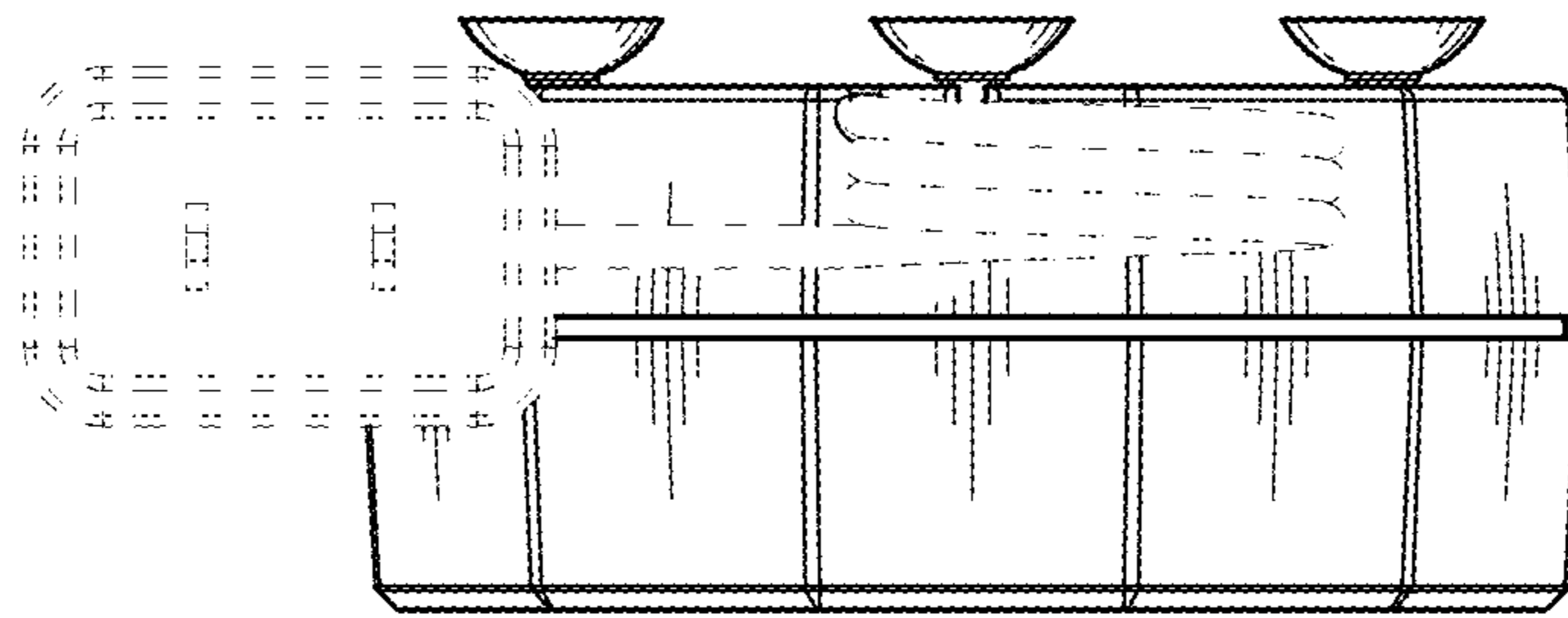


FIG. 6

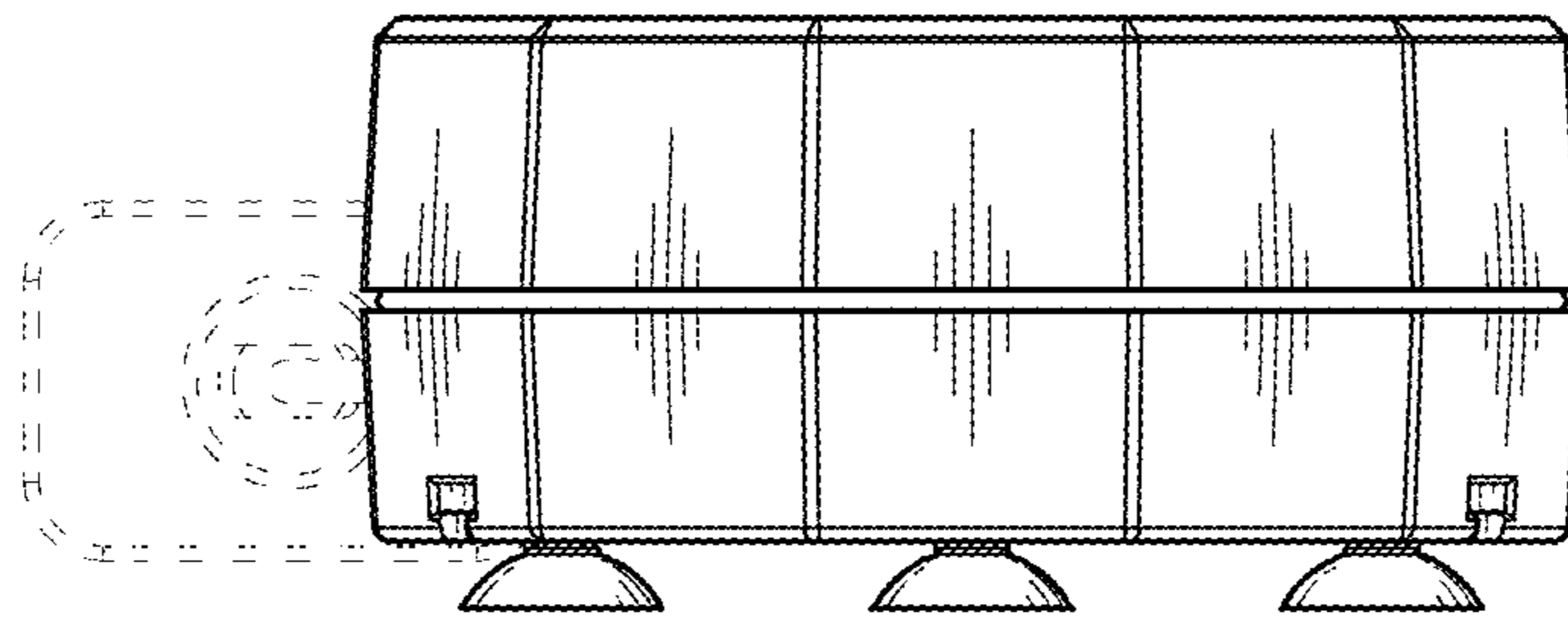


FIG. 7