



US00D956265S

(12) **United States Design Patent**
Slaker et al.

(10) **Patent No.:** **US D956,265 S**
(45) **Date of Patent:** **** Jun. 28, 2022**

(54) **SLEEP ASSISTANCE DEVICE**

(71) Applicant: **ME Solutions LLC**, Laguna Niguel, CA (US)

(72) Inventors: **Victoria Slaker**, San Francisco, CA (US); **Kainoa Kwon-Perez**, San Francisco, CA (US)

(73) Assignee: **ME Solutions LLC**, Laguna Niguel, CA (US)

(**) Term: **15 Years**

(21) Appl. No.: **29/738,661**

(22) Filed: **Jun. 18, 2020**

(51) **LOC (13) Cl.** **24-99**

(52) **U.S. Cl.**
USPC **D24/231; D23/366**

(58) **Field of Classification Search**
USPC D24/104, 163, 164, 217, 230, 231, 232, D24/233; D26/3, 26, 93, 104, 138, 152; D23/366

(Continued)

(56) **References Cited**

U.S. PATENT DOCUMENTS

D694,746 S * 12/2013 Akana D14/314
D696,763 S * 12/2013 Li D23/366

(Continued)

FOREIGN PATENT DOCUMENTS

CN 202030456518.2 * 4/2021

OTHER PUBLICATIONS

Amazon, "Domybest 9W", first available May 29, 2019. (<https://www.amazon.in/Xiaomi-Mijia-Smart-Bedside-Control/dp/B07SFDVV5L>) (Year: 2019).*

(Continued)

Primary Examiner — Lauren D McVey

Assistant Examiner — Justin A Johnson

(74) *Attorney, Agent, or Firm* — Fish IP Law, LLP

(57) **CLAIM**

The ornamental design for a sleep assistance device, as shown and described.

DESCRIPTION

FIG. 1 is a front elevation view of a sleep assistance device, with shading to show a transparent or translucent upper half. FIG. 2 is a rear elevation view of the sleep assistance device of FIG. 1, with shading to show a transparent or translucent upper half.

FIG. 3 is a left-side elevation view of the sleep assistance device of FIG. 1, with shading to show a transparent or translucent upper half.

FIG. 4 is a top view of the sleep assistance device of FIG. 1, with shading to show a transparent or translucent upper half.

FIG. 5 is a top, front, left perspective view of the sleep assistance device of FIG. 1, with shading to show a transparent or translucent upper half.

FIG. 6 is a front elevation view of another embodiment of the sleep assistance device of FIG. 1, with shading to show a transparent or translucent upper half.

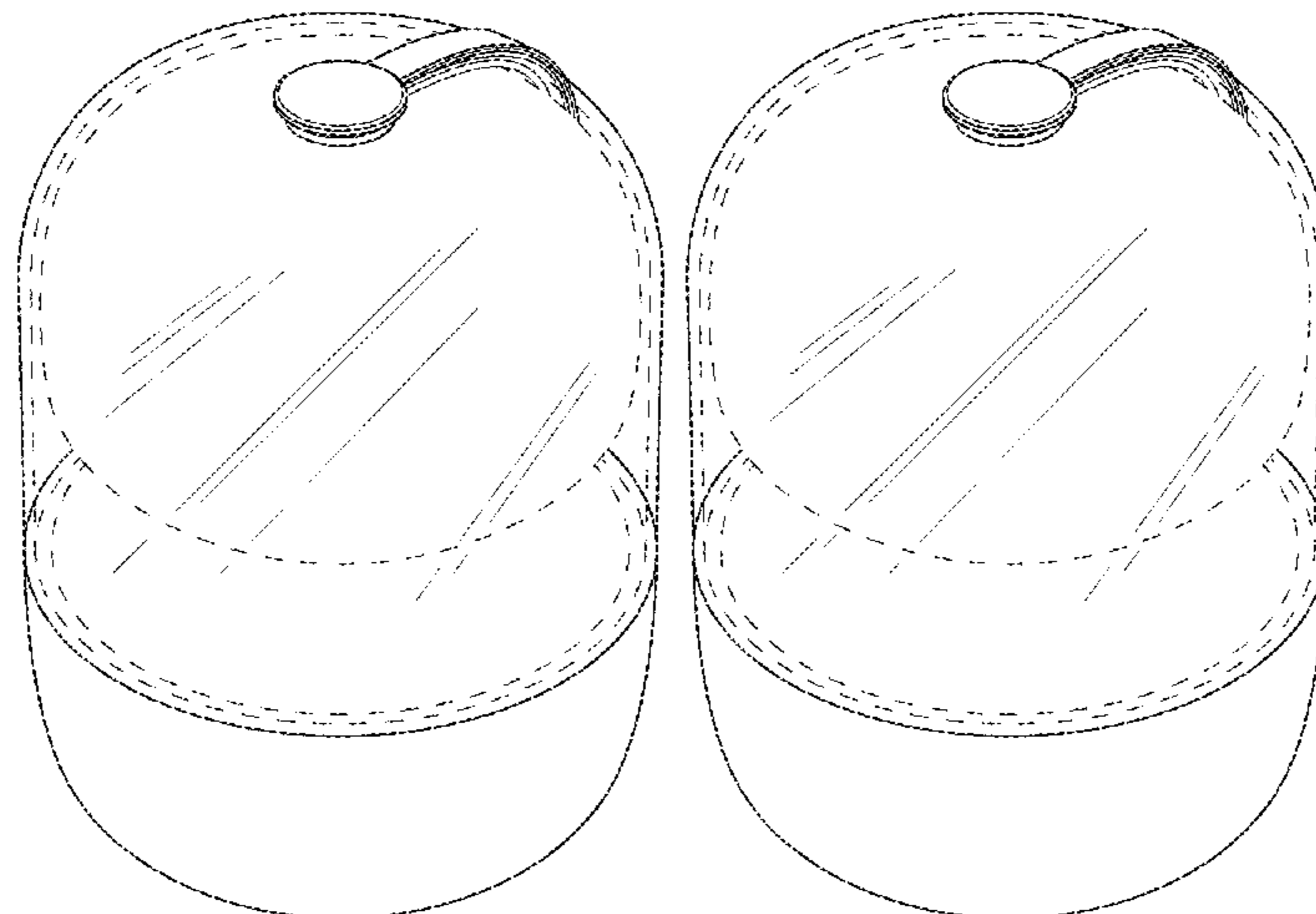
FIG. 7 is a rear elevation view of the sleep assistance device of FIG. 6, with shading to show a transparent or translucent upper half.

FIG. 8 is a left-side elevation view of the sleep assistance device of FIG. 6, with shading to show a transparent or translucent upper half.

FIG. 9 is a top view of the sleep assistance device of FIG. 6, with shading to show a transparent or translucent upper half; and,

FIG. 10 is a top, front, left perspective view of the sleep assistance device of FIG. 6, with shading to show a transparent or translucent upper half.

(Continued)



The broken lines immediately adjacent to the claim depict the bounds of the claimed design, while all other broken lines are directed to environment. The broken lines form no part of the claimed design.

1 Claim, 10 Drawing Sheets

(58) Field of Classification Search

CPC . A61N 1/18; A61N 2/00; A61H 39/00; A61H 39/002; A61H 2039/005; A61H 39/007; A61H 99/00; A61H 2201/1207; A61K 41/00; A61K 41/0028; H03H 9/00; A61M 21/00

See application file for complete search history.

(56) References Cited

U.S. PATENT DOCUMENTS

D796,725 S * 9/2017 Recker D26/104
D800,885 S * 10/2017 Chou D23/366

D808,547 S * 1/2018 Wang D26/2
D856,501 S * 8/2019 Netkin D23/366
D862,730 S * 10/2019 Hu D24/231
D885,640 S * 5/2020 Civelekoglu D26/104
D896,432 S * 9/2020 Li D26/110
D896,434 S * 9/2020 Probyn D26/128
D912,645 S * 3/2021 Xi D14/216
D921,178 S * 6/2021 Luo D23/366
D932,682 S * 10/2021 Chang D26/106

OTHER PUBLICATIONS

Casper, "The Glow Light", first available Jul. 13, 2019. (<https://casper.com/glow-light/>) (Year: 2019).*

Neptune Blanket, "Sleep Lamp II", first available Dec. 15, 2020. (<https://www.neptuneblanket.com.au/products/sleep-lamp>) (Year: 2020).*

AliExpress, "On Sale Youpin Qualitell Sleep Lamp", first accessed Oct. 4, 2021. (<https://www.aliexpress.com/item/4000390177143.html>) (Year: 2021).*

* cited by examiner

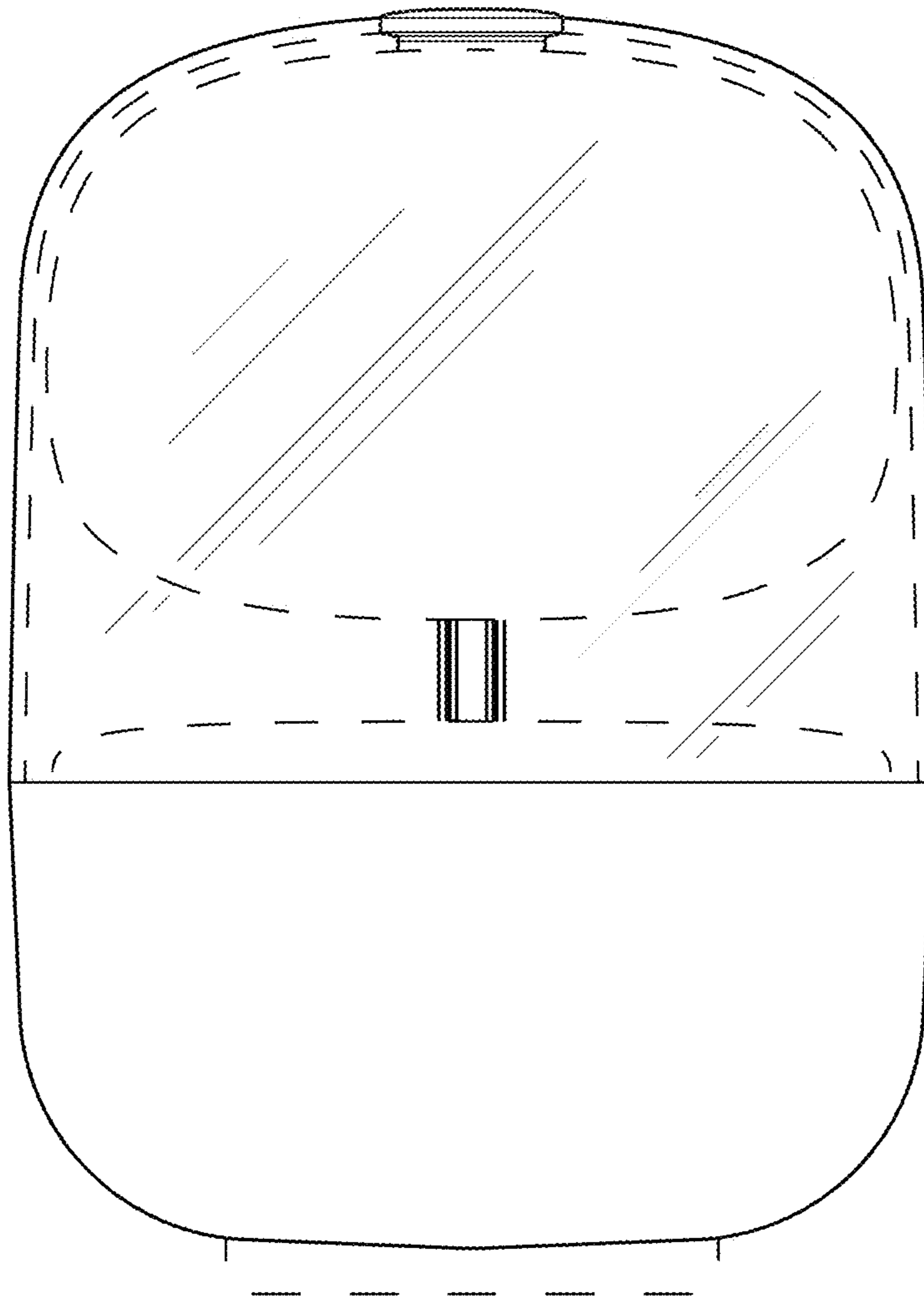


FIG. 1

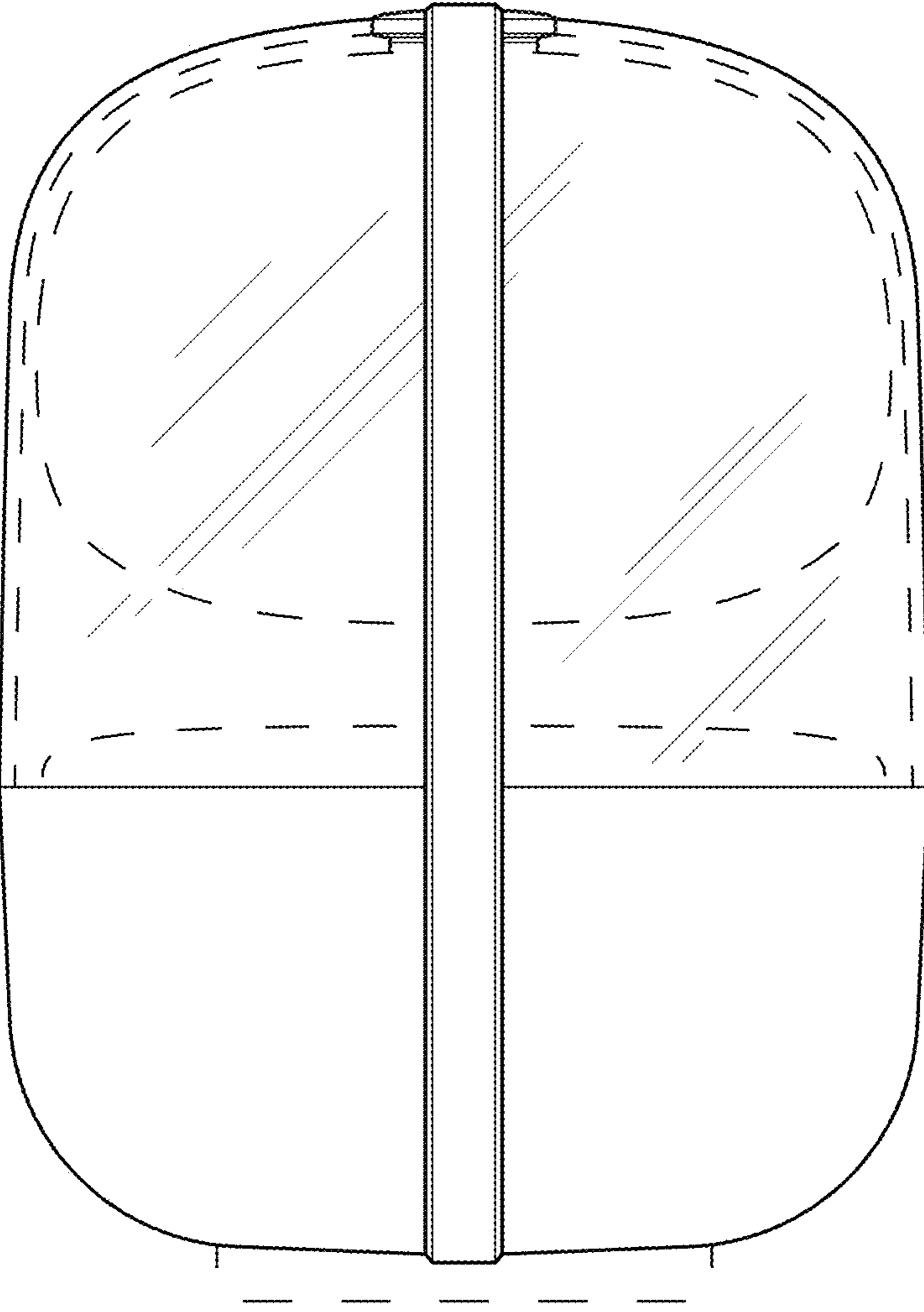


FIG. 2




FIG. 3

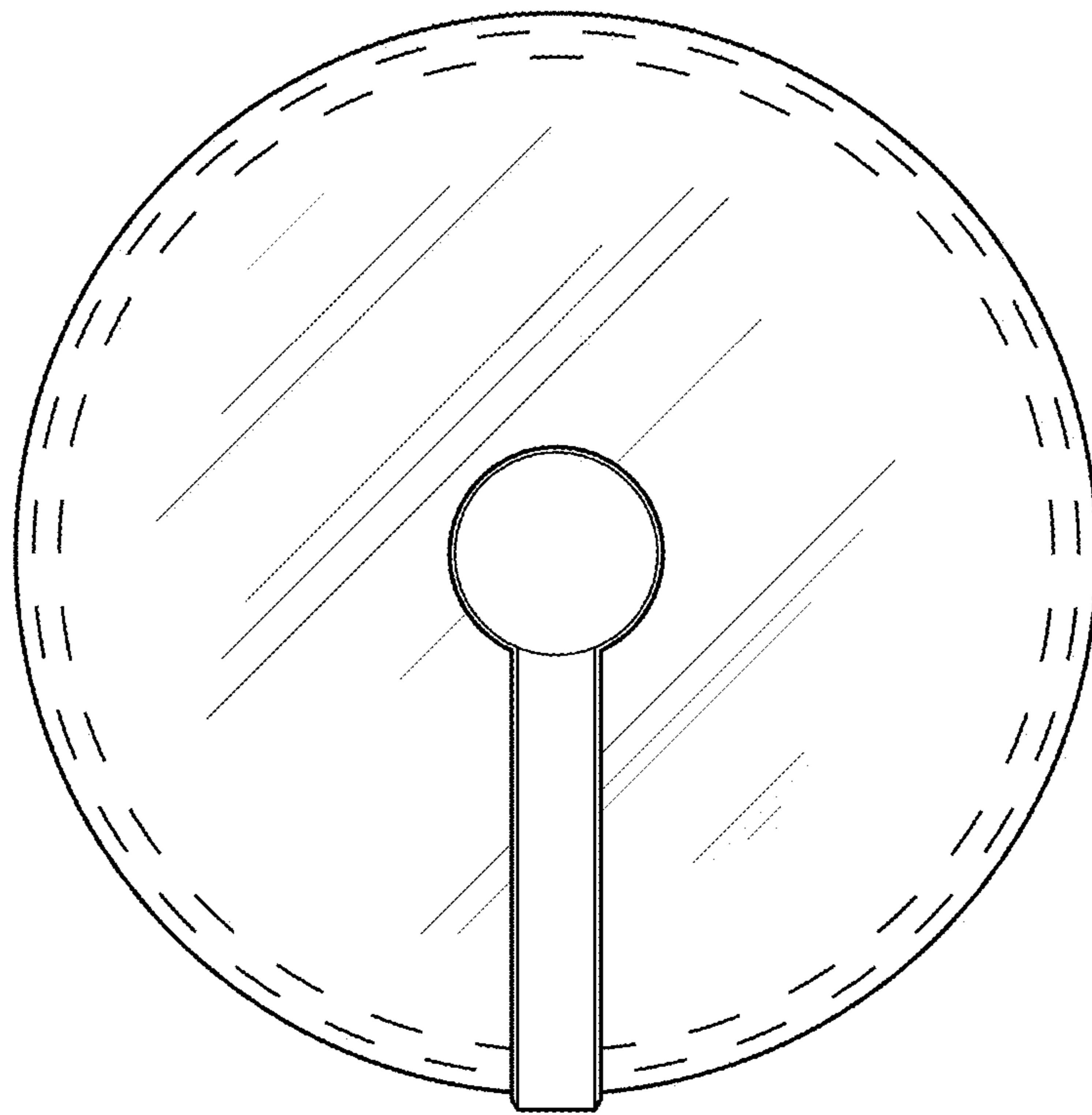


FIG. 4

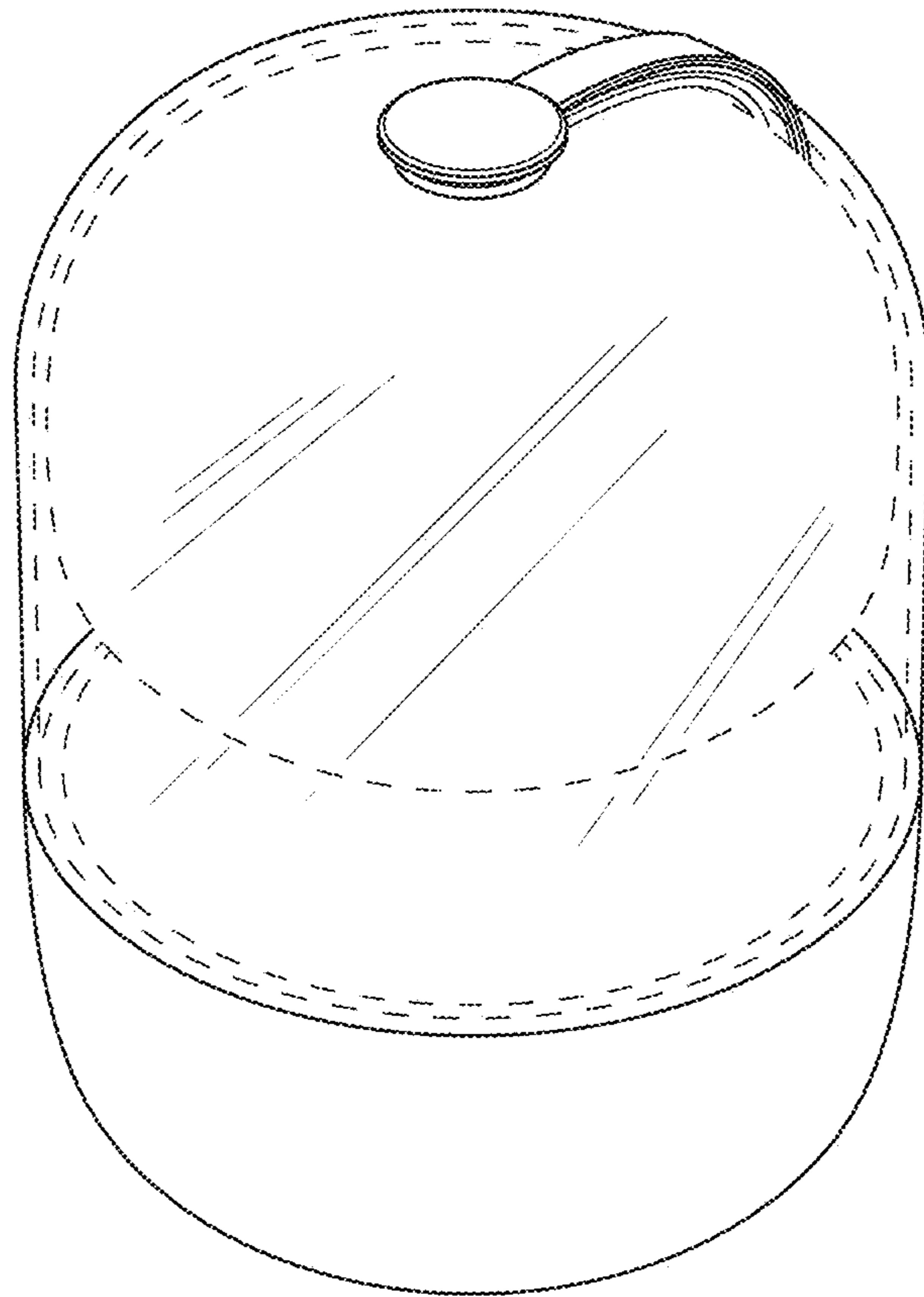


FIG. 5

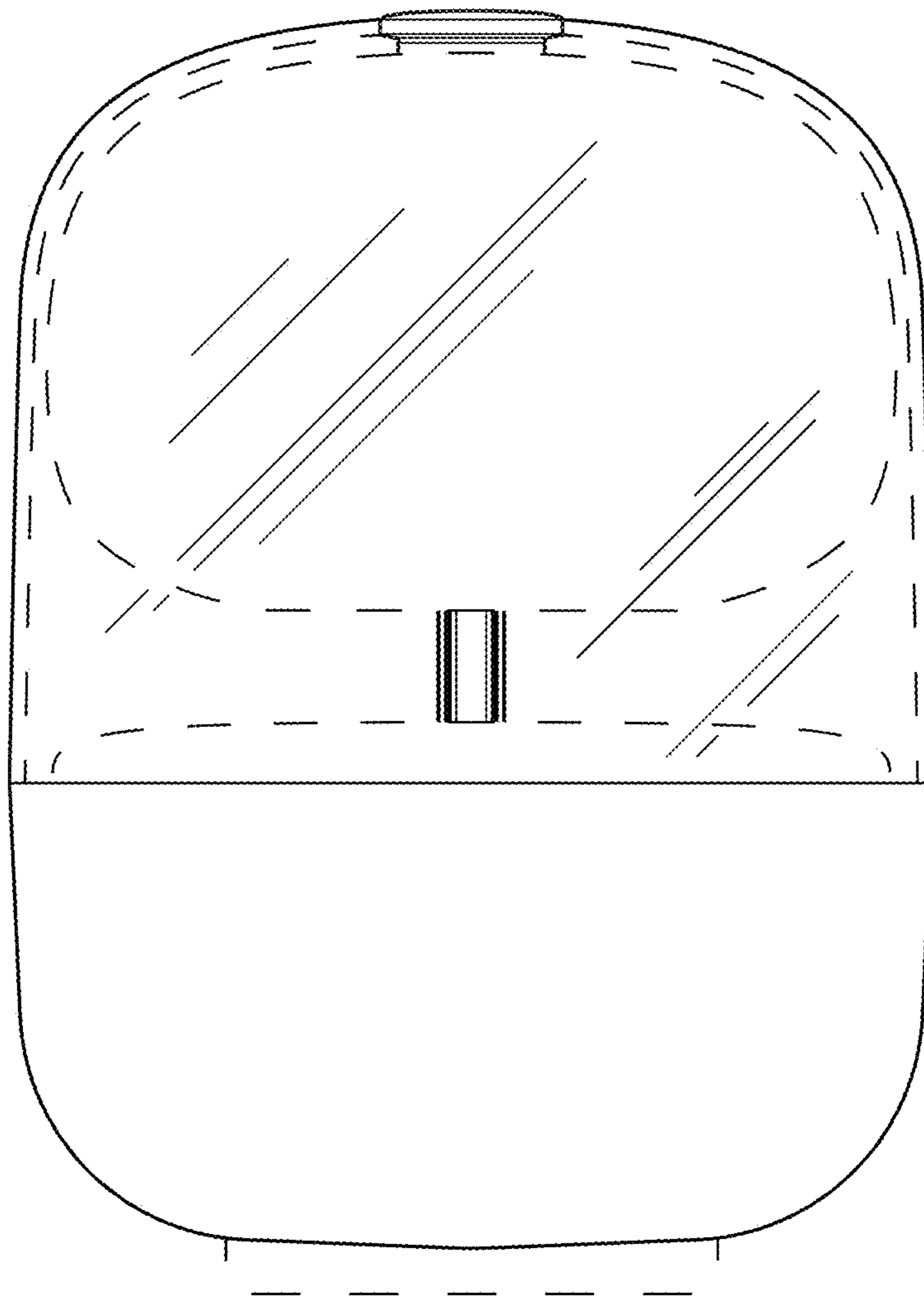


FIG. 6

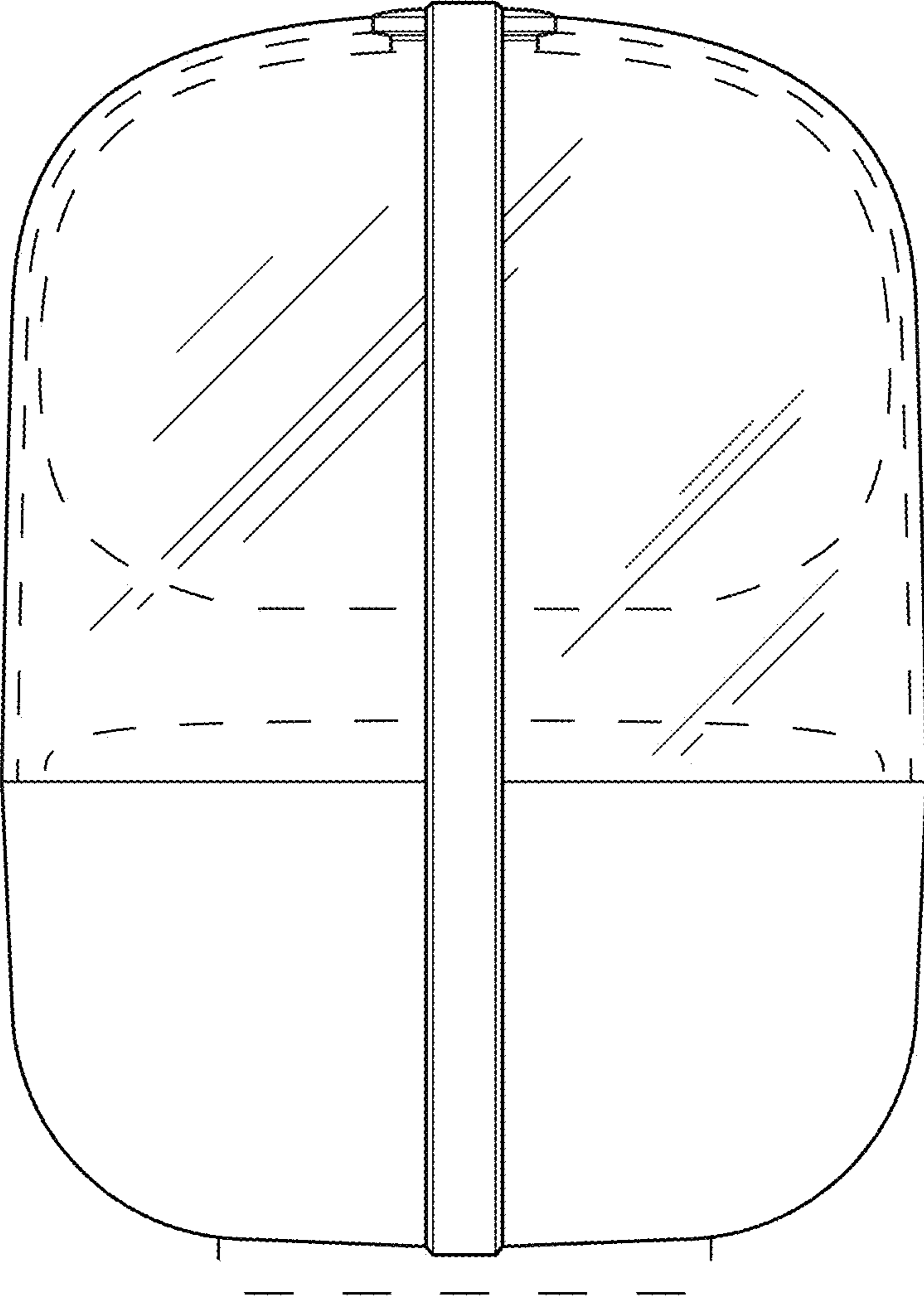


FIG. 7




FIG. 8

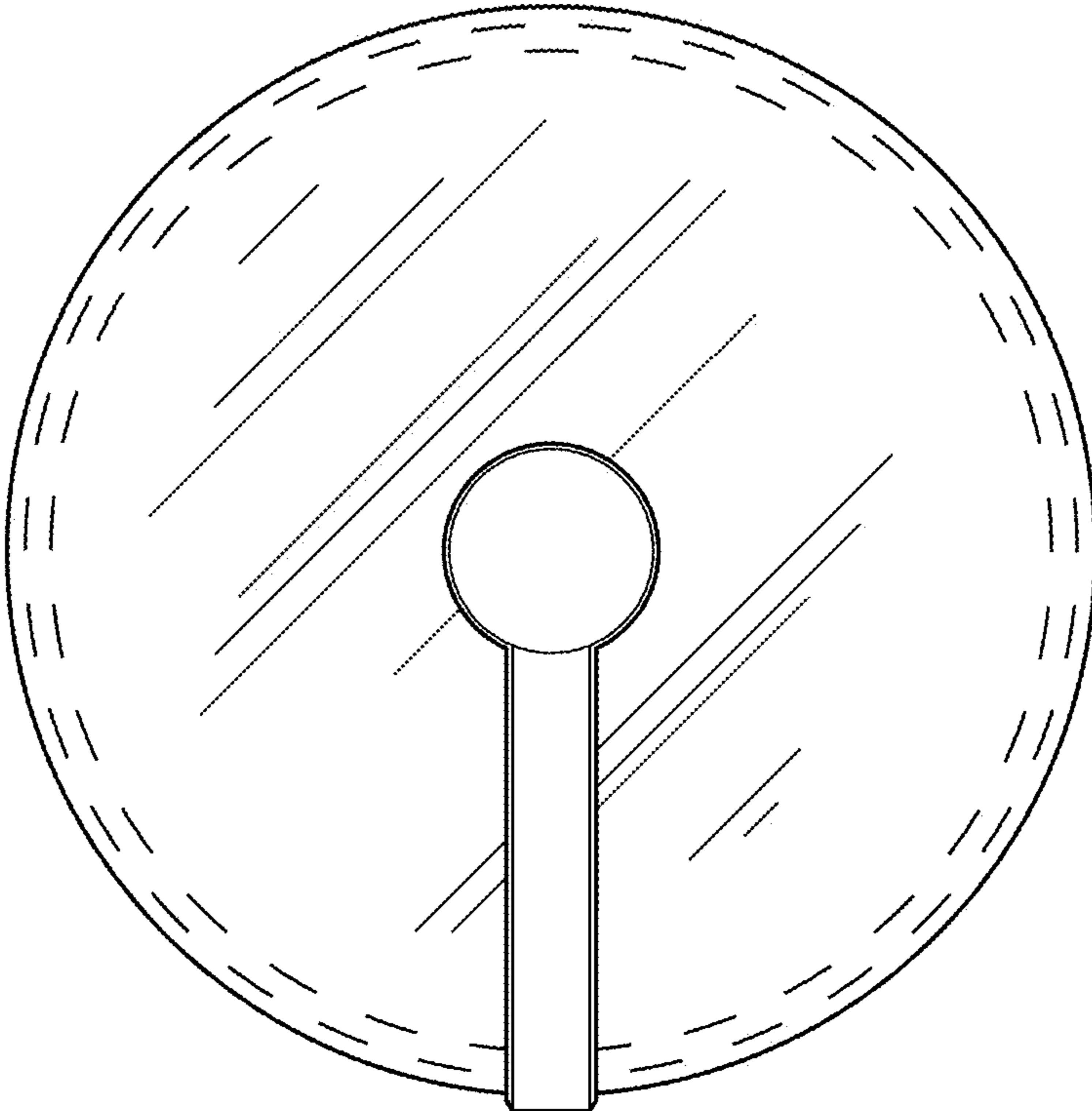


FIG. 9

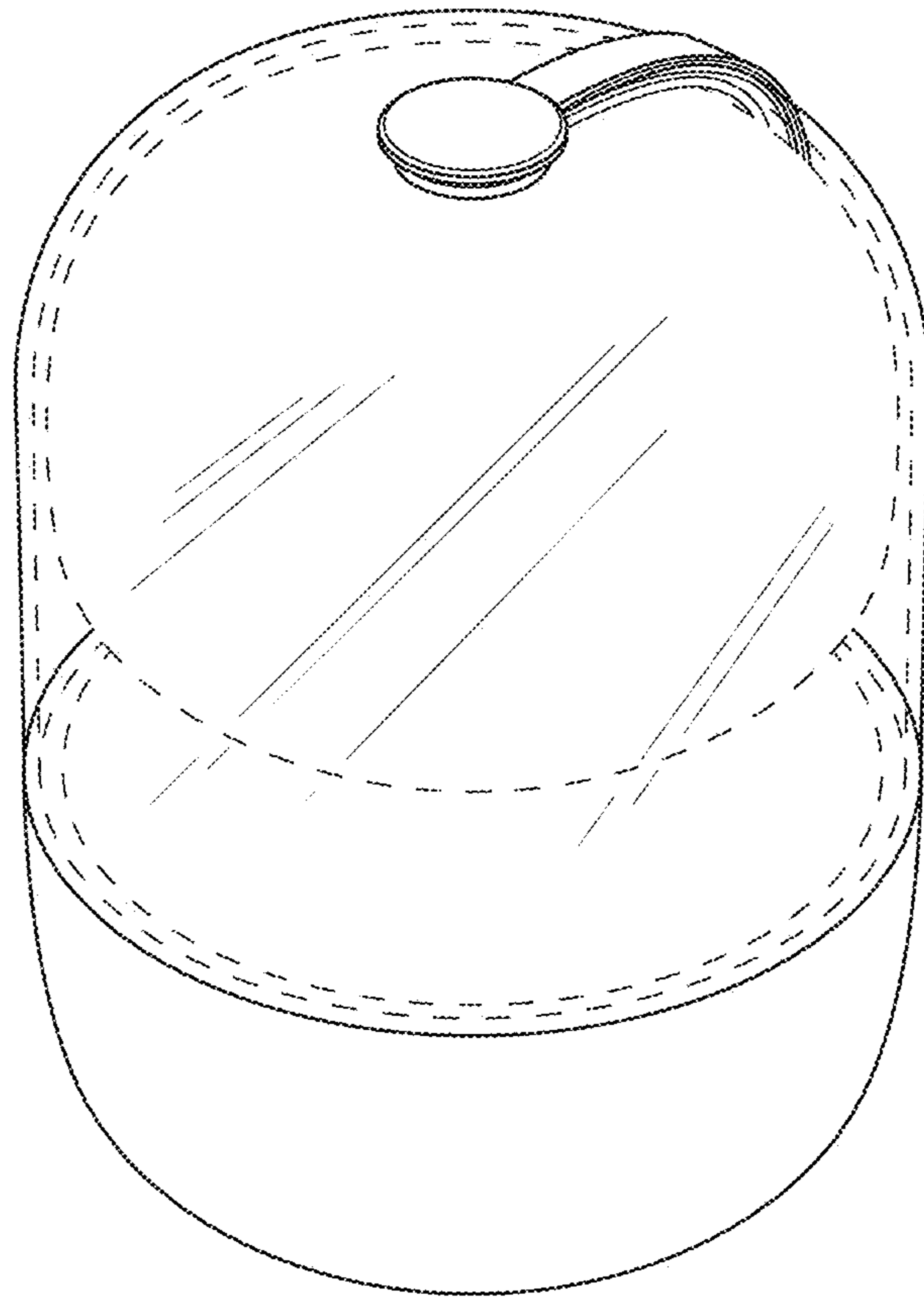


FIG. 10