



US00D956237S

(12) **United States Design Patent** (10) **Patent No.:** **US D956,237 S**
Squitieri et al. (45) **Date of Patent:** **** Jun. 28, 2022**

(54) **INFLATABLE PERFUSION ENHANCEMENT STRUCTURE FOR BEDS**

(71) Applicant: **TurnCare, Inc.**, Palo Alto, CA (US)

(72) Inventors: **Rafael Paolo Squitieri**, Wilton, CT (US); **Robert Charles Deutsch**, Oakridge, CA (US); **Steven Bruce Frazier**, Slotasburg, NY (US); **Robert Loiacono**, Young Harris, GA (US); **Linda Seaman**, Bridgeport, CT (US); **Erica Kelly**, Bridgeport, CT (US)

(73) Assignee: **TurnCare, Inc.**, Palo Alto, CA (US)

(**) Term: **15 Years**

(21) Appl. No.: **29/732,106**

(22) Filed: **Apr. 21, 2020**

(51) **LOC (13) Cl.** **24-02**

(52) **U.S. Cl.**
USPC **D24/184**

(58) **Field of Classification Search**
USPC D24/183, 184, 190–192; D6/595–604; D21/803–809

CPC A61F 5/0111; A61F 5/0127; A61F 13/066; A61F 2/6607; A61F 5/37; A47G 9/10; A47G 9/00; A47G 2009/001; A47G 2009/002; A47G 2009/003; A47G 2009/005; A47G 2009/006; A47G 9/02; A47G 9/0207; A47G 9/0215; A47G 2009/0276; A47G 9/0284; A47G 9/0292; A47C 20/021; A47C 20/023; A47C 16/00; A47C 20/026; A61G 99/00

See application file for complete search history.

(56) **References Cited**

U.S. PATENT DOCUMENTS

4,175,297 A * 11/1979 Robbins A61G 7/05776
5/284
D375,557 S * 11/1996 Dixon D24/183

D420,846 S * 2/2000 Voelkert D6/601
D461,900 S * 8/2002 Siepmann 5/600
D496,105 S * 9/2004 Walters D24/183
D555,248 S * 11/2007 Rugfelt D24/183
D777,333 S * 1/2017 Souney D24/190
D791,335 S * 7/2017 Buchanan D24/206
D809,715 S * 2/2018 Song D30/118

(Continued)

OTHER PUBLICATIONS

Guardian System. Online, published date unknown. Retrieved on Dec. 10, 2021 from URL: <https://www.turncare.com/product>.*

Primary Examiner — Omeed Agilee

(74) *Attorney, Agent, or Firm* — Perkins Coie LLP; Andrew T. Pettit; Brian Coleman

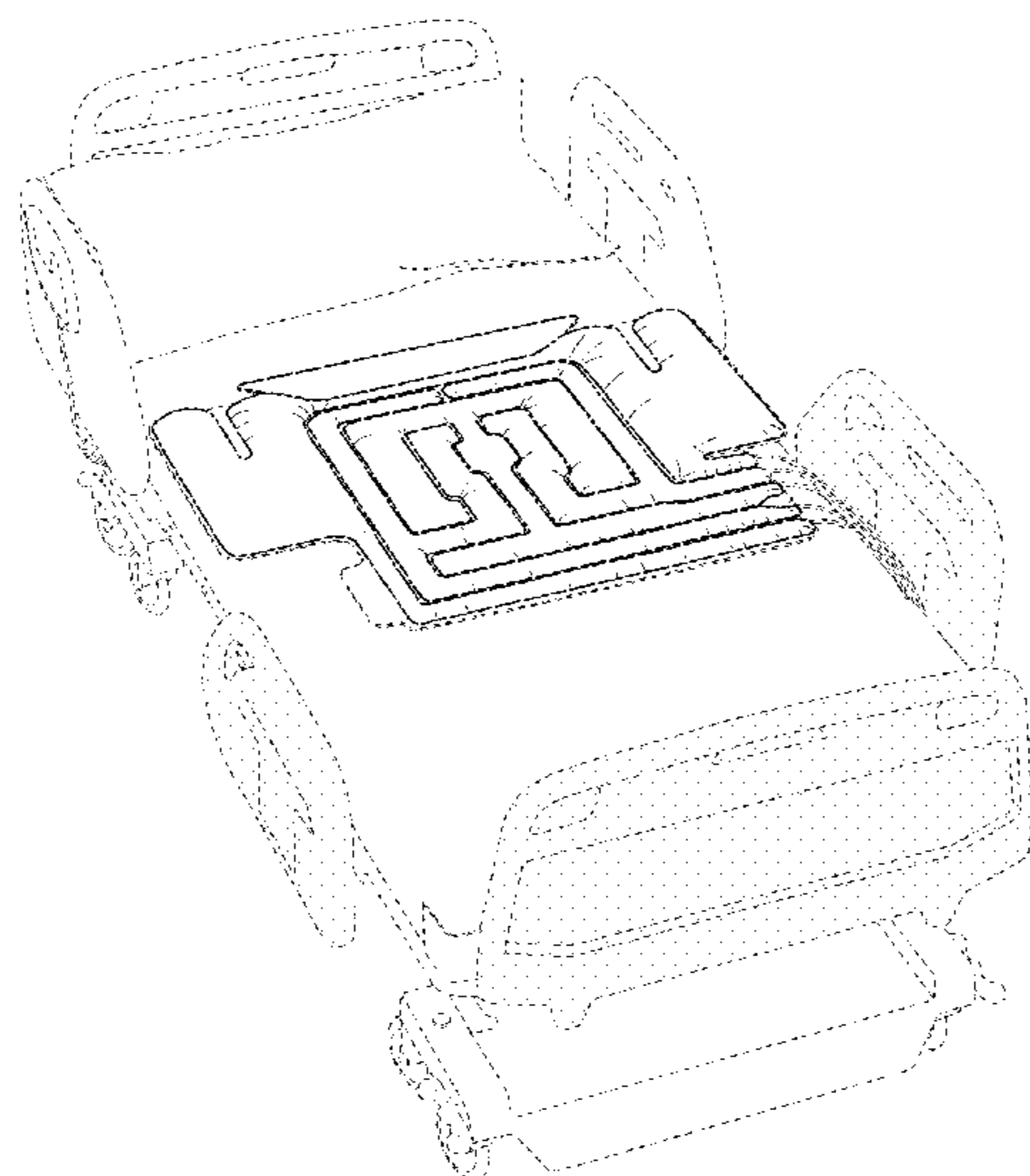
(57) **CLAIM**

The ornamental design for an inflatable perfusion enhancement structure for beds, as shown and described.

DESCRIPTION

FIG. 1 is a top view of an inflatable perfusion enhancement structure for beds showing our design in an uninflated state. FIG. 2 is a bottom view thereof. FIG. 3 is a front view thereof. FIG. 4 is a rear view thereof. FIG. 5 is a right side view thereof. FIG. 6 is a left side view thereof; and, FIG. 7 is a perspective view of the inflatable perfusion enhancement structure for beds of FIGS. 1-6 in an inflated state positioned in a suitable environment. The broken lines in FIGS. 1-6 depict portions of the inflatable perfusion enhancement structure for beds that form no part of the claimed design. The additional broken lines shown in FIG. 7 in the form of a bed depict environmental subject matter and form no part of the claimed design.

1 Claim, 5 Drawing Sheets



(56)

References Cited

U.S. PATENT DOCUMENTS

D855,817 S * 8/2019 Kessler D24/206
D872,282 S * 1/2020 Leier D24/184
D907,780 S * 1/2021 Li D24/184
2007/0174970 A1* 8/2007 Best A47G 9/1027
5/644
2018/0263838 A1* 9/2018 Navy A47C 20/021
2019/0290469 A1* 9/2019 Squitieri A61F 5/32
2021/0322239 A1* 10/2021 Squitieri G16H 40/63

* cited by examiner

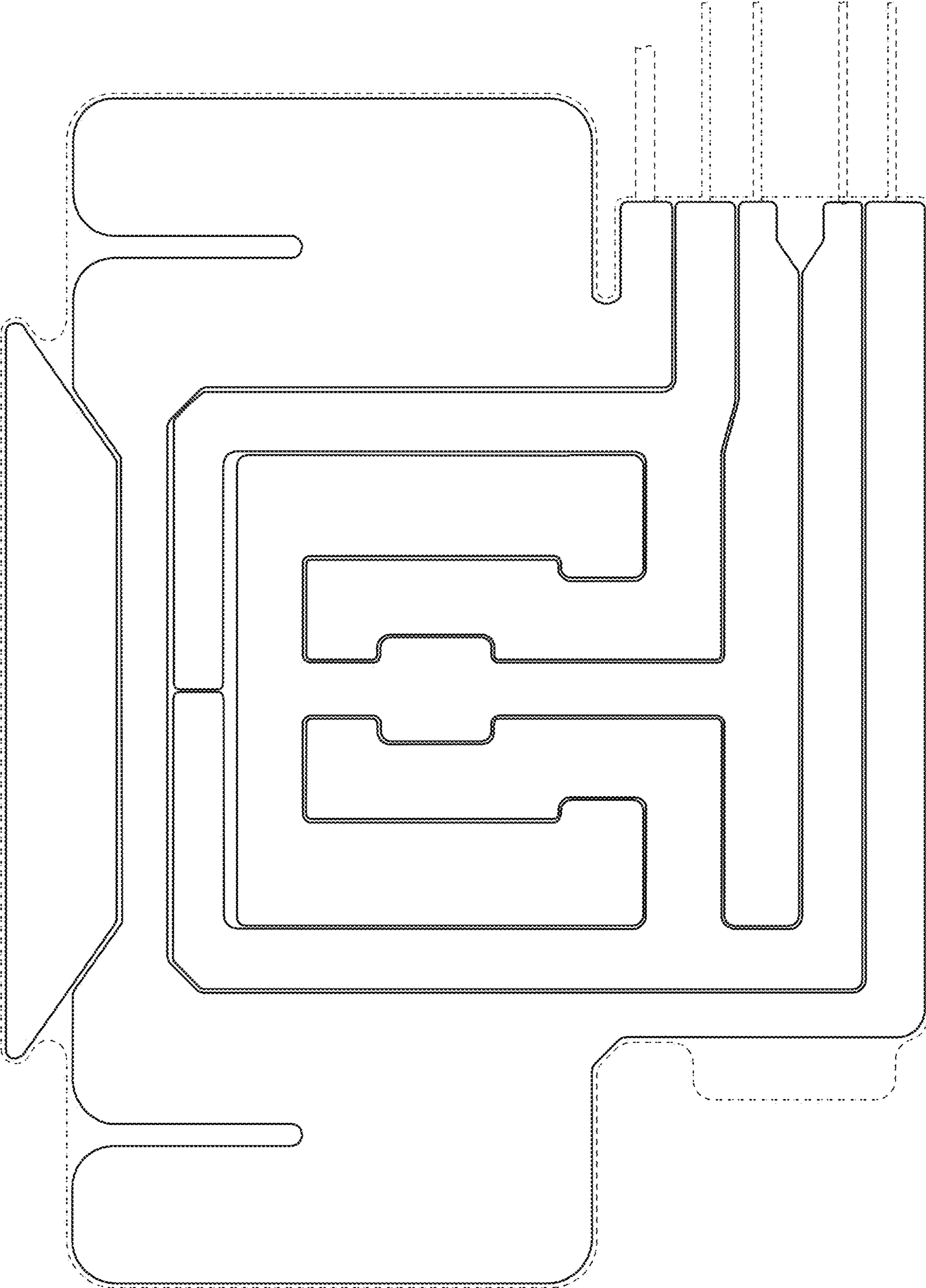


FIG. 1

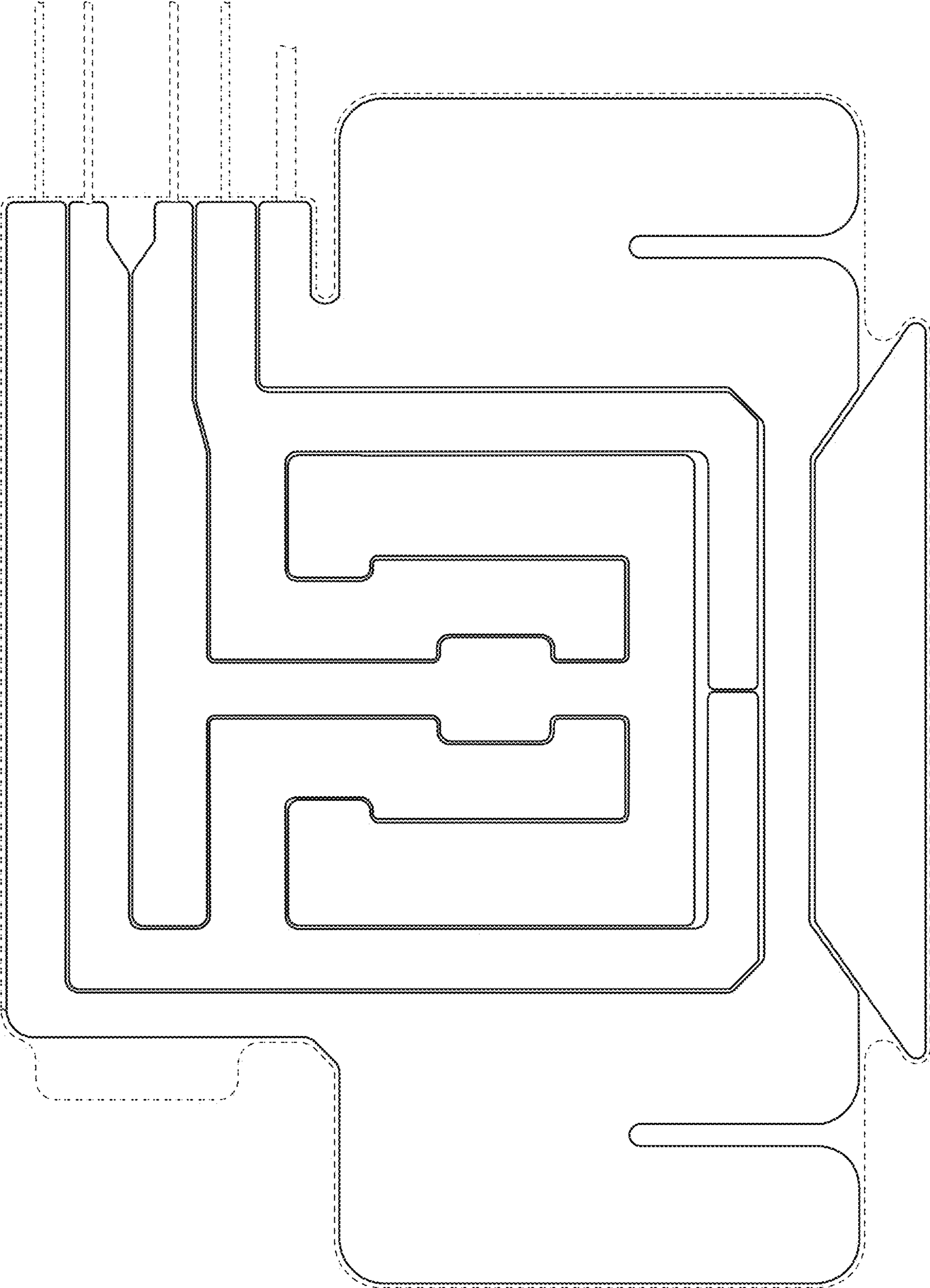


FIG. 2

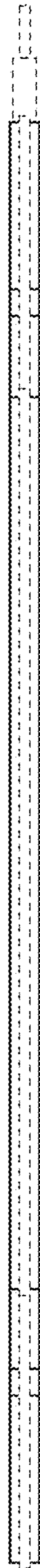


FIG. 3

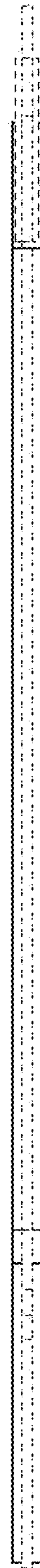


FIG. 4



FIG. 5




FIG. 6

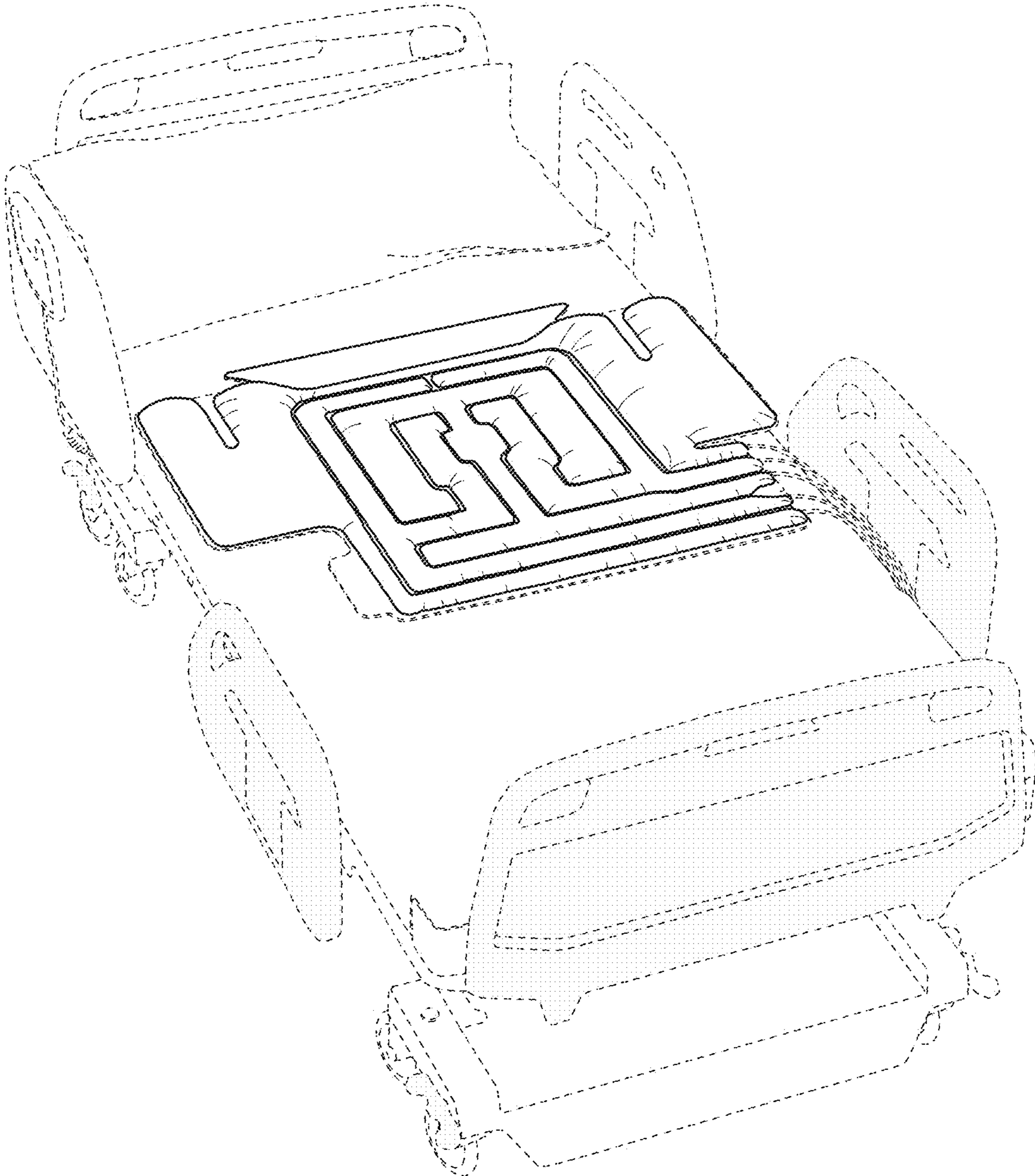


FIG. 7