



US00D956213S

(12) **United States Design Patent** (10) **Patent No.:** **US D956,213 S**
Petersen et al. (45) **Date of Patent:** **** Jun. 28, 2022**

(54) **AUTOINJECTOR**

(71) Applicant: **Phillips-Medisize A/S**, Struer (DK)
(72) Inventors: **Carsten Petersen**, Højbjerg (DK); **Emil Wegger Jensen**, Viby J (DK); **Troels Rask Pedersen**, Egå (DK)

(73) Assignee: **Phillips-Medisize A/S**, Struer (DK)

(**) Term: **15 Years**

(21) Appl. No.: **29/753,853**

(22) Filed: **Oct. 2, 2020**

(51) **LOC (13) Cl.** **24-02**

(52) **U.S. Cl.**

USPC **D24/113**

(58) **Field of Classification Search**

USPC D24/112–114, 133, 186, 127–131, 144;
D19/115–123, 177, 193

CPC A61M 5/3156; A61M 5/31591; A61M
5/3155; A61M 5/3157; A61M 5/24;
A61M 5/31501; A61M 5/31551; A61M
5/31585

See application file for complete search history.

(56) **References Cited**

U.S. PATENT DOCUMENTS

D697,205 S * 1/2014 Schneider D24/113
D748,244 S * 1/2016 Petersen D24/113
D757,254 S * 5/2016 Wohlfahrt D24/113
D757,255 S * 5/2016 Wohlfahrt D24/113
D765,833 S * 9/2016 Geert-Jensen D24/112

(Continued)

FOREIGN PATENT DOCUMENTS

GB 6044225 * 9/2018
WO 2020/070326 A1 4/2020

(Continued)

OTHER PUBLICATIONS

“BD launches two-step disposable autoinjector”, Biospectrum, [Post Date: Oct. 21, 2019], [Site seen Feb. 8, 2022], Seen at URL: <https://www.biospectrumasia.com/news/28/14723/bd-launches-two-step-disposable-autoinjector.html> (Year: 2019).*

(Continued)

Primary Examiner — Natasha Vujcic
Assistant Examiner — Gilbert B Ford

(74) *Attorney, Agent, or Firm* — Banner & Witcoff, Ltd.

(57) **CLAIM**


The ornamental design for an autoinjector, as shown and described.

DESCRIPTION

FIG. 1 is a front perspective view of an autoinjector showing our new design;
FIG. 2 is a rear perspective view thereof;
FIG. 3 is a front view thereof;
FIG. 4 is a rear view thereof;
FIG. 5 is a left side view thereof;
FIG. 6 is a right side view thereof;
FIG. 7 is a top view thereof;
FIG. 8 is a bottom view thereof;
FIG. 9 is a front perspective view of a second embodiment of an autoinjector showing our new design;
FIG. 10 is a rear perspective view thereof;
FIG. 11 is a front view thereof;
FIG. 12 is a rear view thereof;
FIG. 13 is a left side view thereof;
FIG. 14 is a right side view thereof;
FIG. 15 is a top view thereof; and,
FIG. 16 is a bottom view thereof.

The uneven-length broken lines immediately adjacent to the shaded area represent the bounds of the claimed design and form no part thereof. The even-length broken lines depicting the remainder of the autoinjector form no part of the claimed design.

1 Claim, 16 Drawing Sheets



(56)

References Cited

U.S. PATENT DOCUMENTS

D773,648 S * 12/2016 Wohlfahrt D24/113
 D773,649 S * 12/2016 Wohlfahrt D24/113
 D789,528 S * 6/2017 Wohlfahrt D24/130
 10,117,996 B2 * 11/2018 Stefansen A61M 5/31536
 D857,192 S * 8/2019 Burkett D24/112
 D863,549 S * 10/2019 Jansen D24/113
 D878,566 S * 3/2020 Jansen D24/113
 D908,867 S * 1/2021 Nicholas D24/113
 11,107,369 B2 * 8/2021 Chang G09B 23/285
 D934,413 S * 10/2021 Nicholas D24/113
 2016/0243318 A1 * 8/2016 Despa G08B 21/18
 2020/0276390 A1 * 9/2020 Song A61M 5/31571

FOREIGN PATENT DOCUMENTS

WO 2020/070327 A1 4/2020
 WO 2020/070328 A1 4/2020
 WO D215207-010 * 10/2021
 WO D215207-017 * 10/2021

OTHER PUBLICATIONS

Introducing Smart Autoinjector: Changing the paradigm of usability, cost & size, Indian Express Group, VIMEO, [Post Date unknown (2021)], [Site seen Feb. 8, 2022], Seen at URL: <https://vimeo.com/476272690> (Year: 2021).*

Here today and Definitely not Gone Tomorrow: Author unknown, OnDrugDelivery.com [Post date: Oct. 4, 2021], [Site seen Feb. 8, 2022], Seen at URL: <https://ondrugdelivery.com/here-today-and-definitely-not-gone-tomorrow-why-simplicity-and-ease-of-use-are-the-key-for-a-new-generation-of-reusable-injectors/> (Year: 2021).*
 “HUMIRA Dosing Information | Injection for Plaque Psoriasis”; HUMIRA; retrieved Oct. 12, 2020; published date unknown, prior to Oct. 2, 2020; URL: <https://www.humira.com/psoriasis/humira-dosing-psoriasis>.

* cited by examiner




FIG. 1

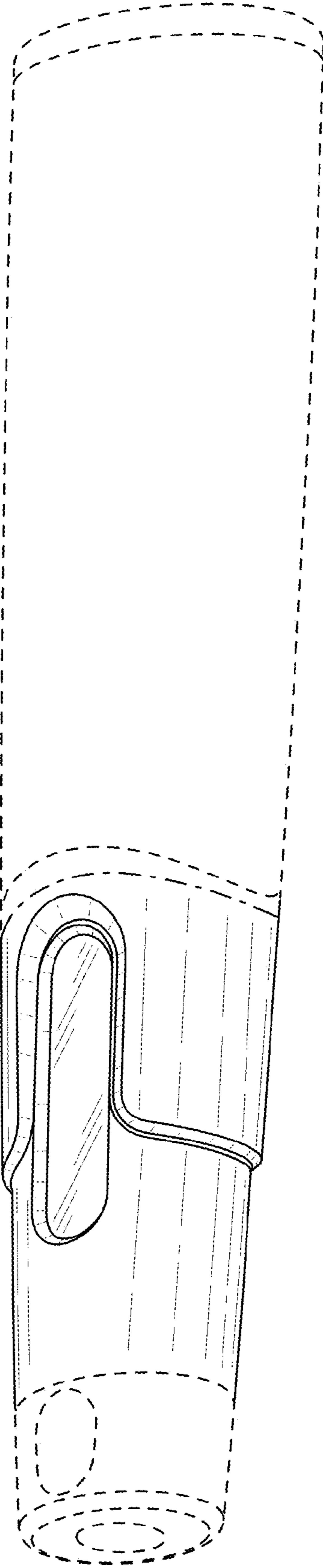


FIG. 2

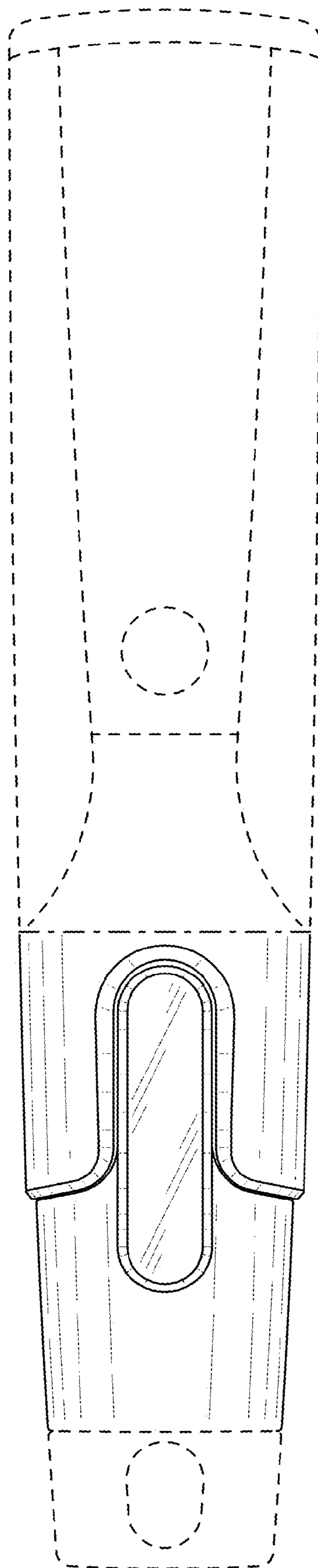


FIG. 3

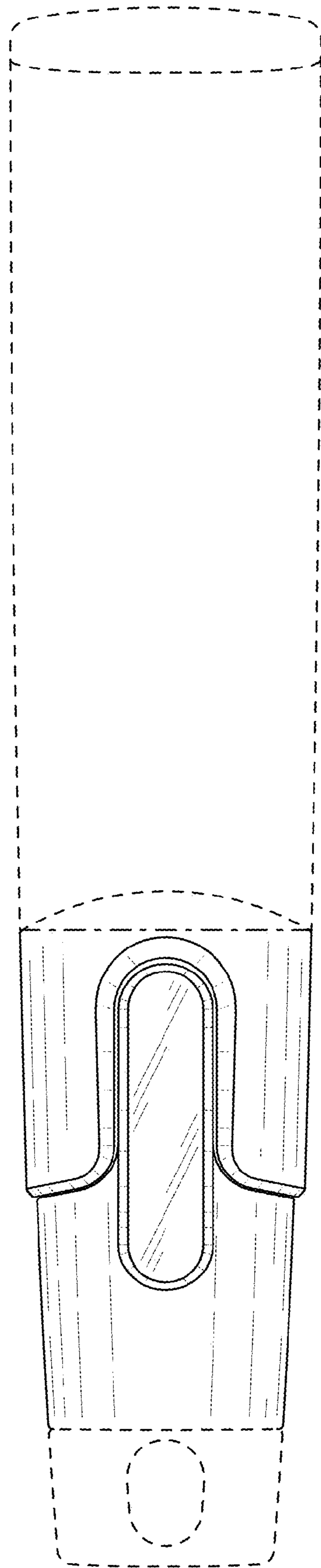


FIG. 4

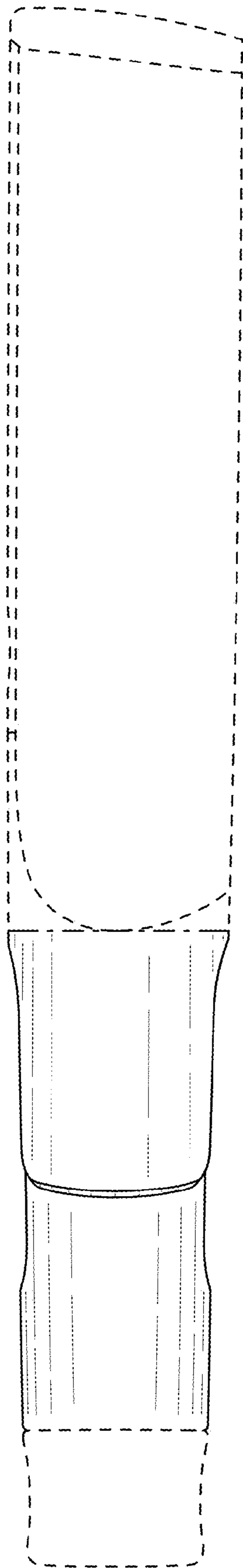


FIG. 5

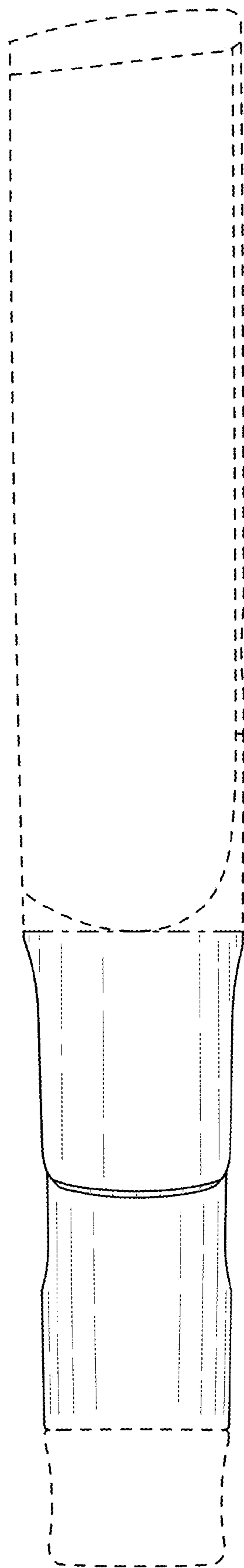


FIG. 6

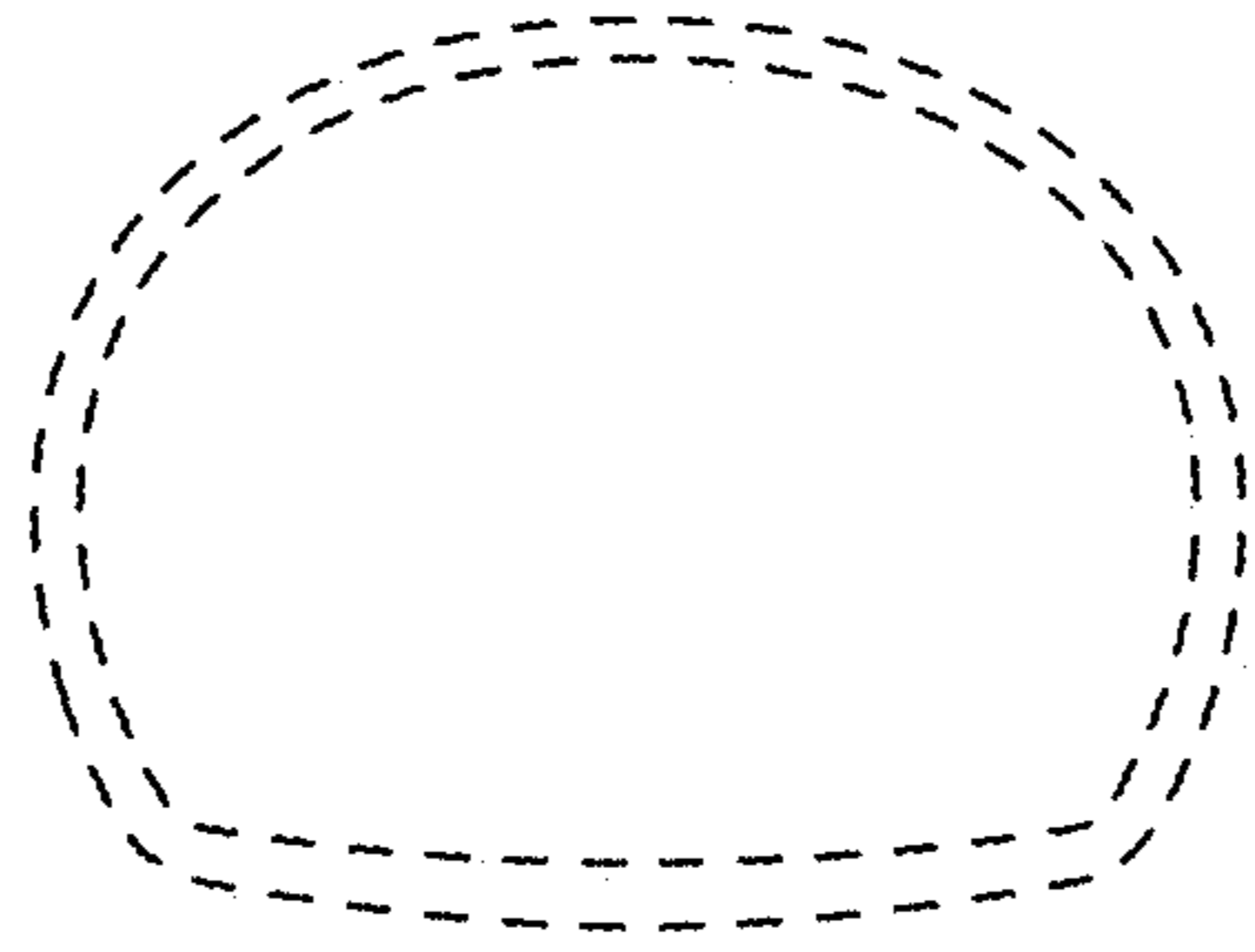


FIG. 7

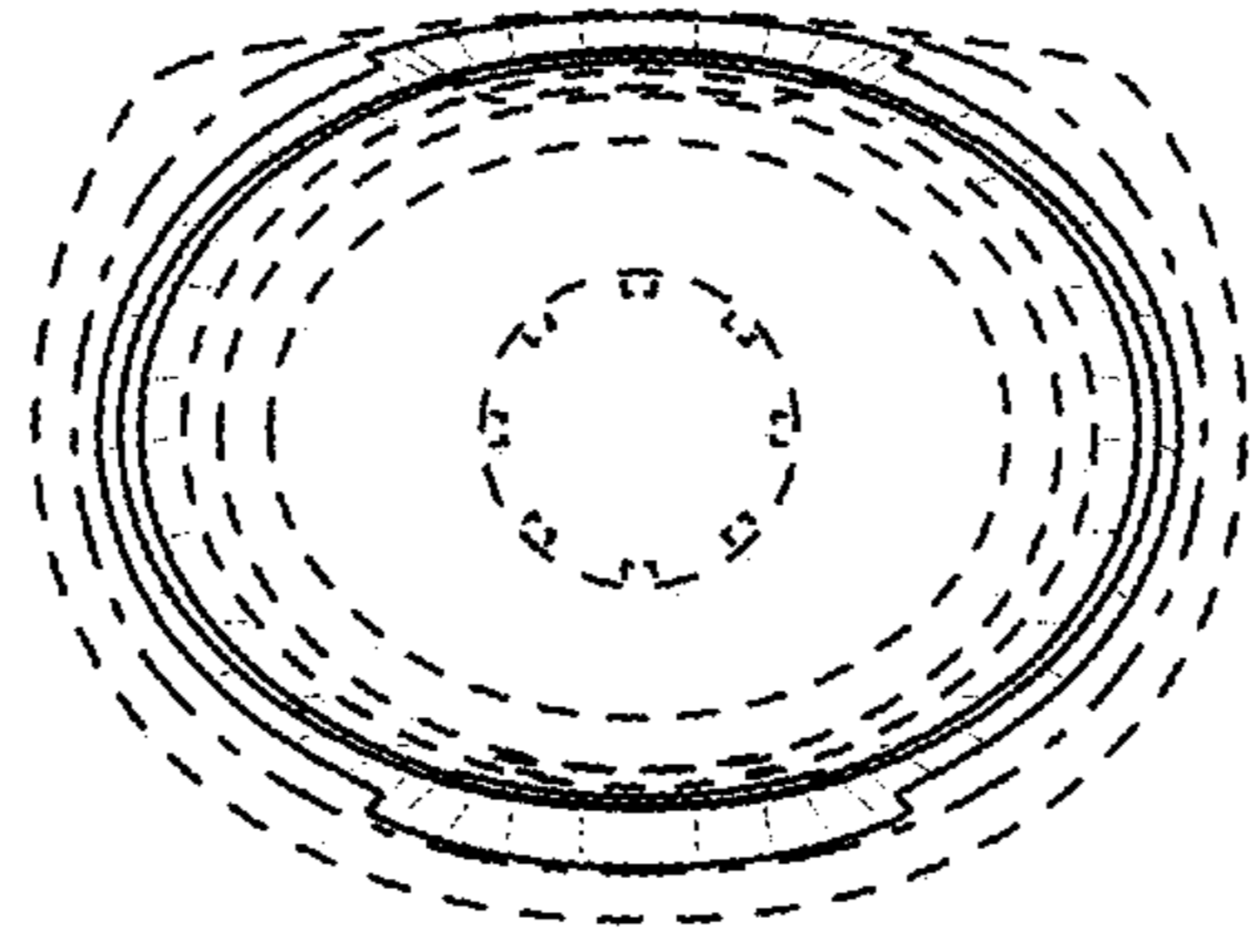


FIG. 8




FIG. 9

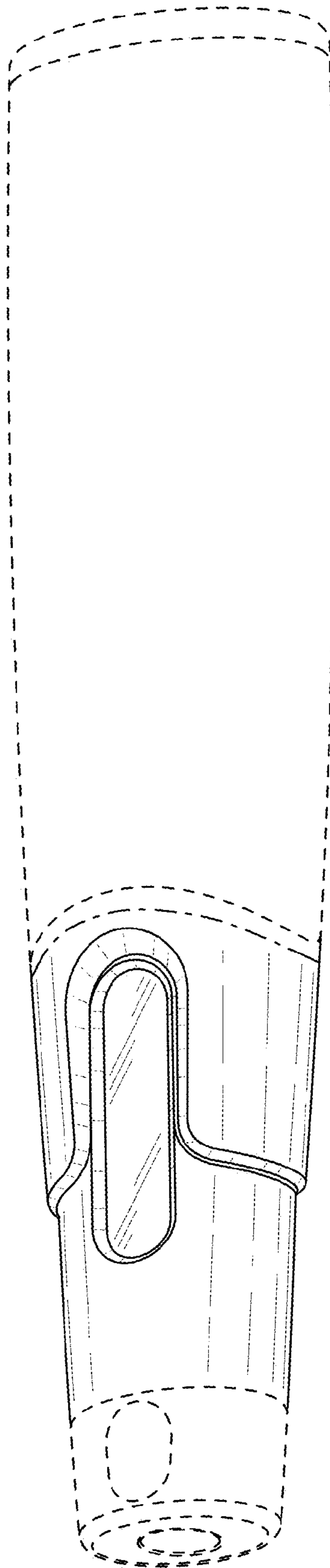


FIG. 10

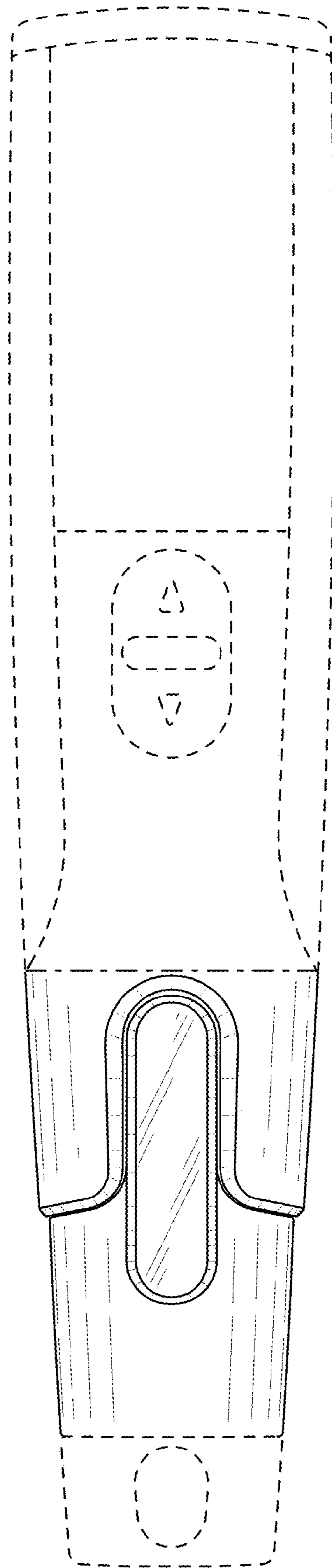


FIG. 11

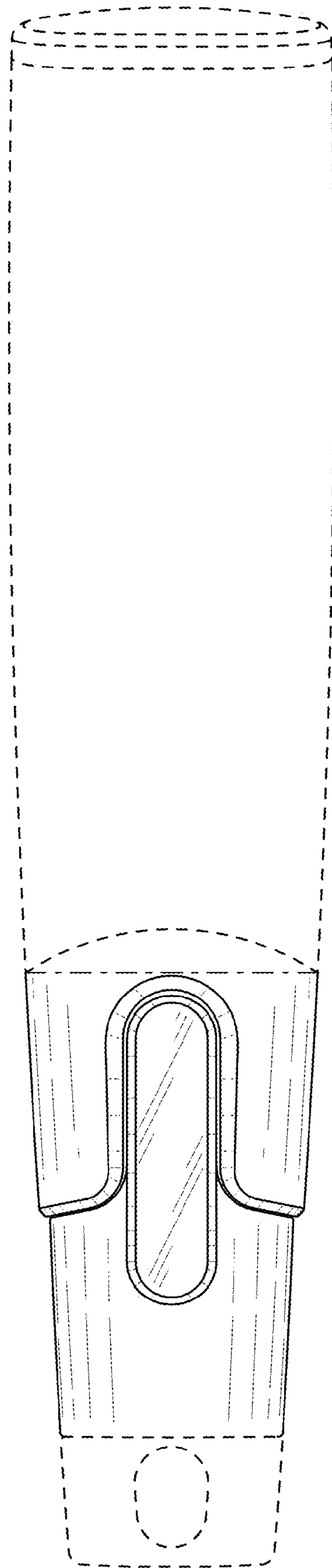


FIG. 12




FIG. 13




FIG. 14

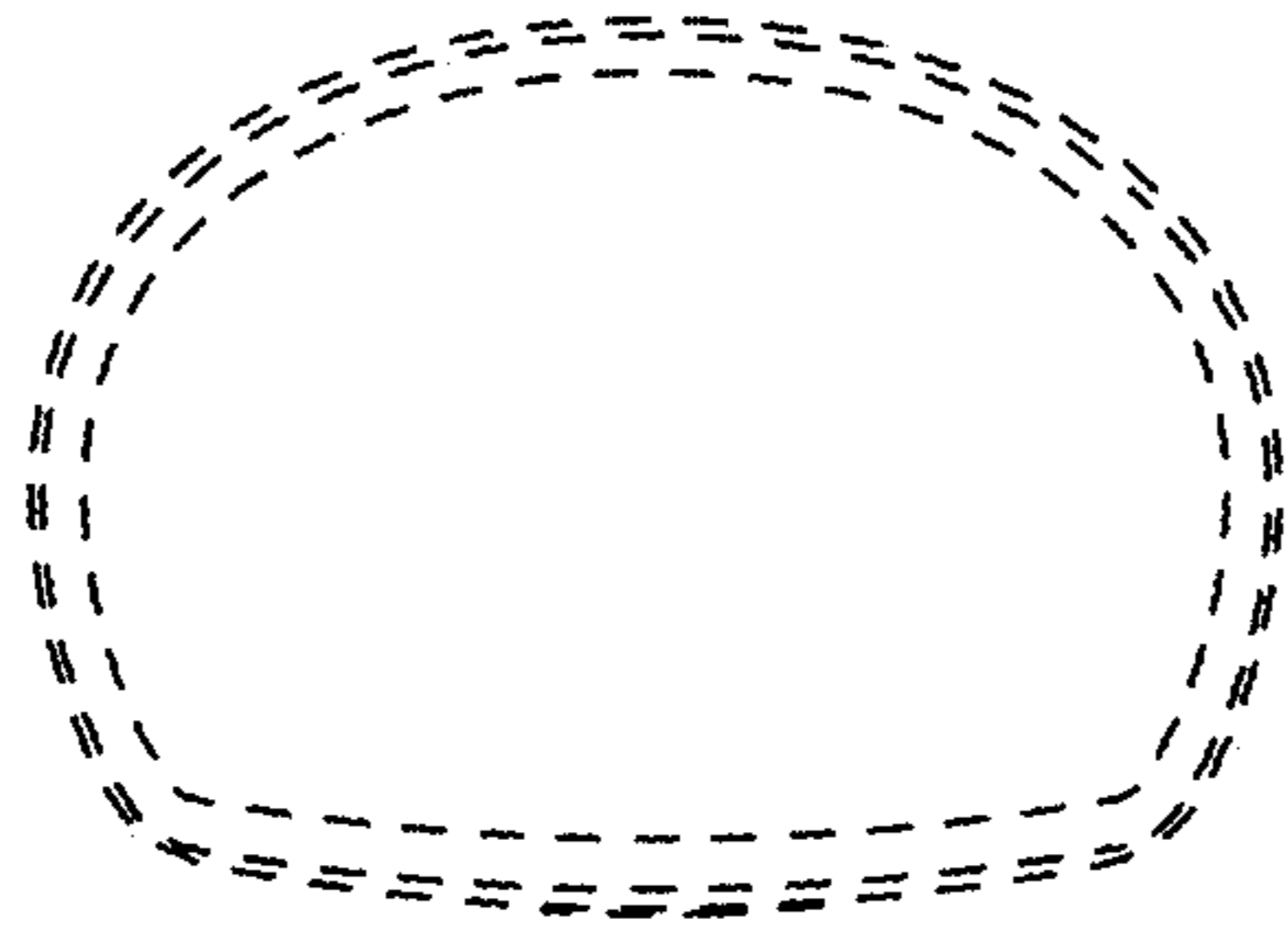


FIG. 15

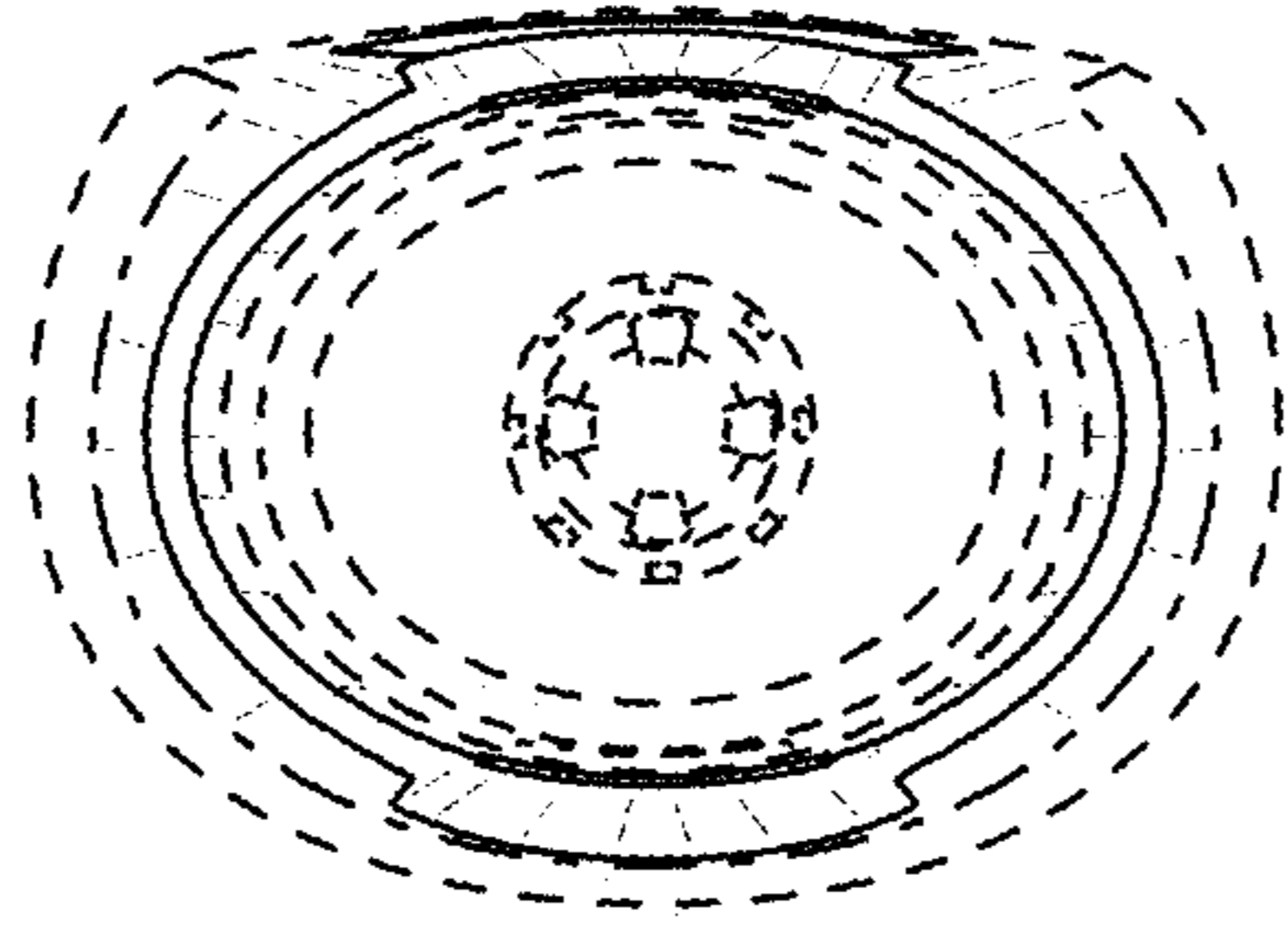


FIG. 16