



US00D956190S

(12) **United States Design Patent** (10) **Patent No.:** **US D956,190 S**
Cook (45) **Date of Patent:** **** Jun. 28, 2022**

- (54) **SHOWER PAN**
- (71) Applicant: **Tile Redi, LLC**, Coral Springs, FL (US)
- (72) Inventor: **Joseph R. Cook**, Parkland, FL (US)
- (73) Assignee: **TILE REDI, LLC**, Charlotte, NC (US)
- (**) Term: **15 Years**
- (21) Appl. No.: **29/695,788**
- (22) Filed: **Jun. 21, 2019**
- (51) **LOC (13) Cl.** **23-02**
- (52) **U.S. Cl.**
USPC **D23/304**
- (58) **Field of Classification Search**
USPC D23/283, 303-304, 261
See application file for complete search history.

D907,750 S *	1/2021	Kaldewei	D23/304
D909,544 S *	2/2021	Pohl	D23/261
D915,565 S *	4/2021	Meyers	D23/261
D922,551 S *	6/2021	Bucher	D23/304
2006/0239773 A1 *	10/2006	Meyers	E03F 3/046
				404/2
2011/0088161 A1 *	4/2011	Stimpson	A47K 3/40
				4/613
2011/0162137 A1 *	7/2011	Kik, Sr.	E03F 3/046
				4/613

(Continued)

OTHER PUBLICATIONS

Juno 24 Inch Rectangular Grate Linear Drain For Shower: <https://www.junoshowers.com/juno-24-inch-linear-drain-for-shower-with-shower-drain-base-grate-cover.html> (Year: 2021).*

Primary Examiner — Robert A Delehanty
(74) *Attorney, Agent, or Firm* — Moore & Van Allen PLLC

(56) **References Cited**

U.S. PATENT DOCUMENTS

5,004,534 A *	4/1991	Buzzelli	B01D 21/003
				210/164
D544,585 S *	6/2007	Lebrun	D23/283
D609,316 S *	2/2010	Hisey	D23/304
D667,938 S *	9/2012	Cunningham	D23/283
D687,524 S *	8/2013	Heiser	D23/261
D692,992 S *	11/2013	Whitinger	A47K 3/405
				D23/304
8,857,109 B1 *	10/2014	Kirby	A47K 3/40
				52/34
D721,795 S *	1/2015	Bernoti	D23/260
9,127,446 B2 *	9/2015	Schlueter	E03F 5/0408
9,334,638 B1 *	5/2016	Kirby	E03F 3/046
D784,501 S *	4/2017	Pham	D23/304
D843,550 S *	3/2019	Oatey	D23/261
D846,091 S *	4/2019	Keizers	D23/261
D849,210 S *	5/2019	Keizers	D23/261
D859,614 S *	9/2019	Bucher	D23/304
D875,226 S *	2/2020	Rocandio Mazagatos	..	D23/304

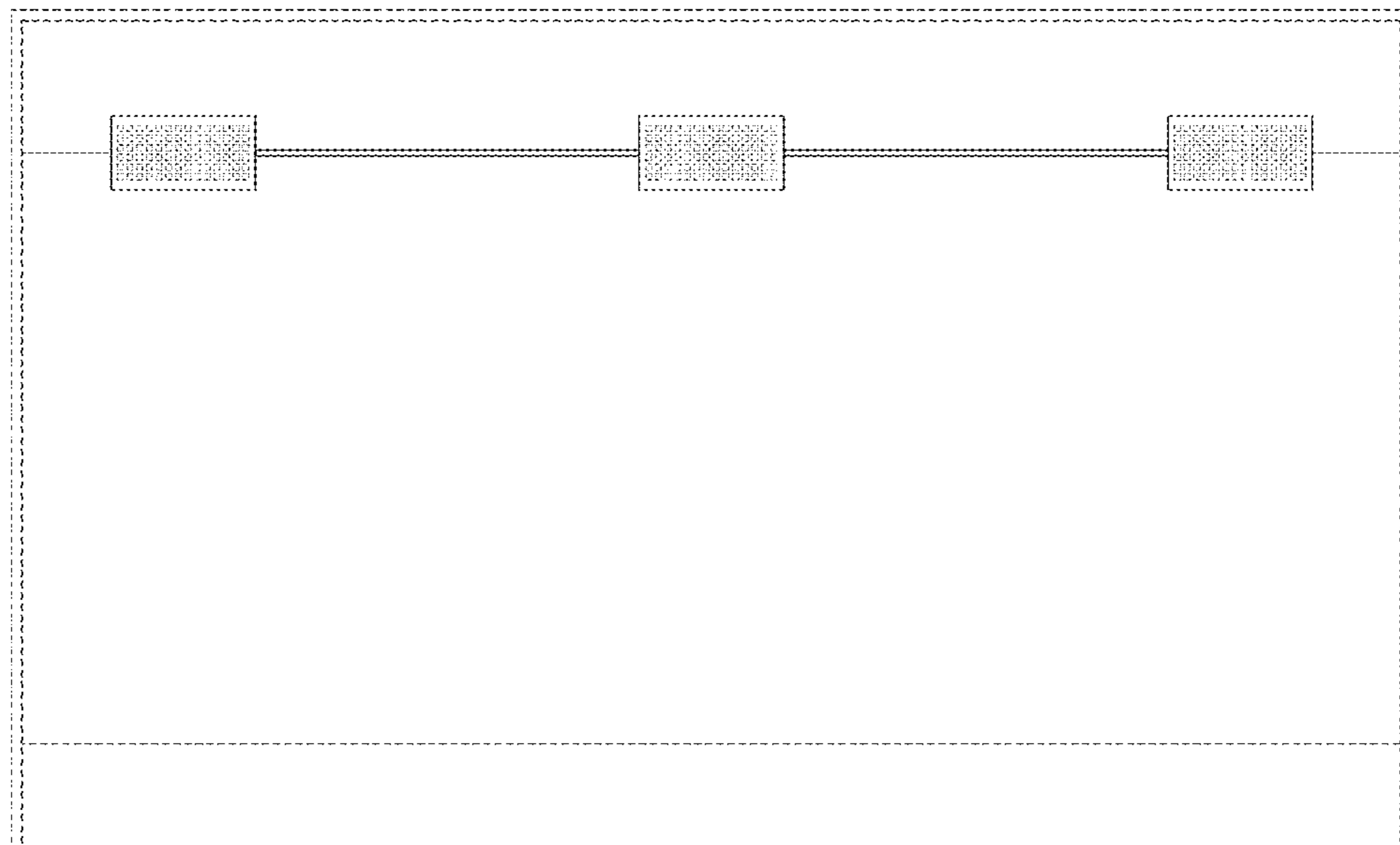
(57) **CLAIM**

The ornamental design for a shower pan, as shown and described.

DESCRIPTION

FIG. 1 is a top plan view showing a first embodiment of the new design. The bottom of the article is flat and devoid of surface ornamentation, and is therefore not shown. FIG. 2 is a top left perspective view thereof; and, FIG. 3 is an enlarged fragmentary view of a portion of the design. The double object lines surrounding the drain grate and defining the opening in the floor shown in the enlargement of FIG. 3 do not appear in FIGS. 1 and 2. The front, back, left and right side elevational views of the article are flat and devoid of surface ornamentation, and are therefore not shown.

1 Claim, 2 Drawing Sheets



(56)

References Cited

U.S. PATENT DOCUMENTS

2011/0197355 A1* 8/2011 Lemire E03F 5/0408
4/613
2020/0352397 A1* 11/2020 Sandell A47K 3/40
2021/0040721 A1* 2/2021 Larson E03F 5/0408

* cited by examiner

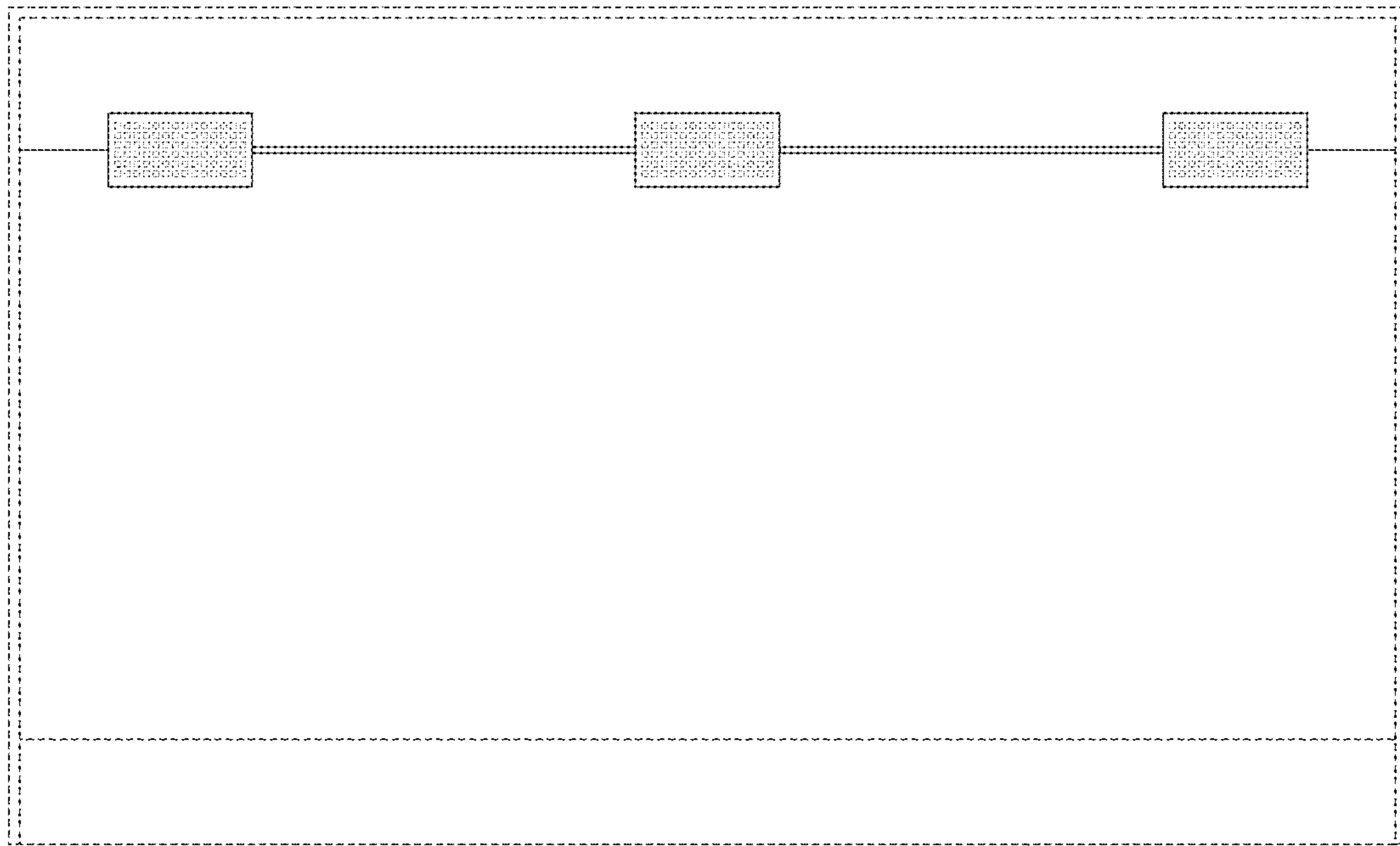


Fig. 1

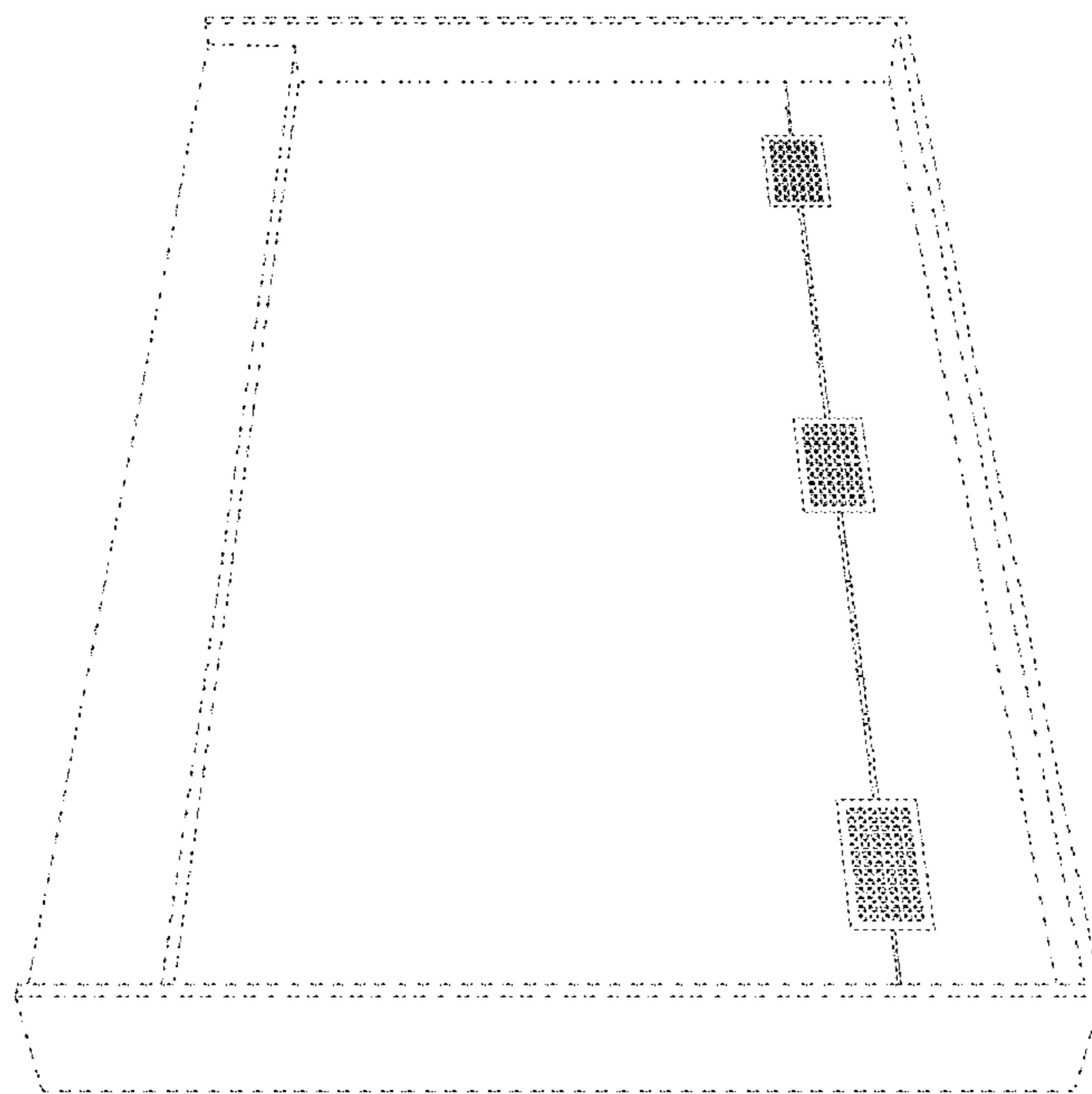


Fig. 2

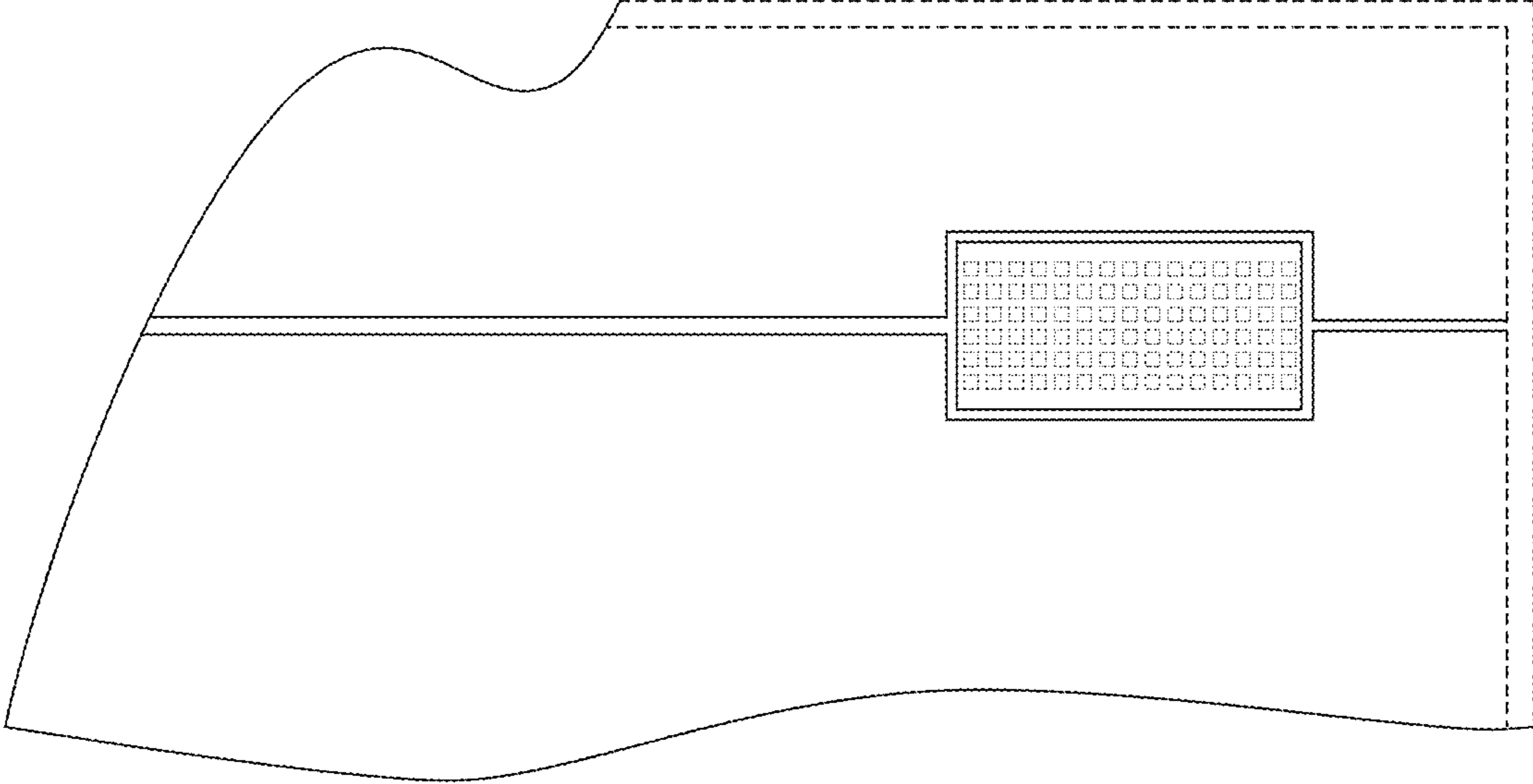


Fig. 3