



US00D956141S

(12) **United States Design Patent** (10) **Patent No.:** **US D956,141 S**
Liang (45) **Date of Patent:** **** Jun. 28, 2022**

(54) **GAME CONTROLLER**
(71) Applicant: **SHENZHEN DEGAOZHI ELECTRONICS CO., LTD**, Shenzhen (CN)
(72) Inventor: **Rongqiu Liang**, Shenzhen (CN)
(73) Assignee: **SHENZHEN DEGAOZHI ELECTRONICS CO., LTD**, Shenzhen (CN)
(**) Term: **15 Years**

D723,625 S * 3/2015 Wikel D21/333
D767,038 S * 9/2016 Kujawski D14/401
D770,568 S * 11/2016 Kujawski D14/401
D777,843 S * 1/2017 Kujawski D14/401
D783,722 S 4/2017 Peng
D786,980 S * 5/2017 Strahle D14/401
D786,981 S * 5/2017 Strahle D14/401
D815,211 S * 4/2018 Buller D21/333
D819,642 S * 6/2018 Ehara D14/401
D850,447 S 6/2019 Fulghum et al.
D870,207 S * 12/2019 Ali D21/333
D875,180 S * 2/2020 Wang D21/333
D875,836 S * 2/2020 Ehara D21/333
D881,992 S * 4/2020 Liu D21/333
D882,693 S * 4/2020 Ehara D21/333
D884,796 S * 5/2020 Zhou D14/401

(Continued)

(21) Appl. No.: **29/787,991**

(22) Filed: **Jun. 9, 2021**

(51) **LOC (13) Cl.** **21-01**

(52) **U.S. Cl.**
USPC **D21/333**

(58) **Field of Classification Search**
USPC D21/324-337, 566, 572-574; D14/217, D14/218, 356, 387, 388, 389, 400, 401, D14/415, 418, 426-431, 443, 447, 449, D14/450, 454, 455, 471, 474, 483, 496, D14/511; D13/164, 168
CPC A63F 13/00; A63F 13/98; A63F 13/24; A63F 9/0291; A63F 9/00; A63F 9/02; A63F 9/24; A63F 2300/00; A63F 2300/1031; A63F 13/214; A63F 13/23; G11B 33/123; G11B 25/043; G06F 1/169; G06F 1/1688; B60R 11/0217; H04M 1/233

See application file for complete search history.

(56) **References Cited**

U.S. PATENT DOCUMENTS

D709,882 S * 7/2014 Morris D14/401
D710,945 S * 8/2014 Biheller D14/401
D711,474 S * 8/2014 Wikel D14/401
D711,877 S * 8/2014 Bellinghausen D14/401
D711,879 S * 8/2014 Bellinghausen D14/401

OTHER PUBLICATIONS

“Best Nintendo Switch Accessories” posted Dec. 30, 2017[Online],[retrieved Feb. 26, 2022]. Retrieved from Internet: <https://www.cnet.com/tech/gaming/best-nintendo-switch-accessories/>.*

Primary Examiner — Mehri F Bajoul

(57) **CLAIM**

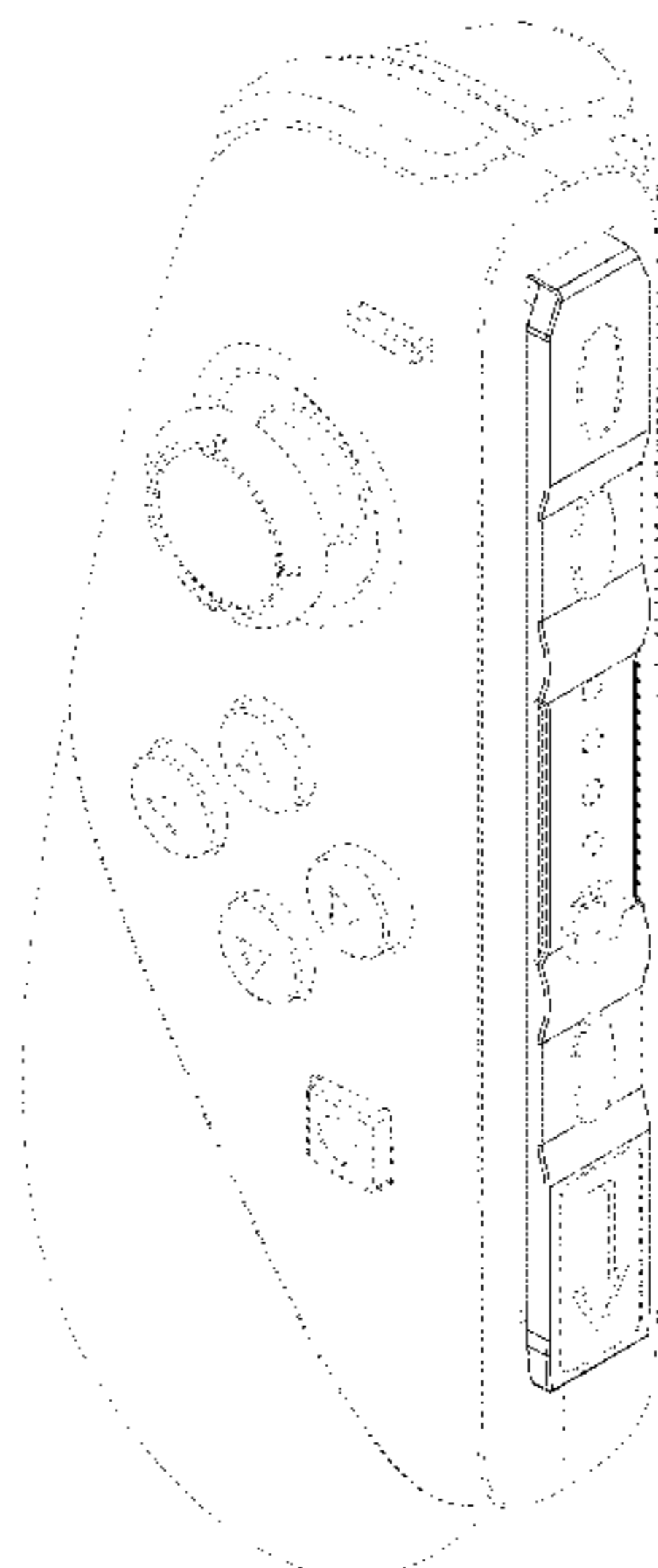
The ornamental design for a game controller, as shown and described.

DESCRIPTION

FIG. 1 is a perspective view of a game controller showing my new design;
FIG. 2 is another perspective view thereof;
FIG. 3 is a front elevational view thereof;
FIG. 4 is a rear elevational view thereof;
FIG. 5 is a left side elevational view thereof;
FIG. 6 is a right side elevational view thereof;
FIG. 7 is a top plan view thereof; and,
FIG. 8 is a bottom plan view thereof.

The broken lines in the drawings depict portions of the game controller that form no part of the claimed design.

1 Claim, 8 Drawing Sheets



(56)

References Cited

U.S. PATENT DOCUMENTS

D905,060	S	*	12/2020	Tsuchida	D14/401
D909,484	S	*	2/2021	Whitaker	D14/401
D912,153	S	*	3/2021	Ehara	D14/401
D912,155	S	*	3/2021	Yang	D21/333
D928,236	S	*	8/2021	Zhou	D21/333
D928,883	S	*	8/2021	Zhou	D21/333
D928,884	S	*	8/2021	Zhou	D21/333

* cited by examiner

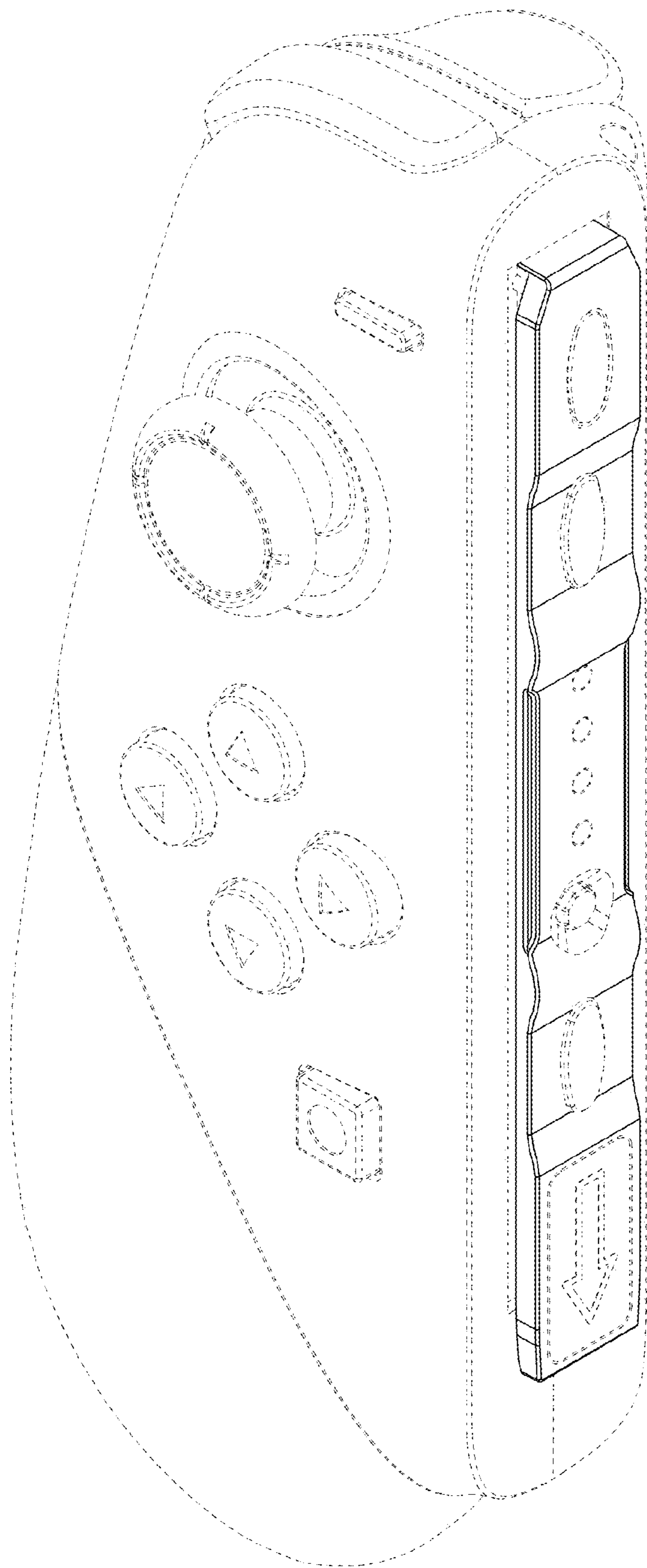


FIG. 1

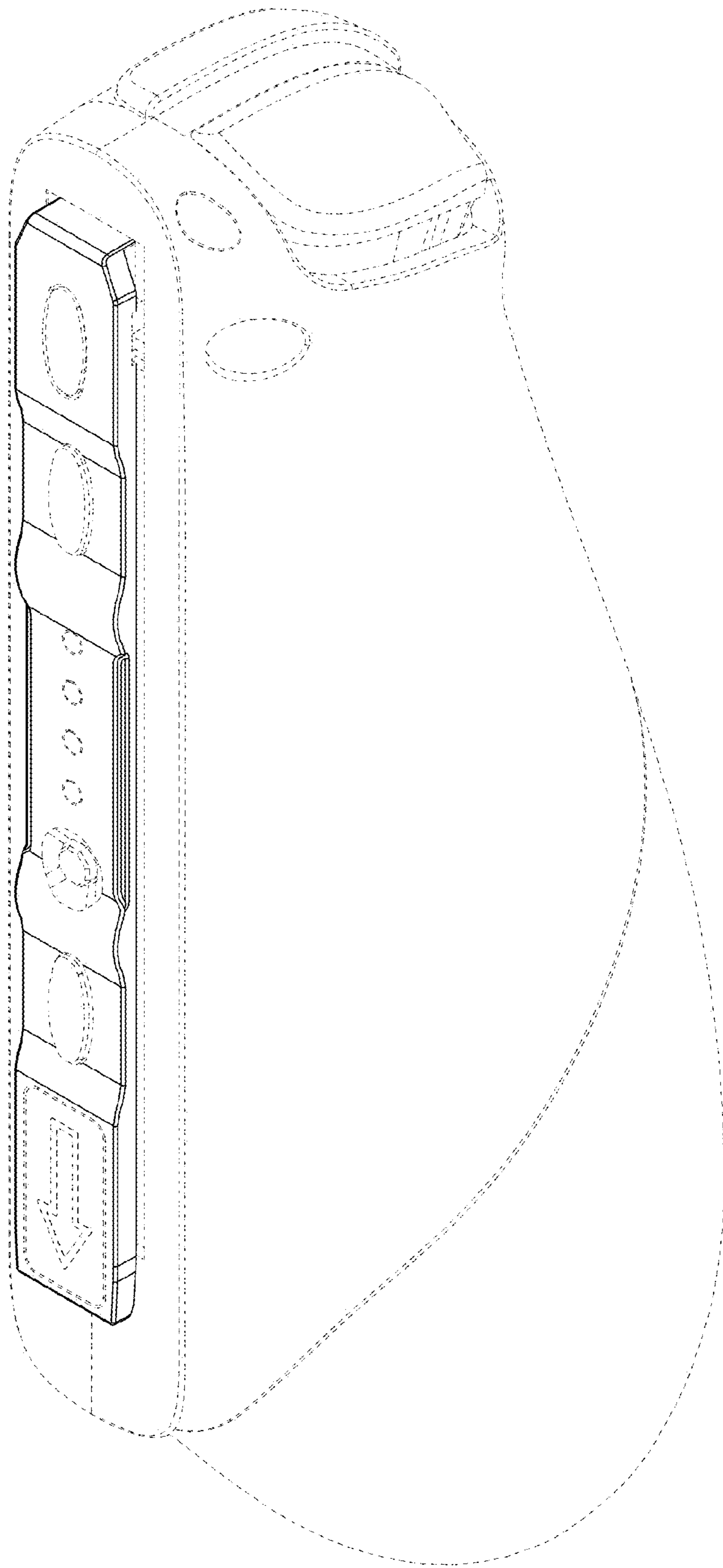


FIG. 2

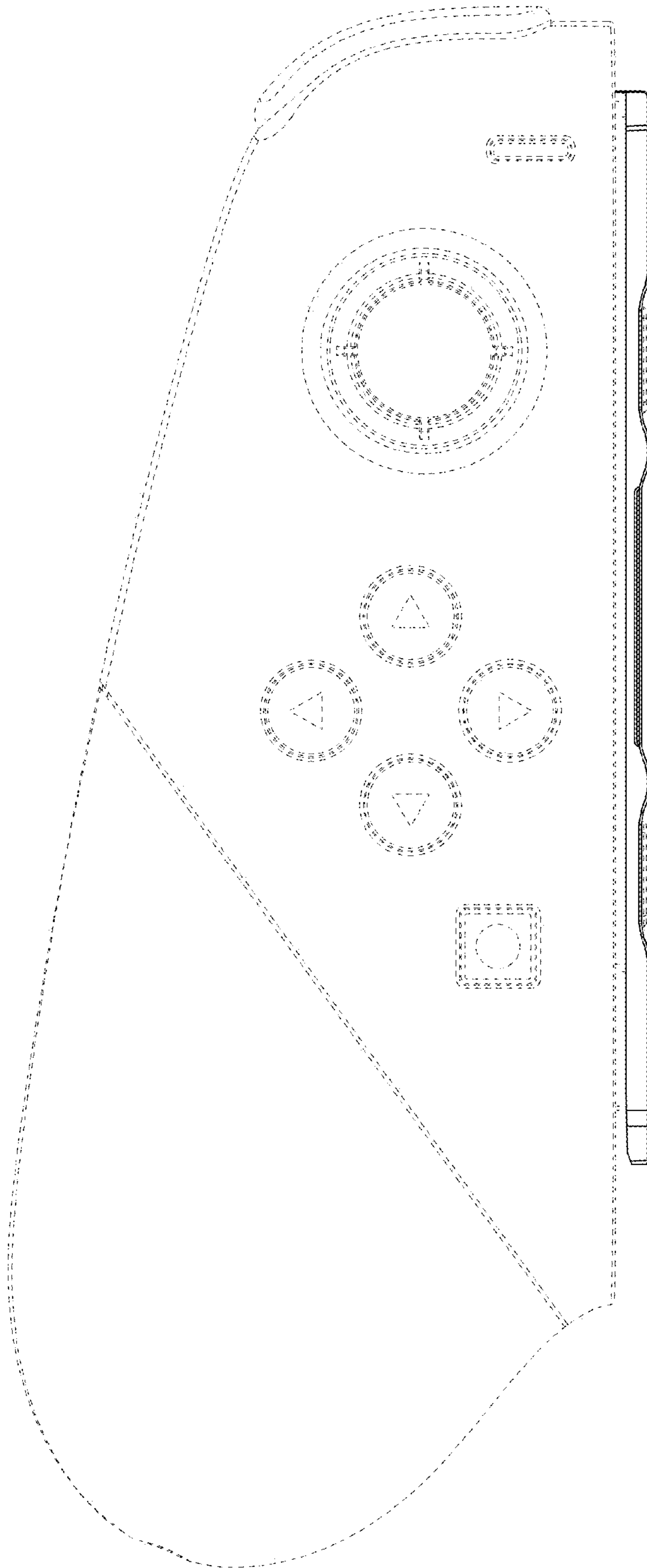


FIG. 3

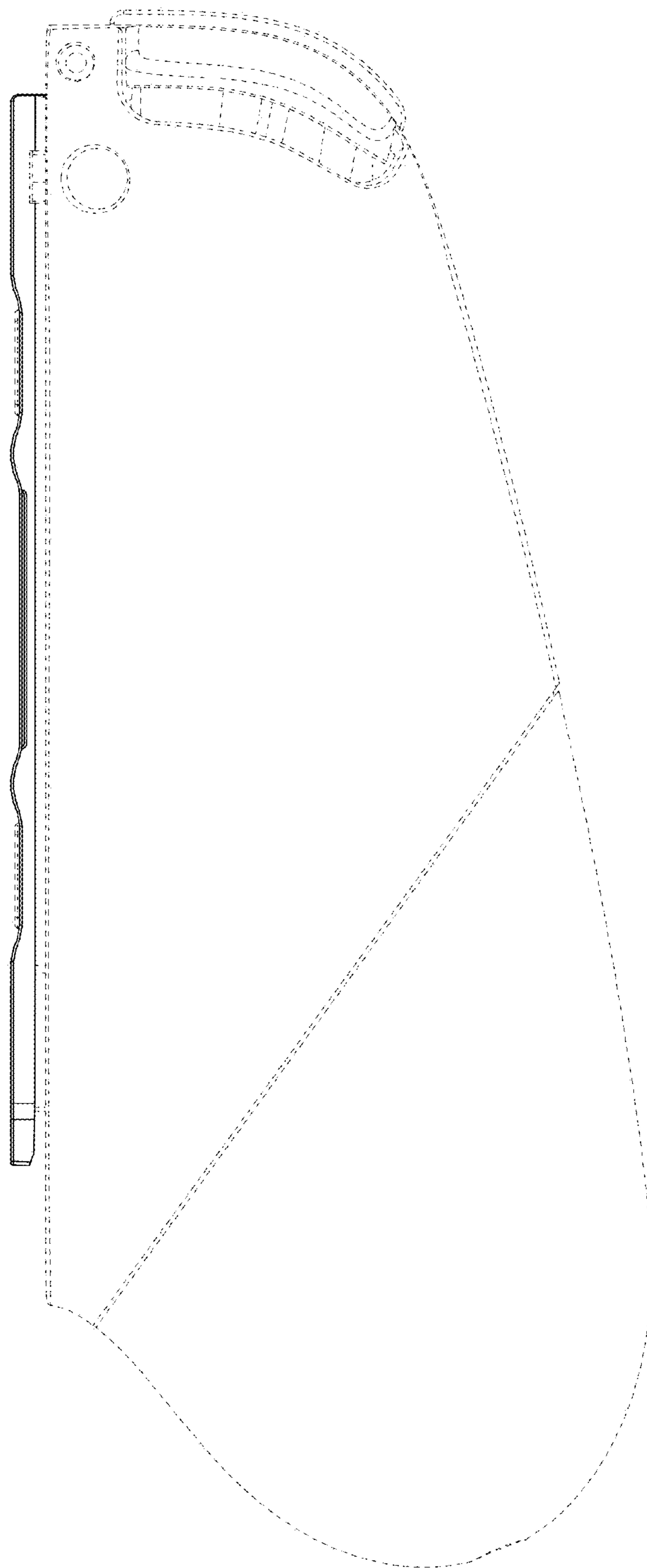


FIG. 4

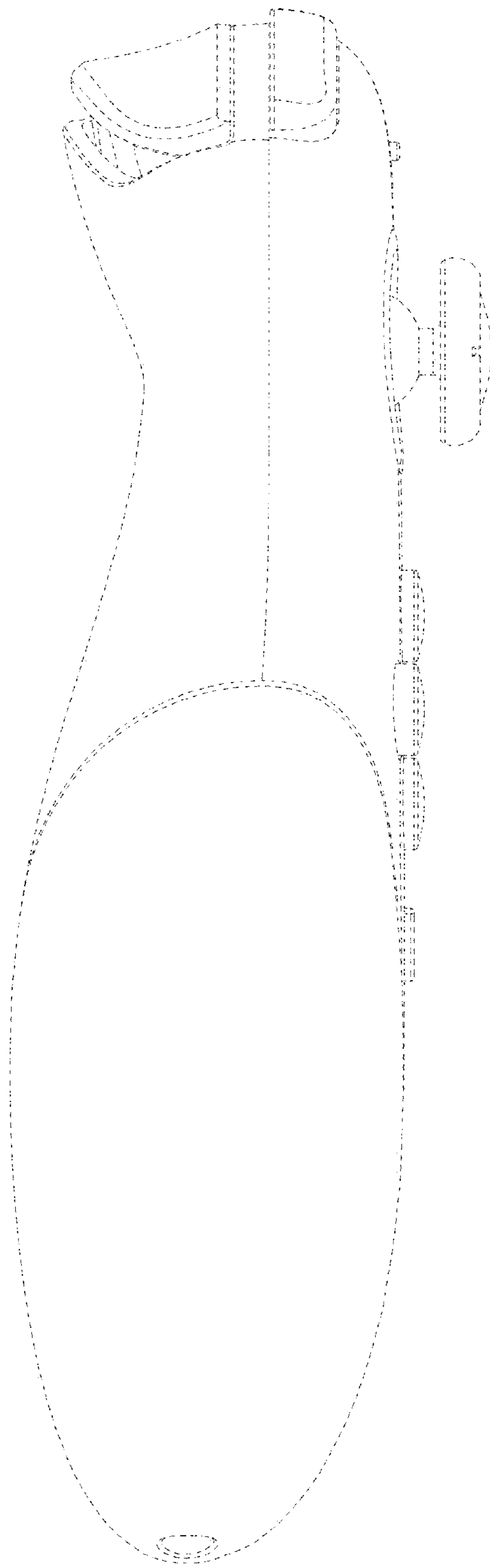


FIG. 5

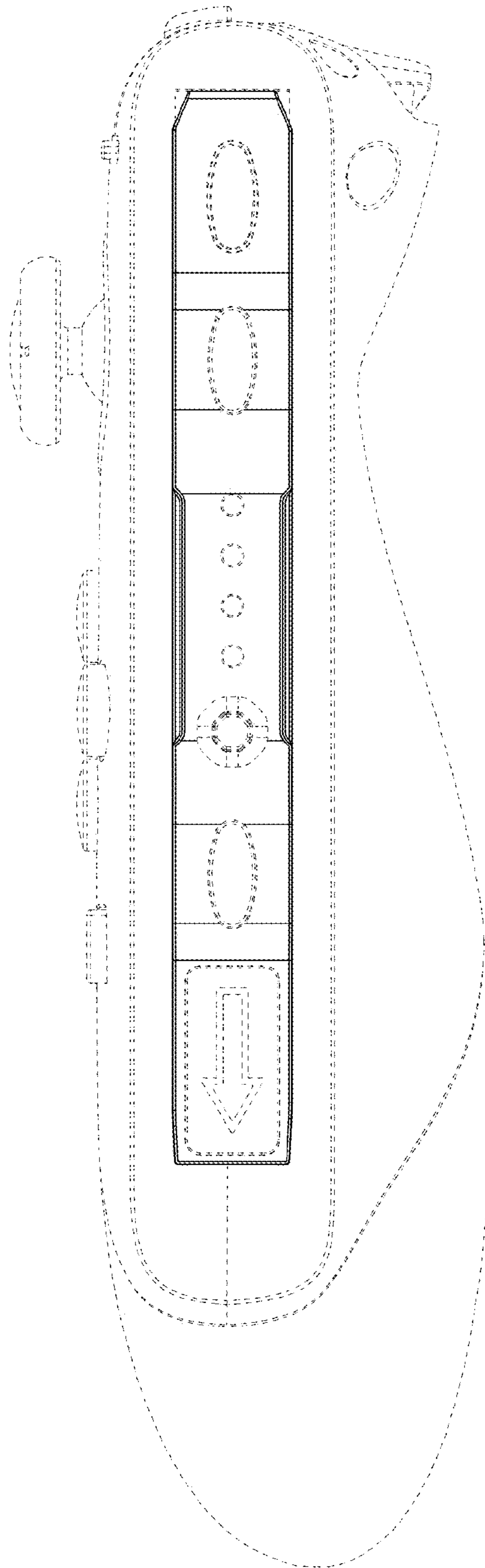


FIG. 6

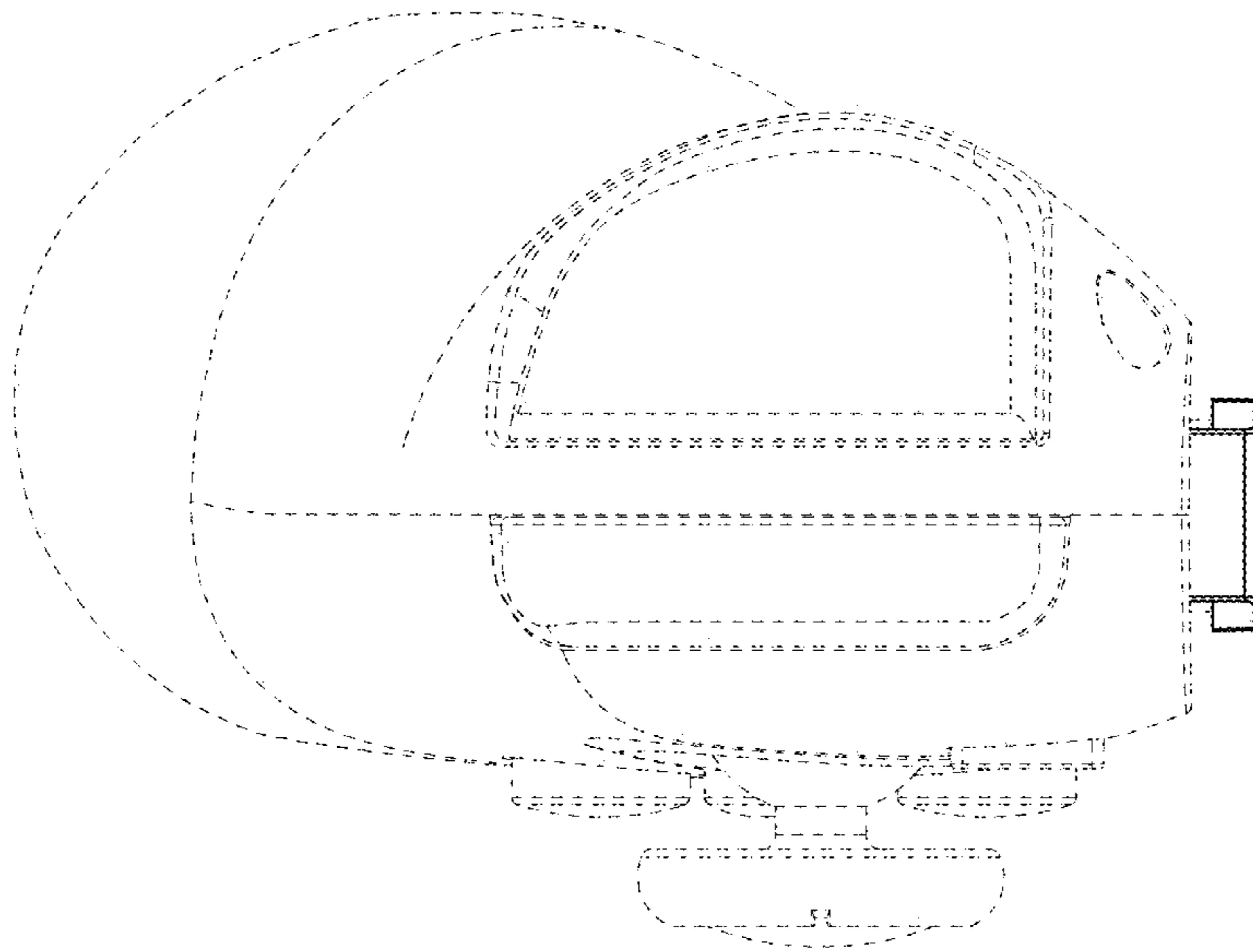


FIG. 7

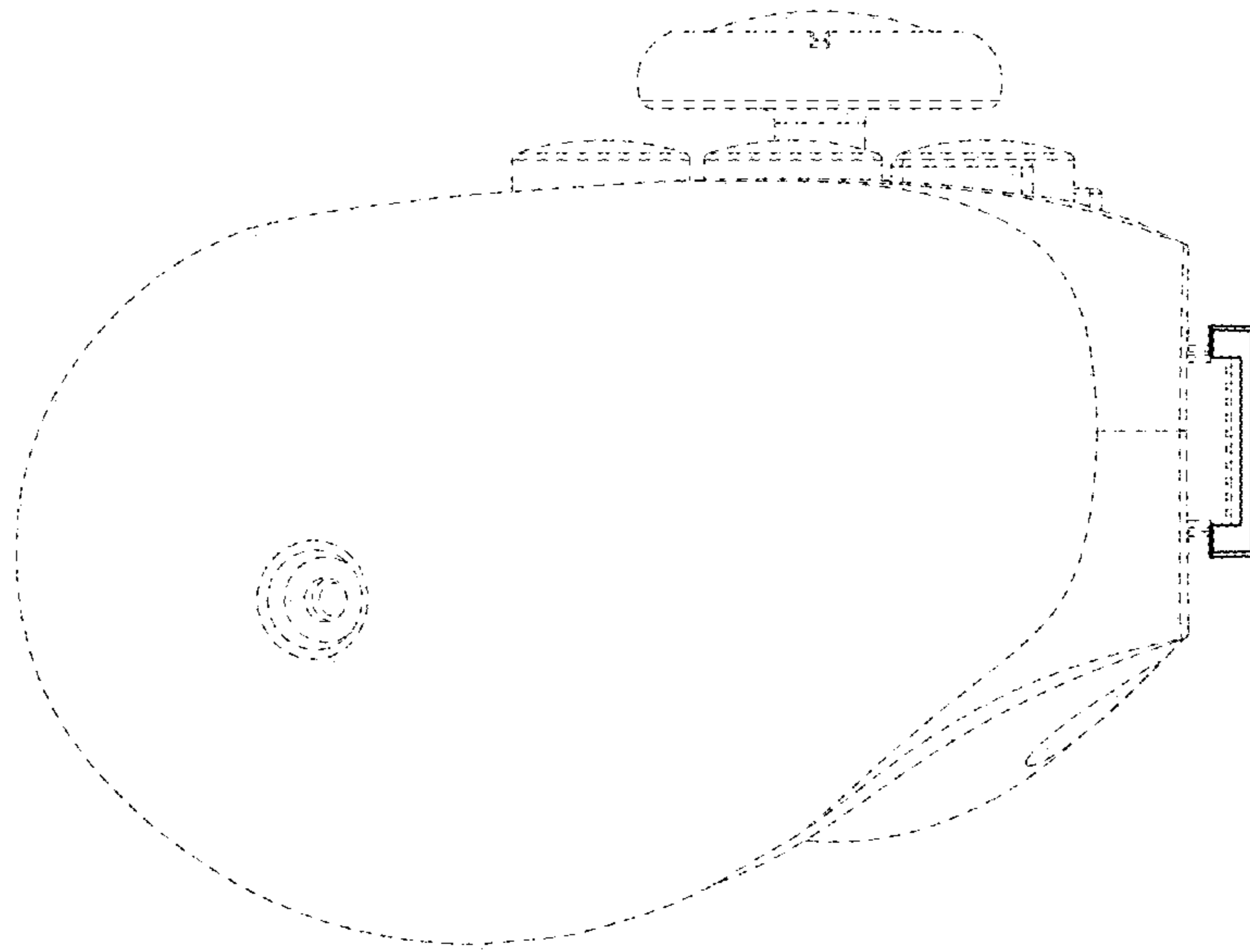


FIG. 8