



US00D956139S

(12) **United States Design Patent** (10) **Patent No.:** **US D956,139 S**
Tsuhara et al. (45) **Date of Patent:** **** *Jun. 28, 2022**

(54) **WRITING INSTRUMENT**
(71) Applicant: **Sanford, L.P.**, Atlanta, GA (US)
(72) Inventors: **Hanna A. Tsuhara**, Kalamazoo, MI (US); **Steven J. Muske**, Marietta, GA (US); **Priya P. Hoffman**, Cumming, GA (US)
(73) Assignee: **Sanford, L.P.**, Atlanta, GA (US)
(*) Notice: This patent is subject to a terminal disclaimer.
(**) Term: **15 Years**
(21) Appl. No.: **29/726,111**
(22) Filed: **Feb. 28, 2020**
(51) **LOC (13) Cl.** **19-06**
(52) **U.S. Cl.**
USPC **D19/173**
(58) **Field of Classification Search**
USPC D19/115-204; D14/411
CPC . B43K 5/005; B43K 7/12; B43K 8/00; B43K 8/02; B43K 8/04; B43K 8/06; B43K 21/003; B43K 21/006; B43K 23/004
See application file for complete search history.

5,898,427 A * 4/1999 Okamoto G06F 3/03545
345/179
6,739,780 B1 * 5/2004 Kuo B43K 5/005
401/195
D551,708 S * 9/2007 Leibeck D19/173
D626,996 S * 11/2010 Leibeck D19/173
D659,141 S * 5/2012 Watson D14/411
D682,937 S * 5/2013 Larson D19/173
D682,938 S * 5/2013 Larson D19/196
D682,939 S * 5/2013 Larson D19/197
D688,304 S * 8/2013 Larson D19/165
D729,874 S * 5/2015 Larson D19/169
D799,596 S * 10/2017 Lyon D19/173
D817,399 S * 5/2018 Kim D19/174
D822,763 S * 7/2018 Yochai D19/163
D853,490 S * 7/2019 Kim D19/177
D864,298 S * 10/2019 Li D19/177
D901,585 S * 11/2020 Vadenne D19/186
D916,704 S * 4/2021 Ding D14/411
D921,633 S * 6/2021 Huang D14/411
2011/0087070 A1 * 4/2011 Tilson A61B 5/6847
600/121

* cited by examiner

Primary Examiner — Elizabeth A. Albert

(57) **CLAIM**

The ornamental design for a writing instrument, as shown and described.

DESCRIPTION

FIG. 1 is a perspective view of a writing instrument, showing our new design;
FIG. 2 is a front view thereof;
FIG. 3 is a back view thereof;
FIG. 4 is a left view thereof;
FIG. 5 is a right view thereof;
FIG. 6 is a top view thereof; and,
FIG. 7 is a bottom view thereof.
The subject matter shown in dashed lines is for illustrative purposes and forms no part of the claimed design.

1 Claim, 6 Drawing Sheets

(56) **References Cited**
U.S. PATENT DOCUMENTS
D260,020 S * 7/1981 DuBois D19/156
4,765,767 A * 8/1988 Marynissen B43K 23/126
24/11 F
D308,396 S * 6/1990 Sekiguchi D19/177
D309,633 S * 7/1990 Itoh D19/173
D316,726 S * 5/1991 Itoh D19/170
D336,108 S * 6/1993 Kazunori D19/174
D390,602 S * 2/1998 Frank D19/146
D395,673 S * 6/1998 Baubil D19/173
D399,255 S * 10/1998 Melnick D19/173






FIG. 1




FIG. 2

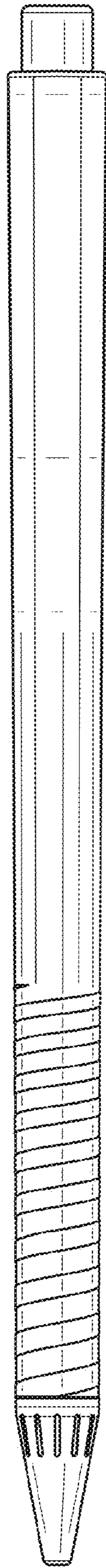


FIG. 3




FIG. 4




FIG. 5

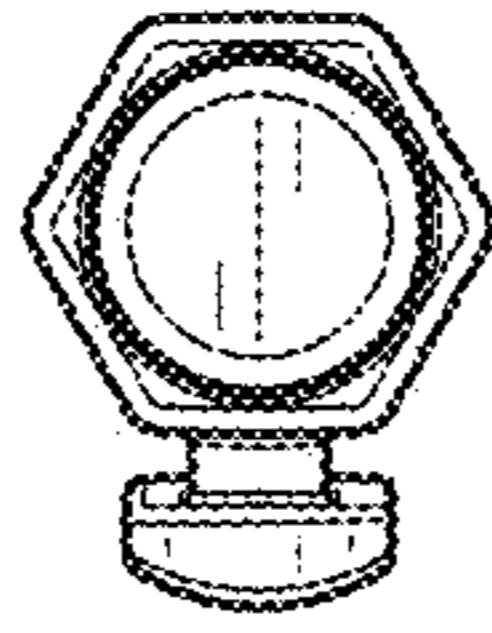


FIG. 6

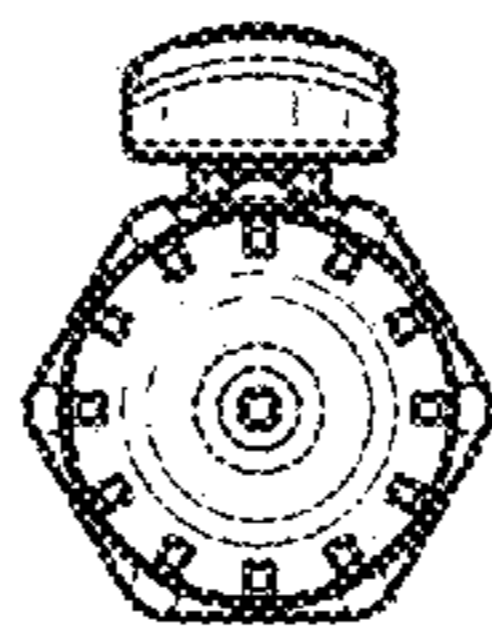


FIG. 7