

US00D956111S

(12) **United States Design Patent**
Collins et al.

(10) **Patent No.:** **US D956,111 S**
(45) **Date of Patent:** **** Jun. 28, 2022**

(54) **BODY PANEL FOR AN AGRICULTURAL VEHICLE**

D608,374 S * 1/2010 De Rycke D15/33
D643,052 S * 8/2011 Hagele D15/33
D648,357 S * 11/2011 Hagele D15/33
D746,342 S * 12/2015 Jacobsthal D15/33

(71) Applicant: **MCHALE ENGINEERING,**
Ballinrobe (IE)

(Continued)

(72) Inventors: **Donal Patrick Collins,** Dunmore (IE);
Paul McHale, Woodquay (IE)

FOREIGN PATENT DOCUMENTS

(73) Assignee: **McHale Engineering,** Ballinrobe (IE)

EM 001170450-0001 A1 10/2009

(**) Term: **15 Years**

Primary Examiner — Mark A Goodwin

(21) Appl. No.: **29/757,113**

(74) *Attorney, Agent, or Firm* — Sughrue Mion, PLLC

(22) Filed: **Nov. 3, 2020**

(57) **CLAIM**

The ornamental design for a body panel for an agricultural vehicle, as shown and described.

(30) **Foreign Application Priority Data**

DESCRIPTION

Nov. 2, 2020 (EM) 008234256

(51) **LOC (13) Cl.** **15-03**

(52) **U.S. Cl.**
USPC **D15/33; D15/28**

(58) **Field of Classification Search**
USPC D15/10–12, 22–26, 28, 33; 56/14.5–14.7,
56/16.6, 122–125
CPC A01B 73/00; A01D 75/00; A01D 41/06;
A01D 41/1208; A01D 41/00; A01D
67/00; A01D 45/00; A01D 45/02; A01D
45/021; A01D 43/081
See application file for complete search history.

FIG. 1 is a front, side perspective view of a body panel for an agricultural vehicle showing our new design; FIG. 2 is a perspective view from the rear and the same side to that of FIG. 1 of the body panel of FIG. 1; FIG. 3 is a side elevational view of the body panel of FIG. 1; FIG. 4 is a front end elevational view of the body panel of FIG. 1; FIG. 5 is a rear end elevational view of the body panel of FIG. 1; FIG. 6 is a top plan view of the body panel of FIG. 1; and, FIG. 7 is an underneath plan view of the body panel of FIG. 1.

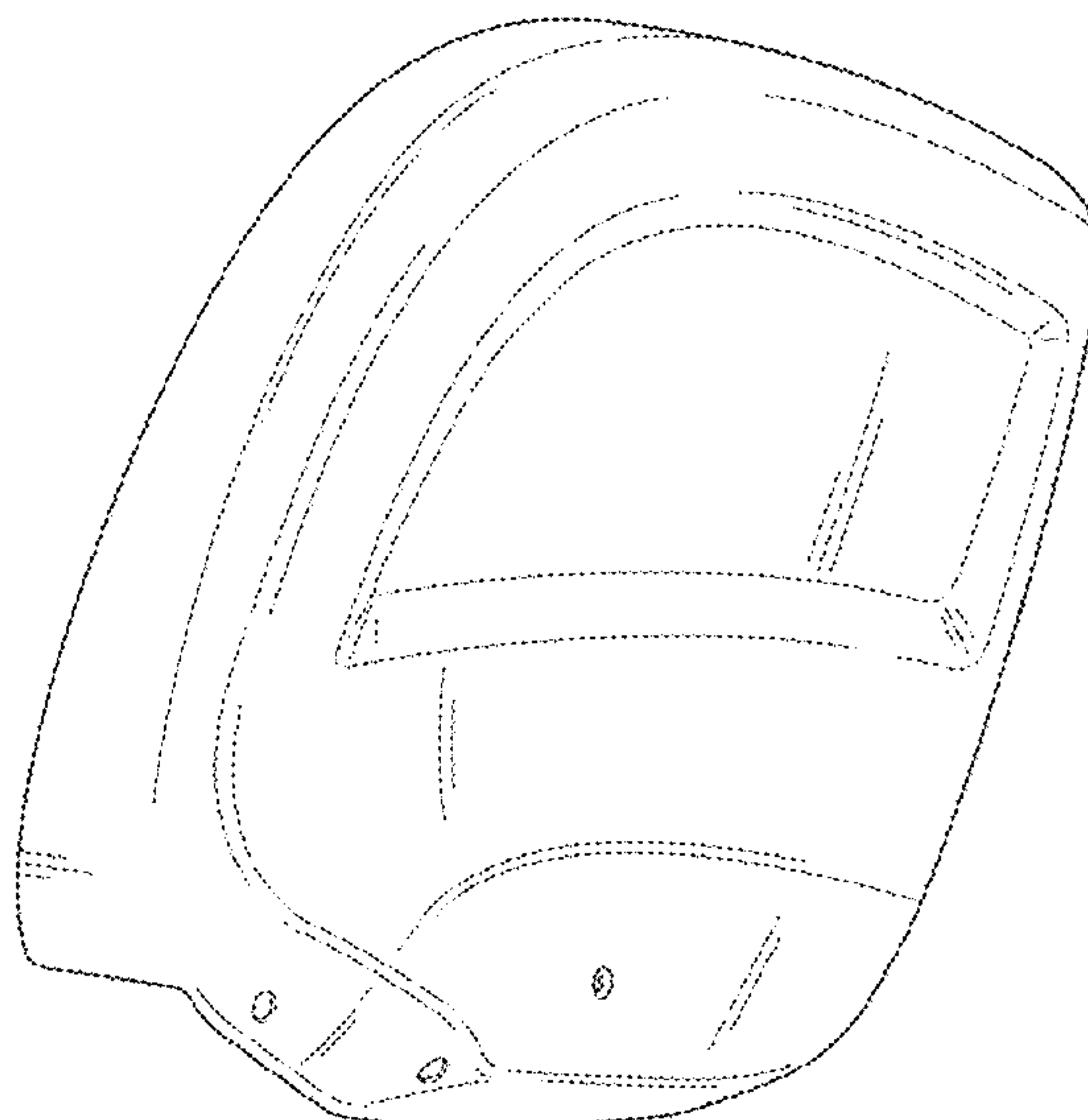
(56) **References Cited**

U.S. PATENT DOCUMENTS

D200,423 S * 2/1965 Kermes D15/27
D207,855 S * 6/1967 Kermes D15/27
D432,142 S * 10/2000 Olson D15/10
D432,143 S * 10/2000 Olson D15/10
D438,217 S * 2/2001 Olson D15/10
D438,218 S * 2/2001 McIlwraith D15/25
D526,336 S * 8/2006 Maas D15/10
D527,393 S * 8/2006 Maas D15/10

The design relates to a body panel for an agricultural vehicle, for example, a baler for bailing material, such as agricultural crop material. The body panel comprises a major side panel with narrow front, rear, top and bottom panels extending from the major side panel. The major side panel is slightly curved outwardly when viewed from the front and from the top, and includes an inwardly recessed panel extending over the upward portion of the major side panel.

1 Claim, 7 Drawing Sheets



(56)

References Cited

U.S. PATENT DOCUMENTS

D769,334 S *	10/2016	Ewringmann	D15/28
D773,535 S *	12/2016	Ewringmann	D15/28
D922,450 S *	6/2021	Rajopadhye	D15/33
D922,453 S *	6/2021	Rajopadhye	D15/33
D929,469 S *	8/2021	Rajopadhye	D15/28
D930,049 S *	9/2021	Ishii	D15/28
D931,345 S *	9/2021	Rajopadhye	D15/33
2006/0230950 A1 *	10/2006	Freihart	A01F 15/0858 100/88

* cited by examiner

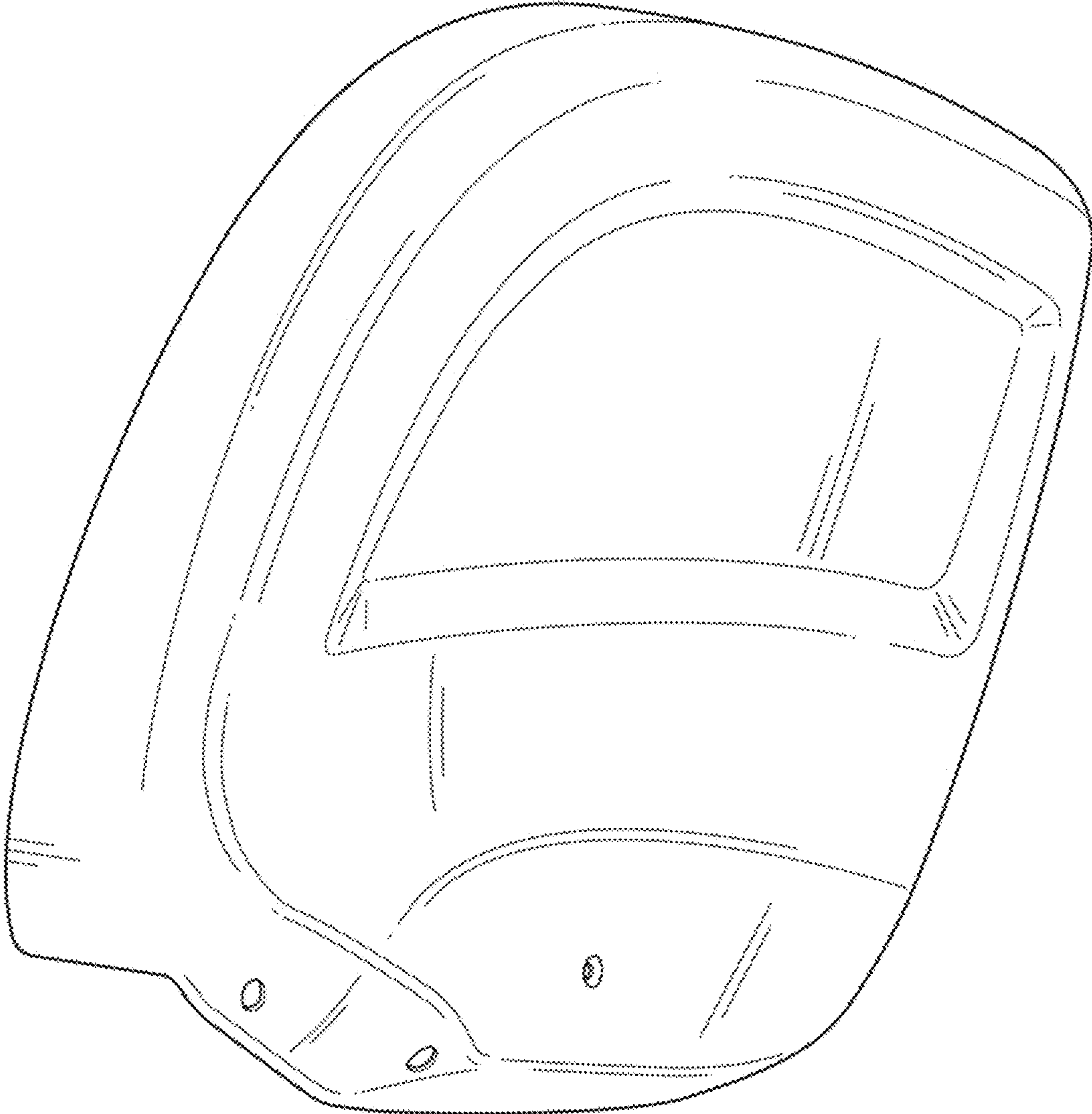


Fig. 1

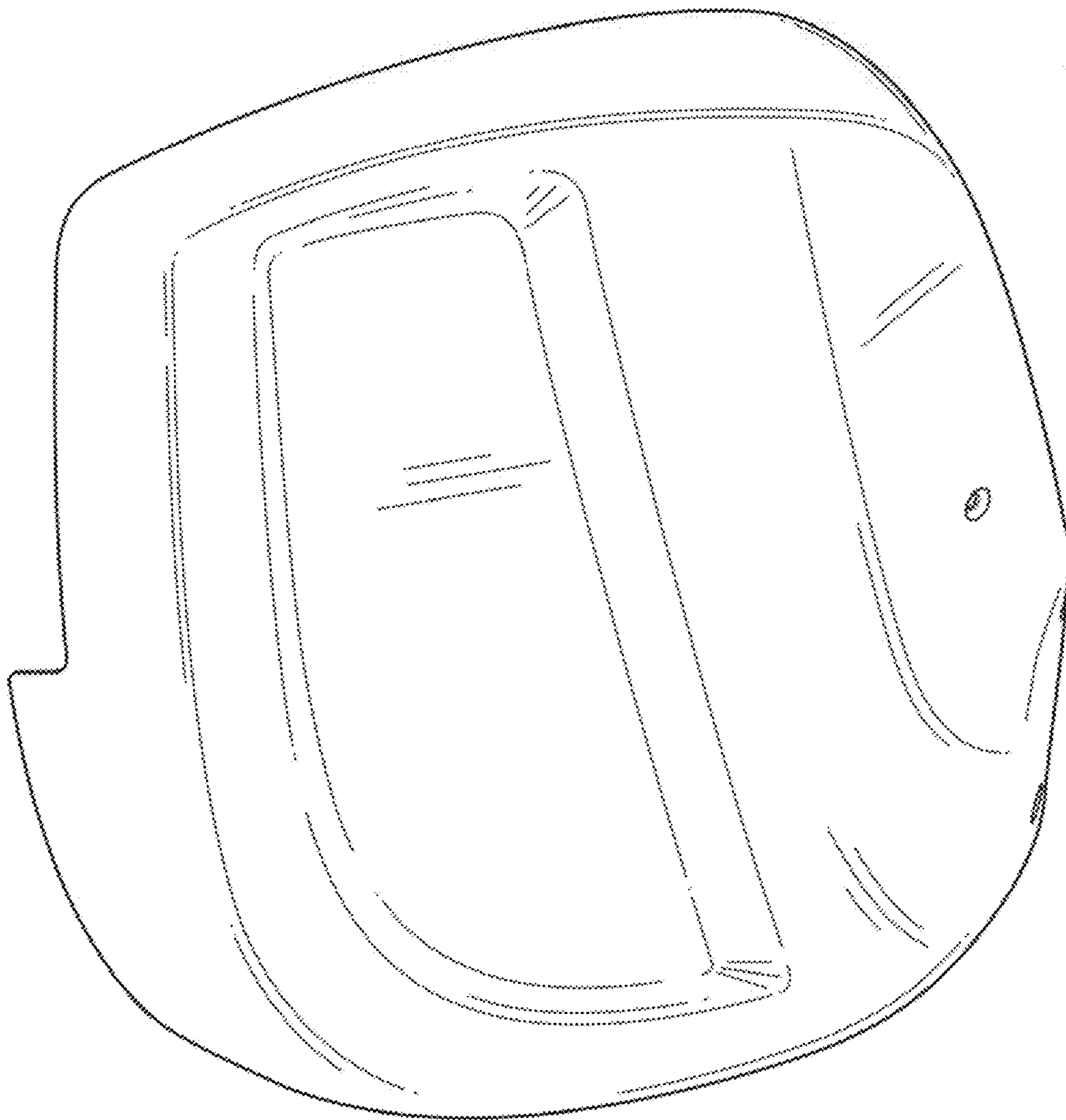


Fig. 2

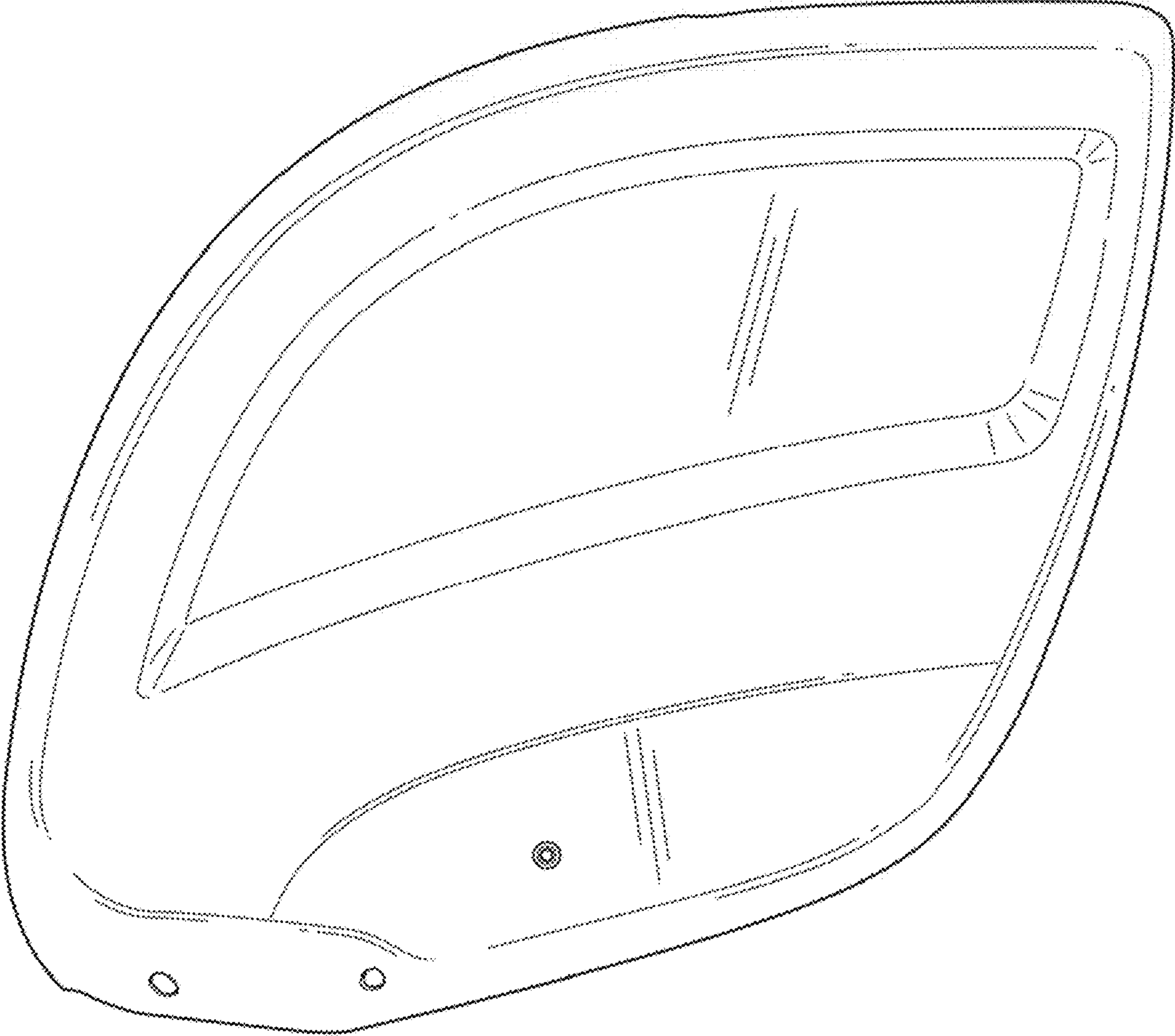


Fig. 3

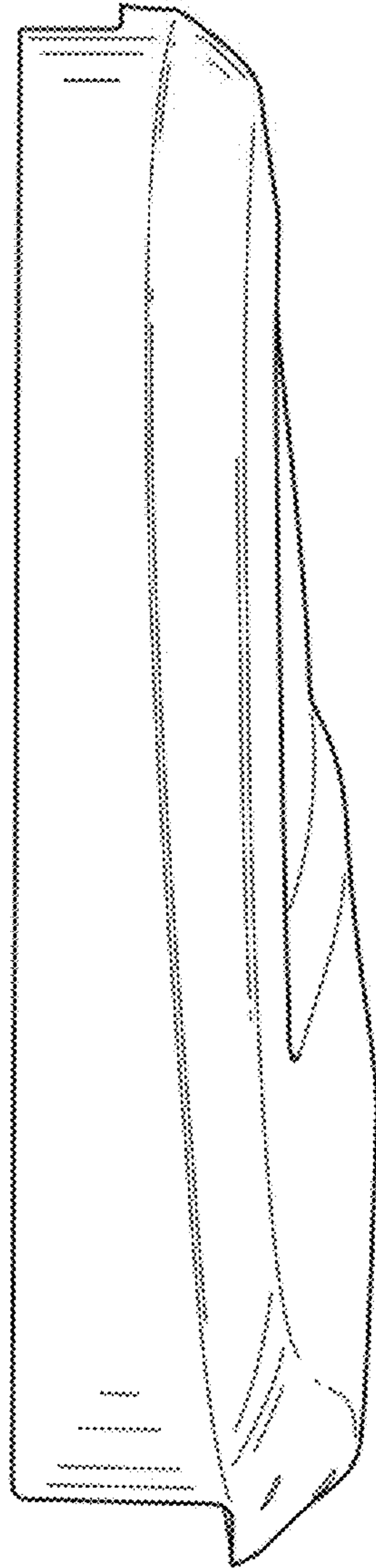


Fig. 4

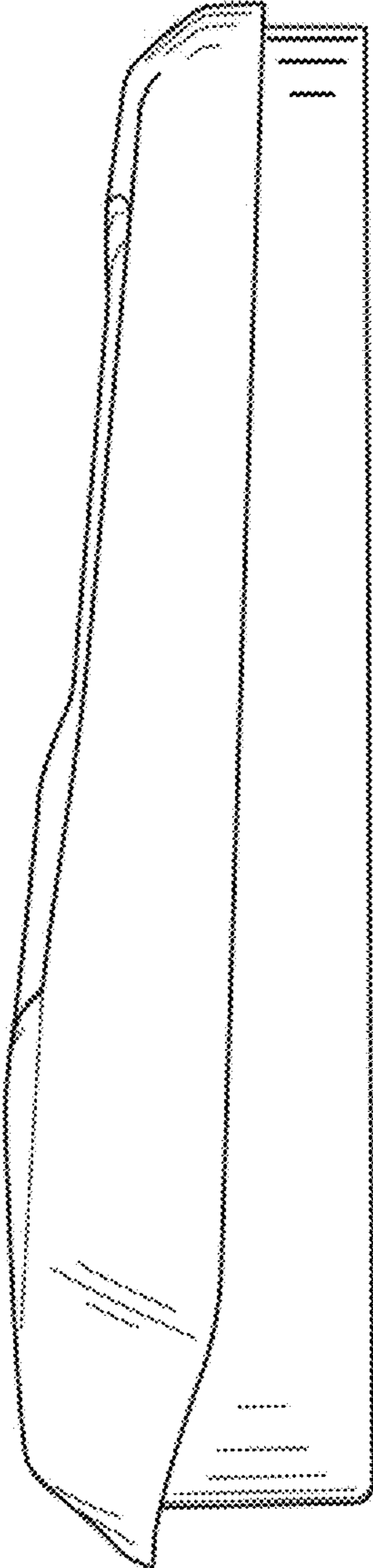


Fig. 5

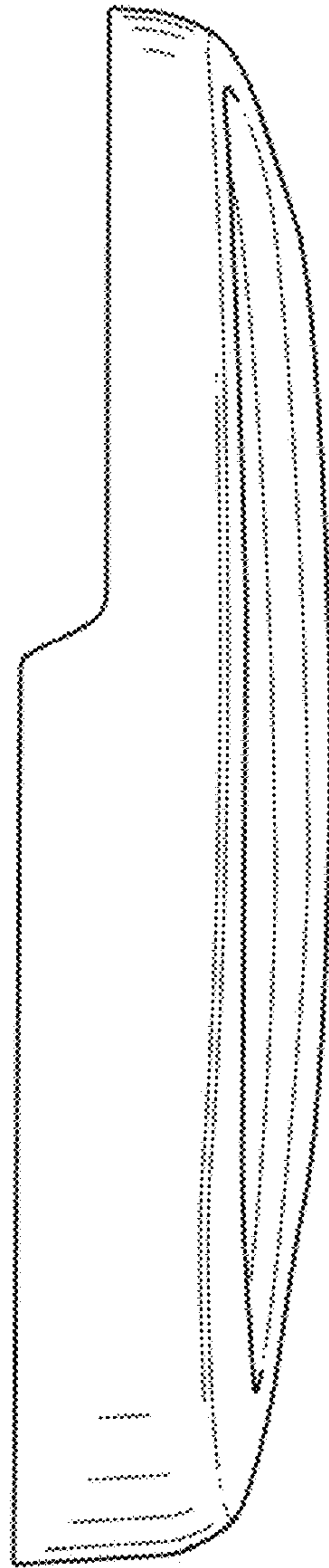


Fig. 6

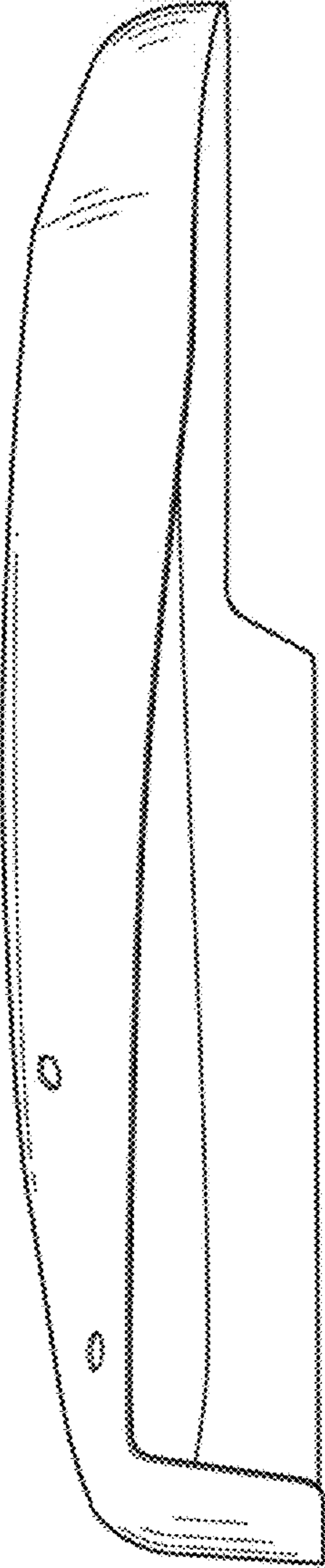


Fig. 7