



US00D956083S

(12) **United States Design Patent**
Roy et al.

(10) **Patent No.:** **US D956,083 S**
(45) **Date of Patent:** **** Jun. 28, 2022**

(54) **DISPLAY SCREEN OR PORTION THEREOF WITH AN ANIMATED GRAPHICAL USER INTERFACE**

D855,062 S * 7/2019 Krieter D14/485
D879,798 S * 3/2020 Nook D14/485
D897,370 S * 9/2020 Ueta D14/492

(Continued)

(71) Applicant: **Hyster-Yale Group, Inc.**, Fairview, OR (US)

FOREIGN PATENT DOCUMENTS

(72) Inventors: **Neha Roy**, Arnhem (NL); **Chris van de Werdt**, Beneden-Leeuwen (NL); **Juha Kauko**, Helsinki (FI); **Marina Allén**, Helsinki (FI)

JP D1359056 * 4/2009
JP D1528840 * 6/2015

(73) Assignee: **Hyster-Yale Group, Inc.**, Fairview, OR (US)

OTHER PUBLICATIONS

(**) Term: **15 Years**

Flat Mobile UI UX Design Web Stock Vector, by Shelukhina, shutterstock.com [online], published on Mar. 13, 2018, [retrieved on Dec. 16, 2021], retrieved from the Internet <URL: https://www.shutterstock.com/image-vector/flat-mobile-ui-ux-design-web-1039611370> (Year: 2018).*

(21) Appl. No.: **29/747,925**

Primary Examiner — Ian F Whitmore

(22) Filed: **Aug. 26, 2020**

(74) *Attorney, Agent, or Firm* — Laurence & Phillips IP Law

(51) **LOC (13) Cl.** **14-04**

(57) **CLAIM**

(52) **U.S. Cl.**
USPC **D14/486**; D14/492

We claim the ornamental design for a display screen or portion thereof with an animated graphical user interface, as shown and described.

(58) **Field of Classification Search**
USPC D14/485–495; D20/10, 11, 22–33, 39, D20/40; D5/20, 26, 30, 40, 63–65
CPC G06F 3/048–04897; G06F 3/0484; B60L 2250/16; B66F 9/0759; B66F 9/0755; G05B 19/418; G11B 19/027; H04L 67/025; A63F 2300/308; A63F 13/53
See application file for complete search history.

DESCRIPTION

(56) **References Cited**

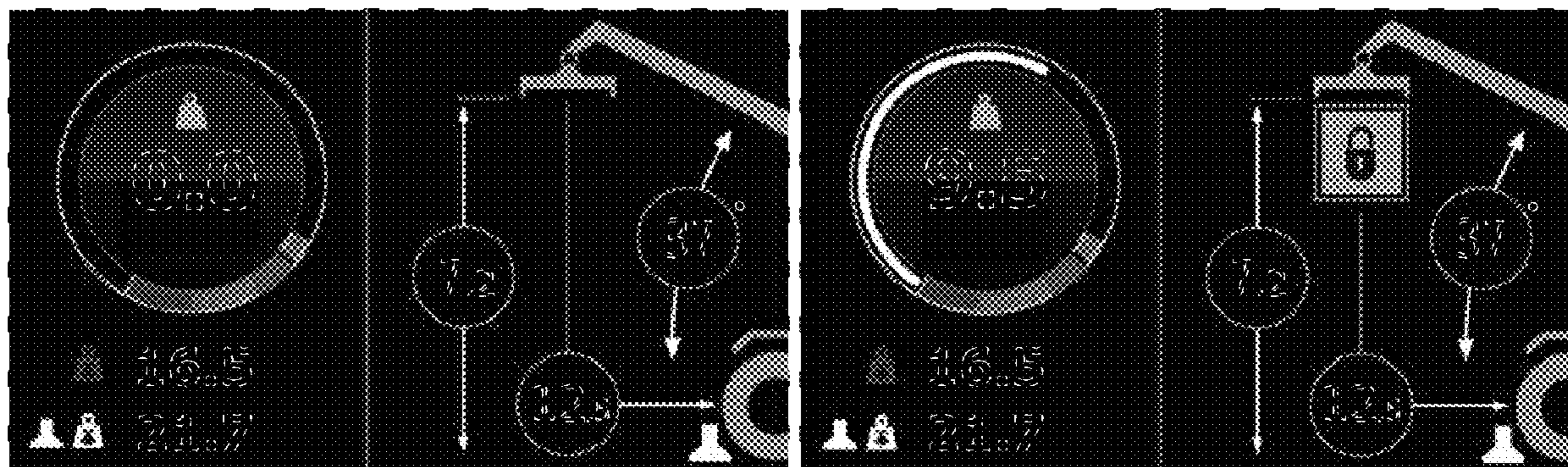
U.S. PATENT DOCUMENTS

5,835,693 A * 11/1998 Lynch G06F 30/17 345/473
6,366,293 B1 * 4/2002 Hamilton B25J 9/1671 345/420
D675,637 S * 2/2013 Willard D14/486
D832,289 S * 10/2018 Chen D14/486
D834,591 S * 11/2018 Lehmann D14/485
D851,677 S * 6/2019 Juhlin D14/492

FIG. 1 is a front view of a display screen or portion thereof with an animated graphical user interface showing a first image of the claimed design; and, FIG. 2 is a second image thereof.

The outermost broken-line border shown in FIGS. 1 and 2 illustrates the perimeter of a display screen or a portion thereof, as well as the boundary of the claimed design, and forms no part of the claimed design. The remaining broken lines illustrate portions of a graphical user interface and form no part of the claimed design. The appearance of the animated images sequentially transitions between the images shown in FIGS. 1 and 2. The process or period in which one image transitions to another forms no part of the claimed design.

1 Claim, 1 Drawing Sheet



(56)

References Cited

U.S. PATENT DOCUMENTS

D924,918 S * 7/2021 Park D14/486
D940,185 S * 1/2022 Kouthoofd D14/486
D941,862 S * 1/2022 Folken D14/486
11,230,463 B2 * 1/2022 Lombardo B66F 9/07554
2017/0024110 A1 * 1/2017 Xu G06F 3/165
2021/0276848 A1 * 9/2021 Miller B60L 50/66

* cited by examiner

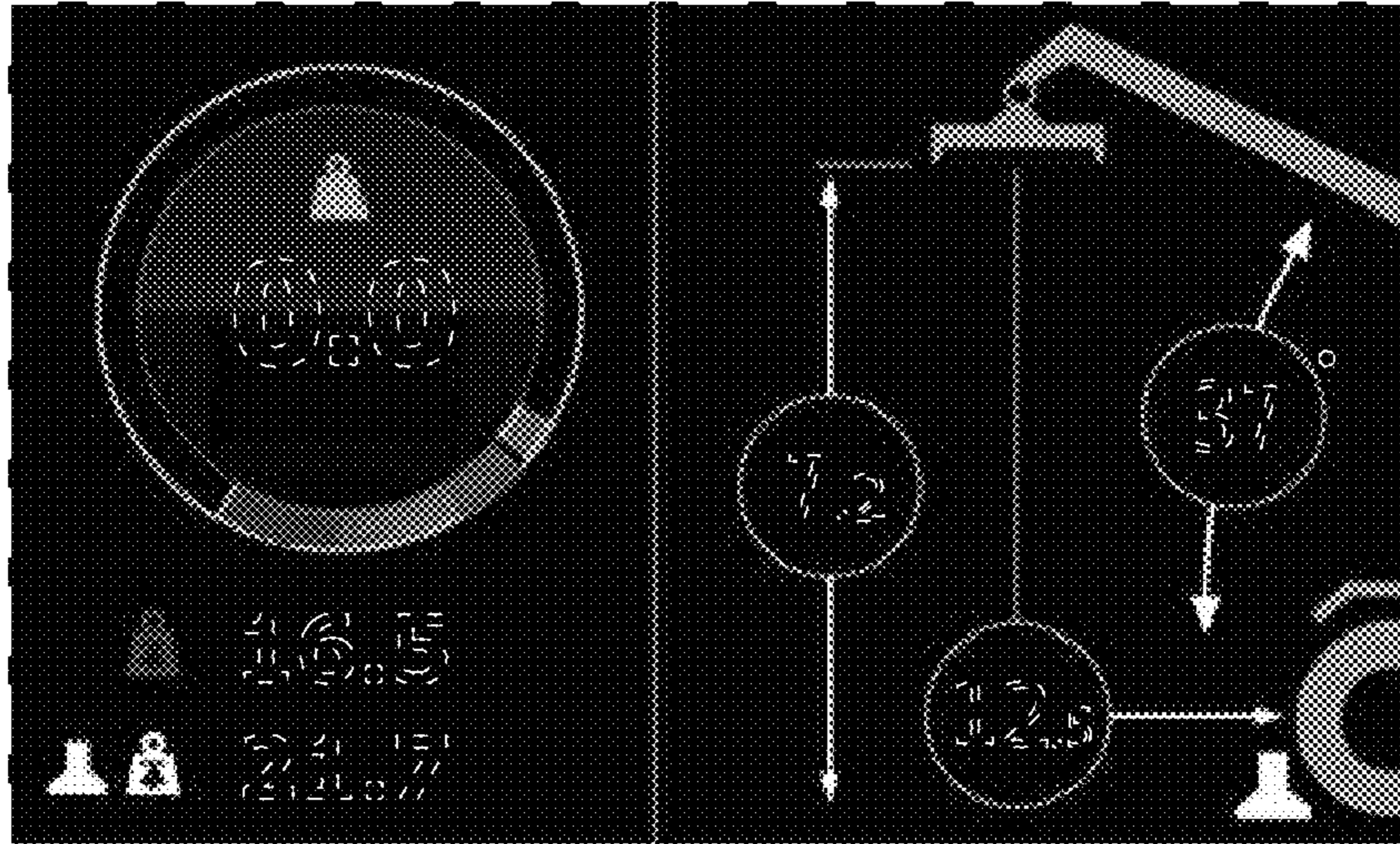


FIG. 1

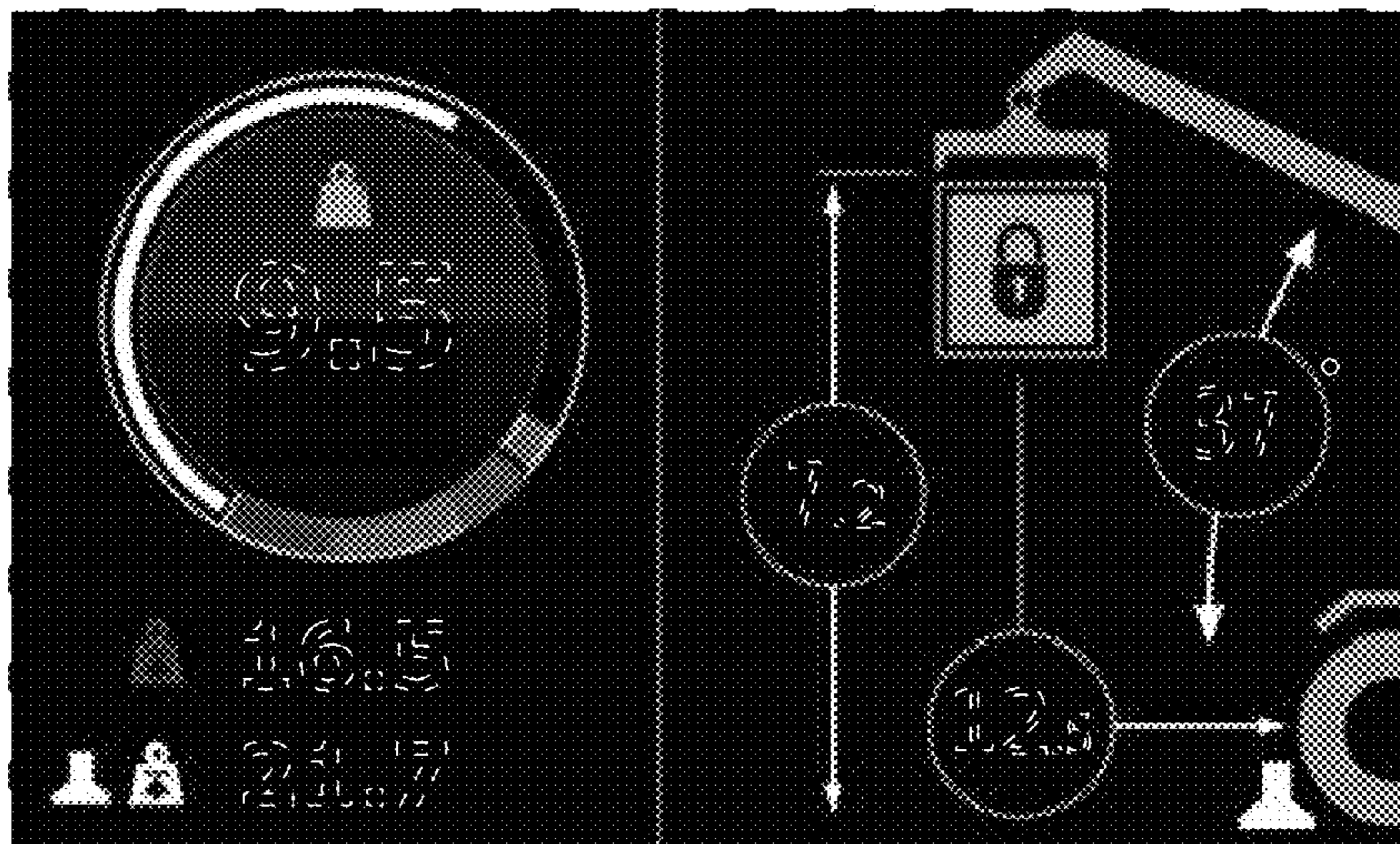


FIG. 2