



US00D956033S

(12) **United States Design Patent** (10) **Patent No.:** **US D956,033 S**  
**Hu** (45) **Date of Patent:** **\*\* Jun. 28, 2022**

(54) **PHONE CASE WITH CARD HOLDER**

*Primary Examiner* — Carla J Wright

(71) Applicant: **Foshan Nanhai Hengpinshijia Leather Co., Ltd.**, Guangdong (CN)

(57) **CLAIM**

(72) Inventor: **Hanhong Hu**, Guangdong (CN)

The ornamental design for a phone case with card holder, as shown and described.

(73) Assignee: **Foshan Nanhai Hengpinshijia Leather Co., Ltd.**, Foshan (CN)

(\*\*) Term: **15 Years**

**DESCRIPTION**

(21) Appl. No.: **29/797,944**

(22) Filed: **Jul. 4, 2021**

(51) **LOC (13) Cl.** ..... **14-03**

(52) **U.S. Cl.**  
USPC ..... **D14/250**

(58) **Field of Classification Search**  
USPC ..... D14/203.3–203.7, 439, 251–253, 447, D14/217, 240, 238.1, 440, 248, 250; D13/103, 107–108, 119; D3/201, 218, D3/247, 249, 269, 273, 301, 303  
CPC ..... H04B 1/3888; A45C 11/00; A45C 13/02; A45C 2011/002; A45C 1/06; A45F 2200/0525; A45F 2005/026; A45F 2200/0516; H04M 1/0283; H04M 1/0202  
See application file for complete search history.

FIG. 1 is a perspective view of a phone case with card holder showing my new design;  
FIG. 2 is a perspective view thereof showing the phone case and card holder components of the design in a separated state for clarity of disclosure;  
FIG. 3 is a front view thereof showing the phone case component of the design in isolation for clarity of disclosure;  
FIG. 4 is a back view thereof;  
FIG. 5 is a left side view thereof;  
FIG. 6 is a right side view thereof;  
FIG. 7 is a top view thereof;  
FIG. 8 is a bottom view thereof;  
FIG. 9 is a front view thereof showing the card holder component of the design in isolation for clarity of disclosure;  
FIG. 10 is a back view thereof;  
FIG. 11 is a left side view thereof;  
FIG. 12 is a right side view thereof;  
FIG. 13 is a top view thereof; and,  
FIG. 14 is a bottom view thereof.

(56) **References Cited**

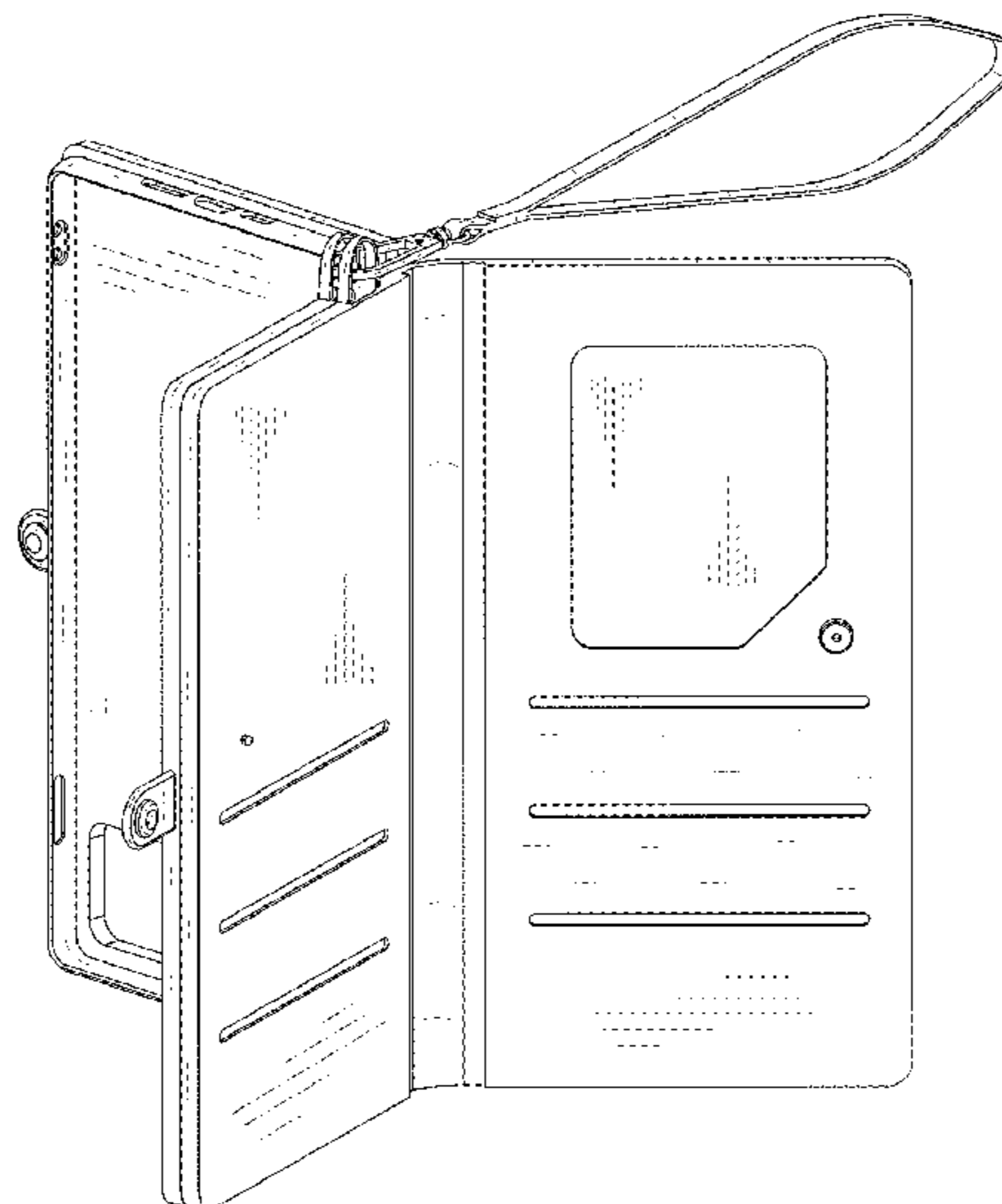
**U.S. PATENT DOCUMENTS**

D414,033 S *	9/1999	Rohm	.....	D3/249
D688,655 S	8/2013	Rey-Hipolito		
D707,219 S *	6/2014	Kim	.....	D14/250
D714,054 S *	9/2014	Kershenstein	.....	D3/269
D729,522 S *	5/2015	Kim	.....	D3/249
D733,111 S *	6/2015	Kim	.....	D14/250
D737,828 S *	9/2015	Albano	.....	D14/440
D738,620 S *	9/2015	Schmole	.....	D3/249
D759,966 S	6/2016	Pignotti		
D761,563 S *	7/2016	Requa	.....	D3/249
D767,888 S *	10/2016	Kim	.....	D3/249

(Continued)

For clarity of disclosure, the components of the phone case with card holder are shown in isolation in FIGS. 3-14 and separated in FIG. 2. Although the phone case with card holder, in which the claimed design is embodied, consists of a phone case component and a card holder component, the claim is directed to the overall ornamental appearance of the phone case with card holder in its entirety and does not extend to the ornamental appearance of each of the individual components in isolation.

**1 Claim, 14 Drawing Sheets**



(56)

**References Cited**

## U.S. PATENT DOCUMENTS

D778,896	S	*	2/2017	Park	.....	D14/250
D793,082	S	*	8/2017	Zhang	.....	D3/249
D794,952	S	*	8/2017	Feng	.....	D3/247
D803,558	S	*	11/2017	Liu	.....	D3/247
D806,378	S	*	1/2018	Lerenthal	.....	D3/201
D814,185	S	*	4/2018	Liu	.....	D3/249
D816,181	S	*	4/2018	Chen	.....	D22/117
D843,992	S	*	3/2019	Lu	.....	D14/250
D856,671	S	*	8/2019	Li	.....	D3/249
D858,096	S	*	9/2019	Liu	.....	D3/249
D866,179	S	*	11/2019	Zhao	.....	D3/249
D869,843	S	*	12/2019	Zhou	.....	D3/249
D871,066	S	*	12/2019	Feng	.....	D3/249
D880,855	S	*	4/2020	Lu	.....	D3/249
D892,107	S	*	8/2020	Zhao	.....	D14/250
D895,599	S	*	9/2020	Zhao	.....	D14/250
D900,800	S	*	11/2020	Sirju	.....	D3/249
D903,314	S	*	12/2020	Liu	.....	D3/249
D903,315	S	*	12/2020	Liu	.....	D3/249
D908,353	S	*	1/2021	Peng	.....	D3/249
2015/0034291	A1	*	2/2015	Wong	.....	F28F 21/00 165/185
2015/0230570	A1	*	8/2015	Kim	.....	H04M 1/185 150/139
2018/0205410	A1	*	7/2018	Green	.....	H04B 1/3888
2019/0072998	A1	*	3/2019	Hwang	.....	G06F 1/1626

\* cited by examiner

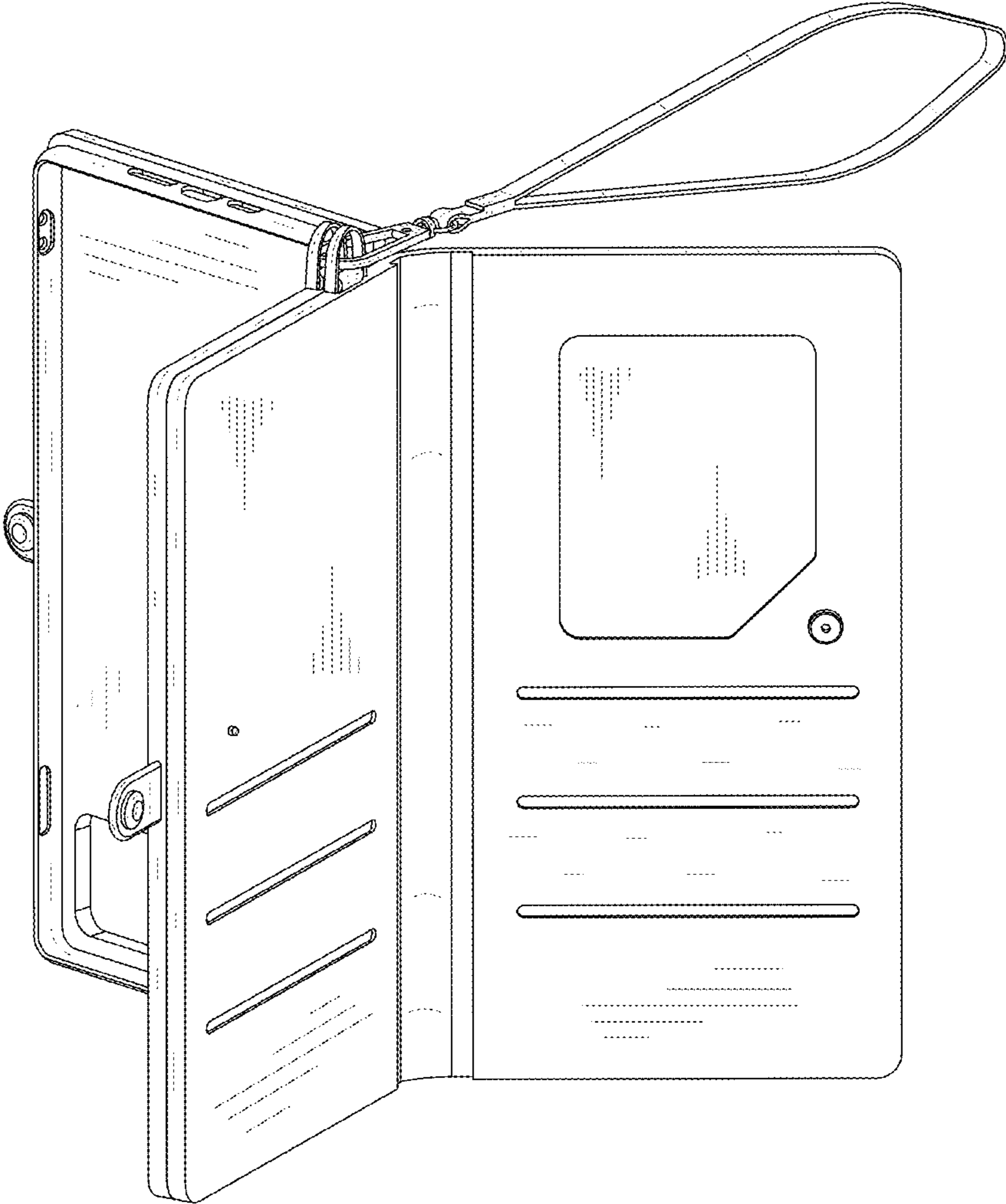


FIG. 1

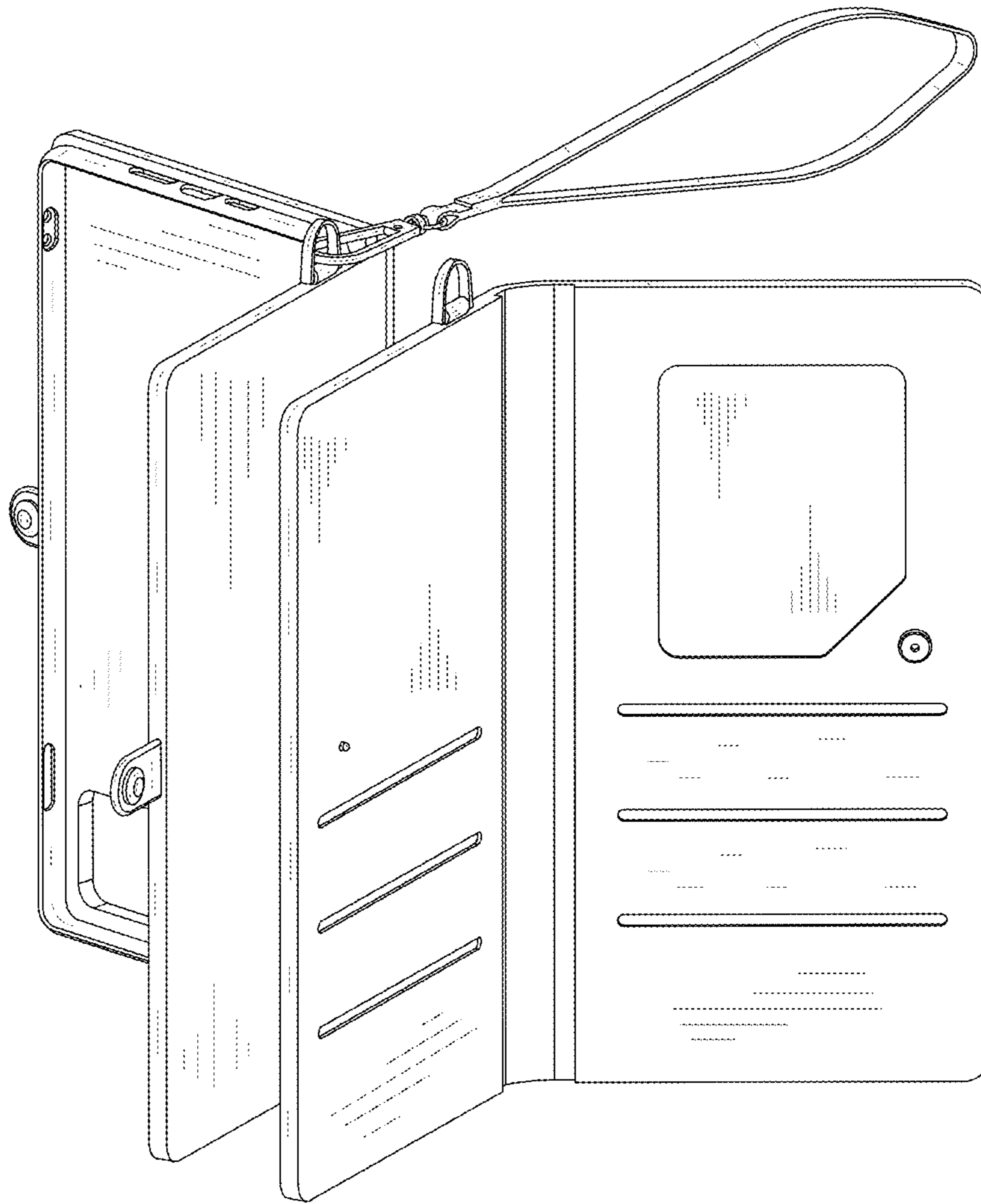


FIG. 2

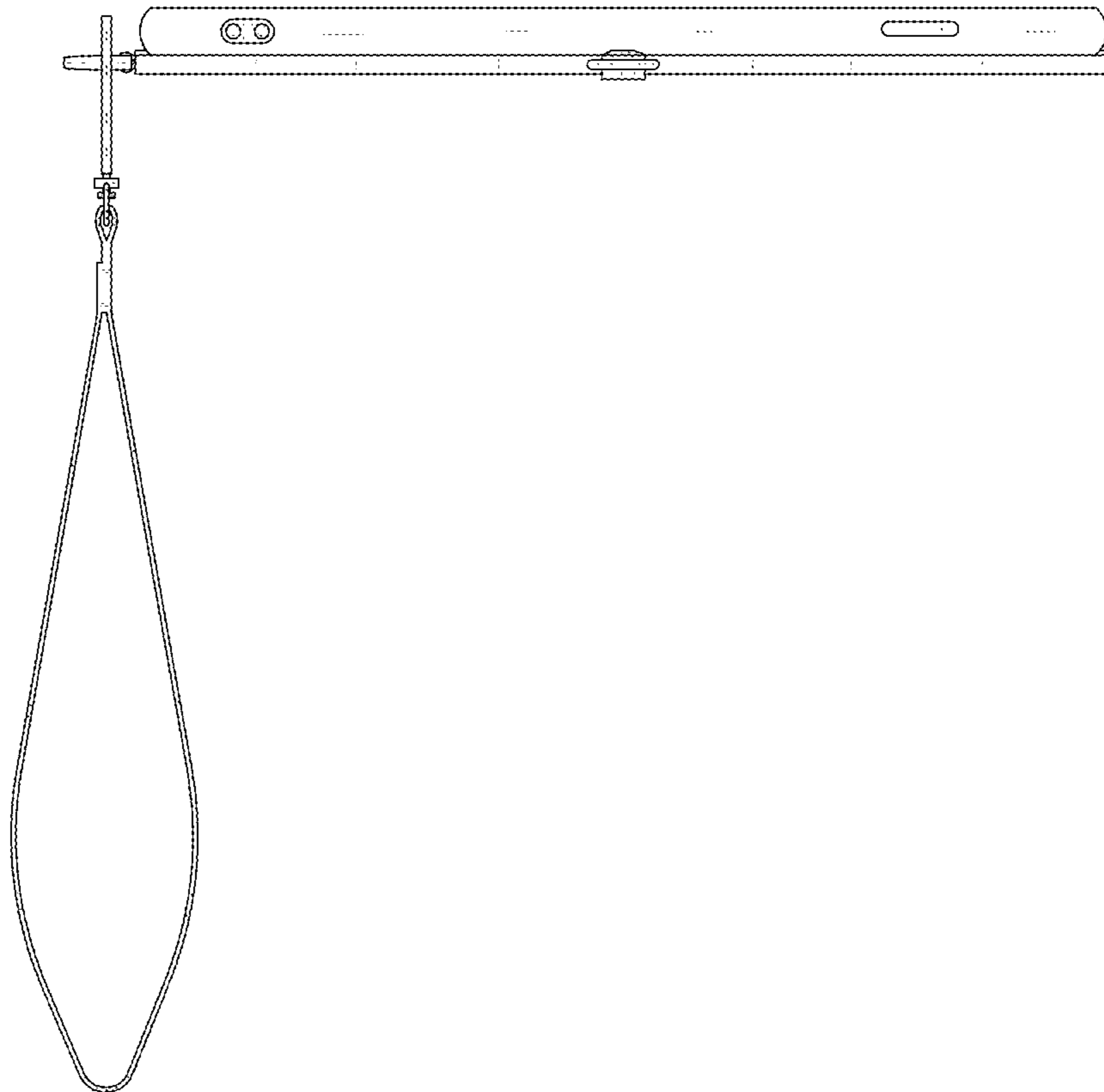


FIG. 3

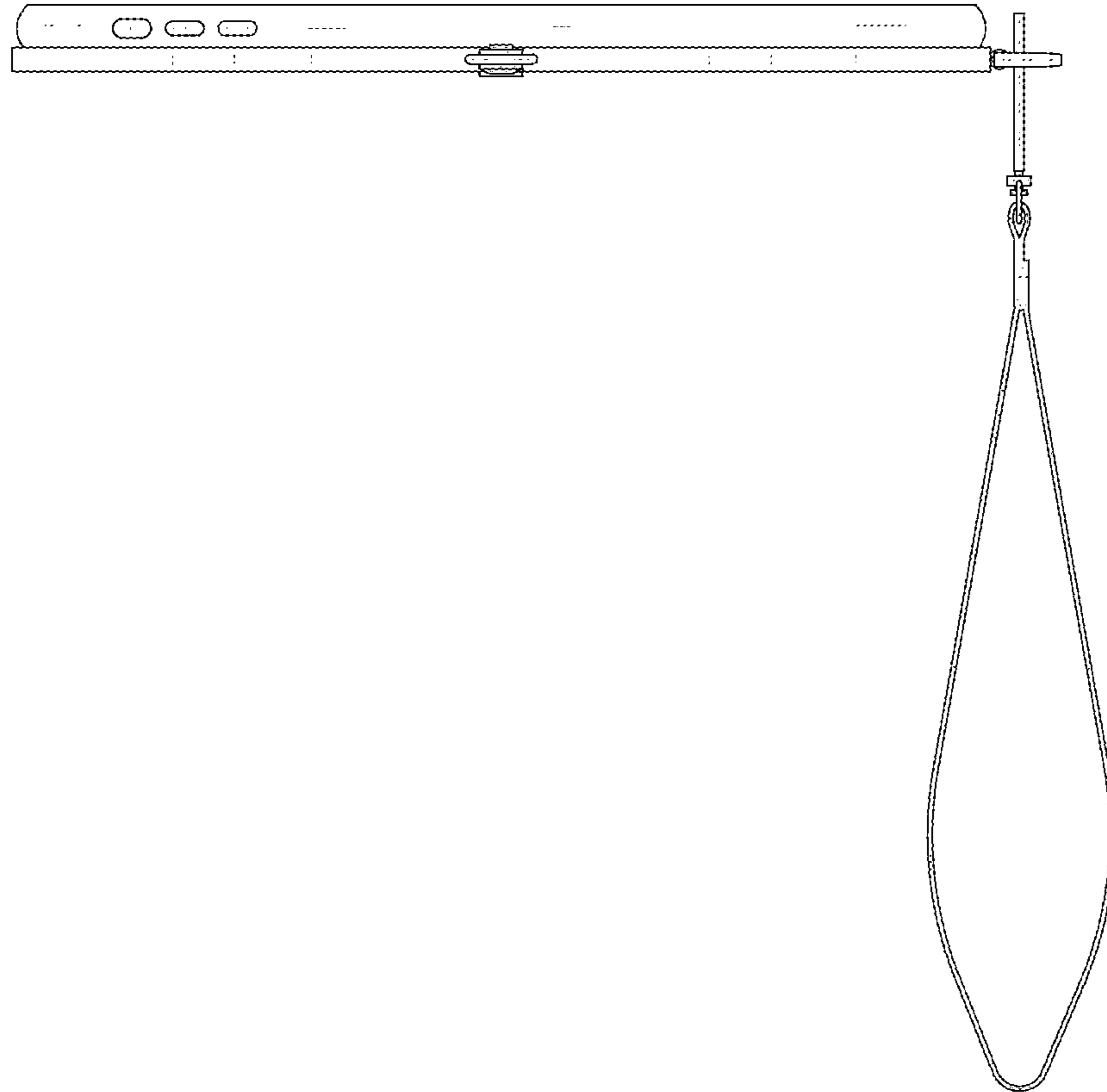


FIG. 4

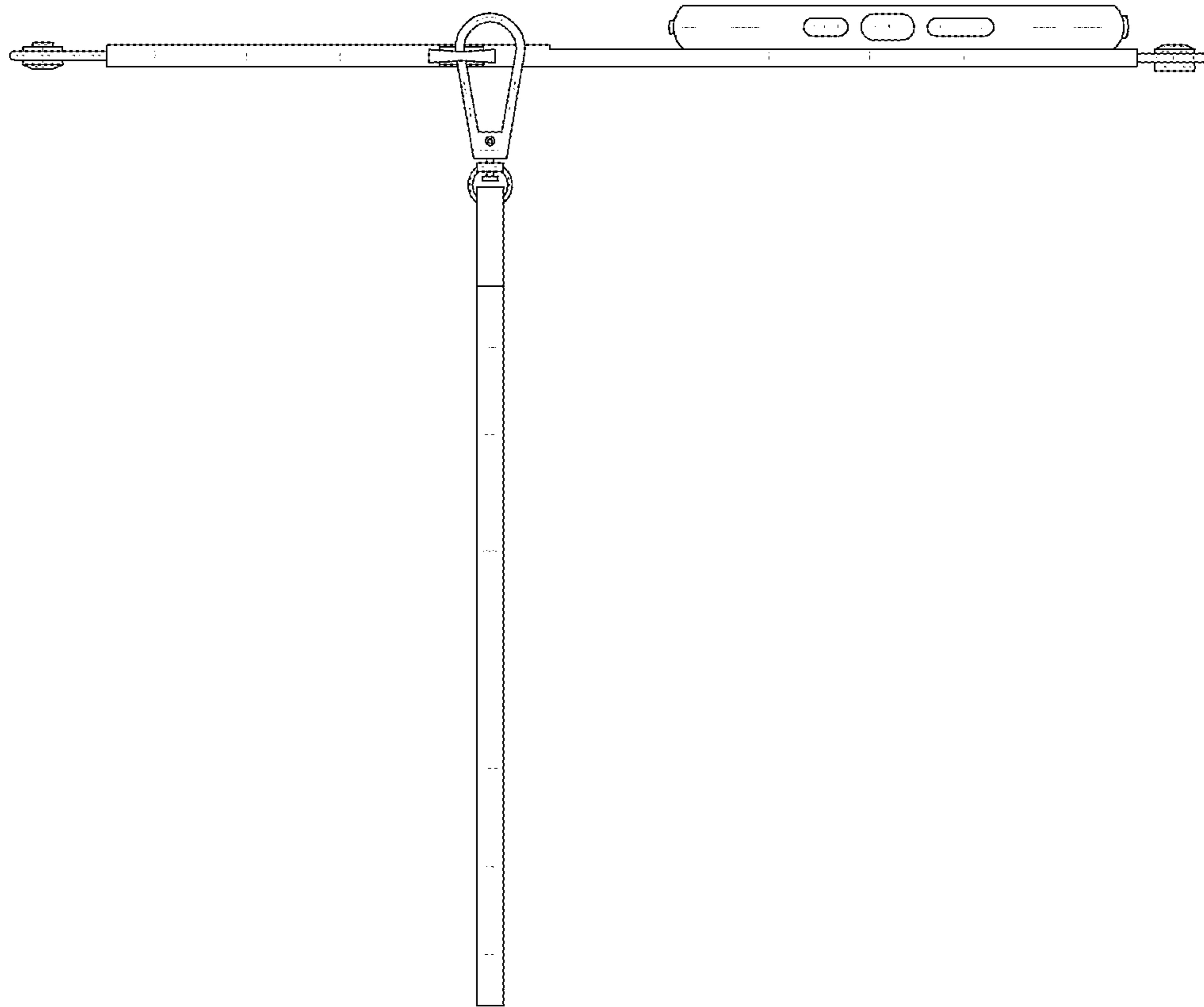


FIG. 5

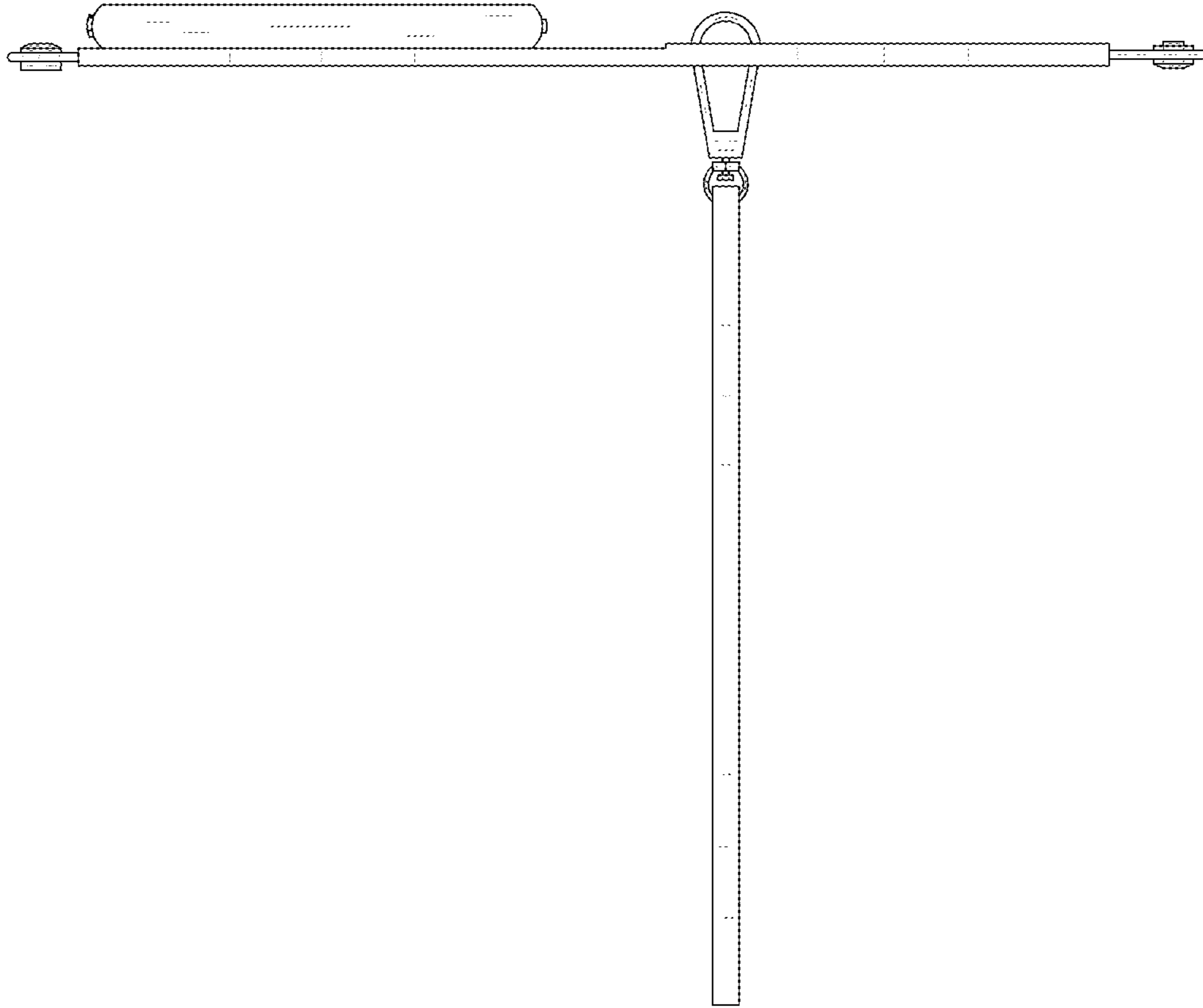


FIG. 6



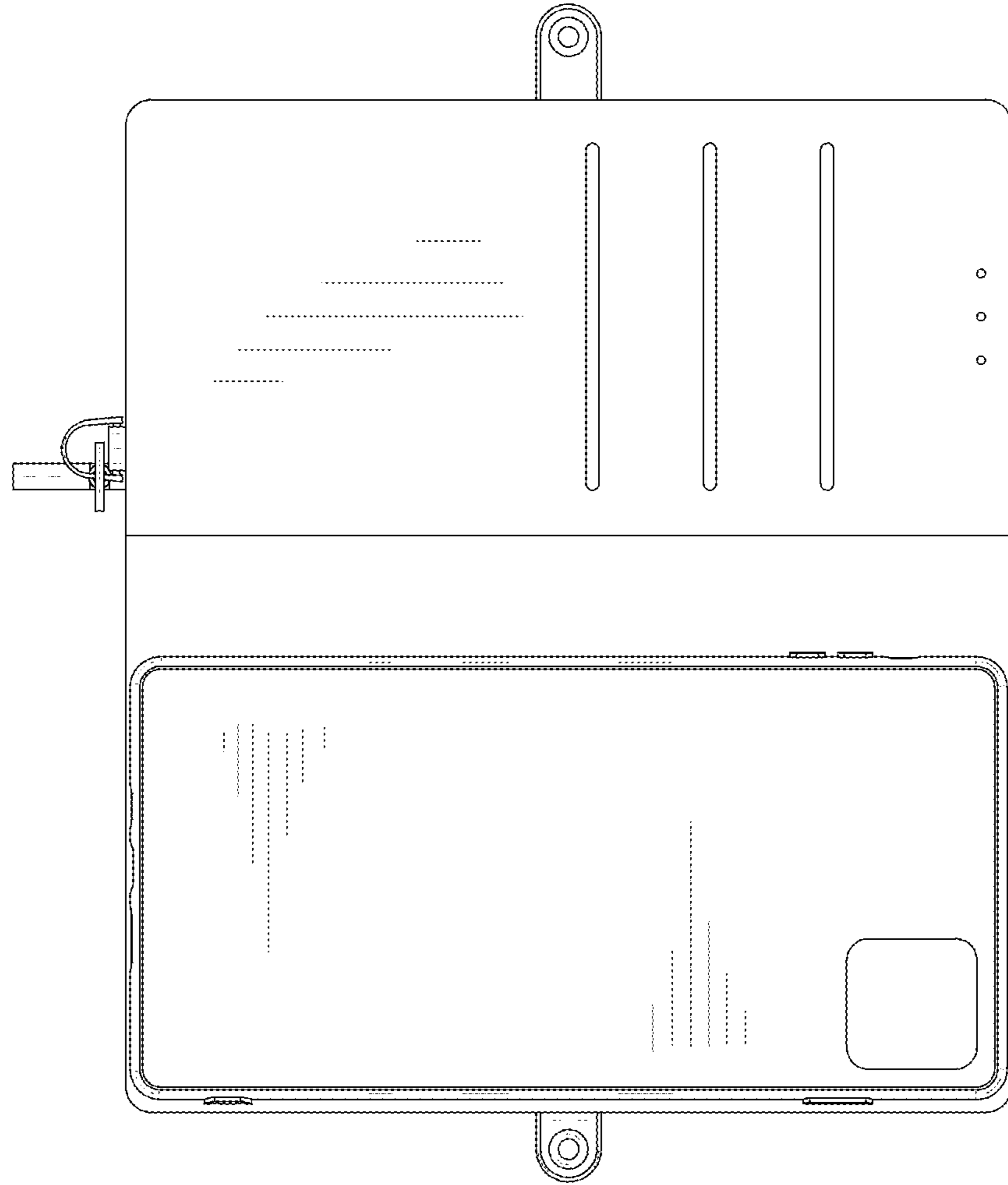


FIG. 7




FIG. 8



FIG. 9

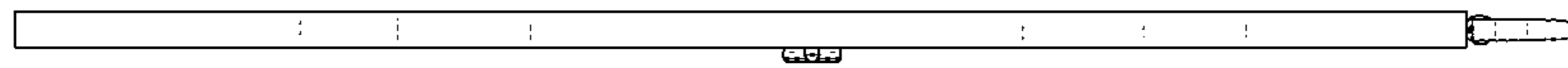


FIG. 10

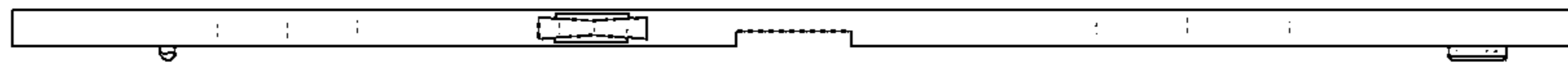


FIG. 11

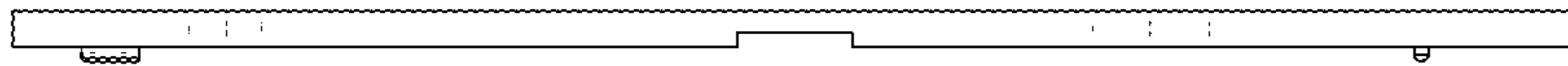


FIG. 12




FIG. 13

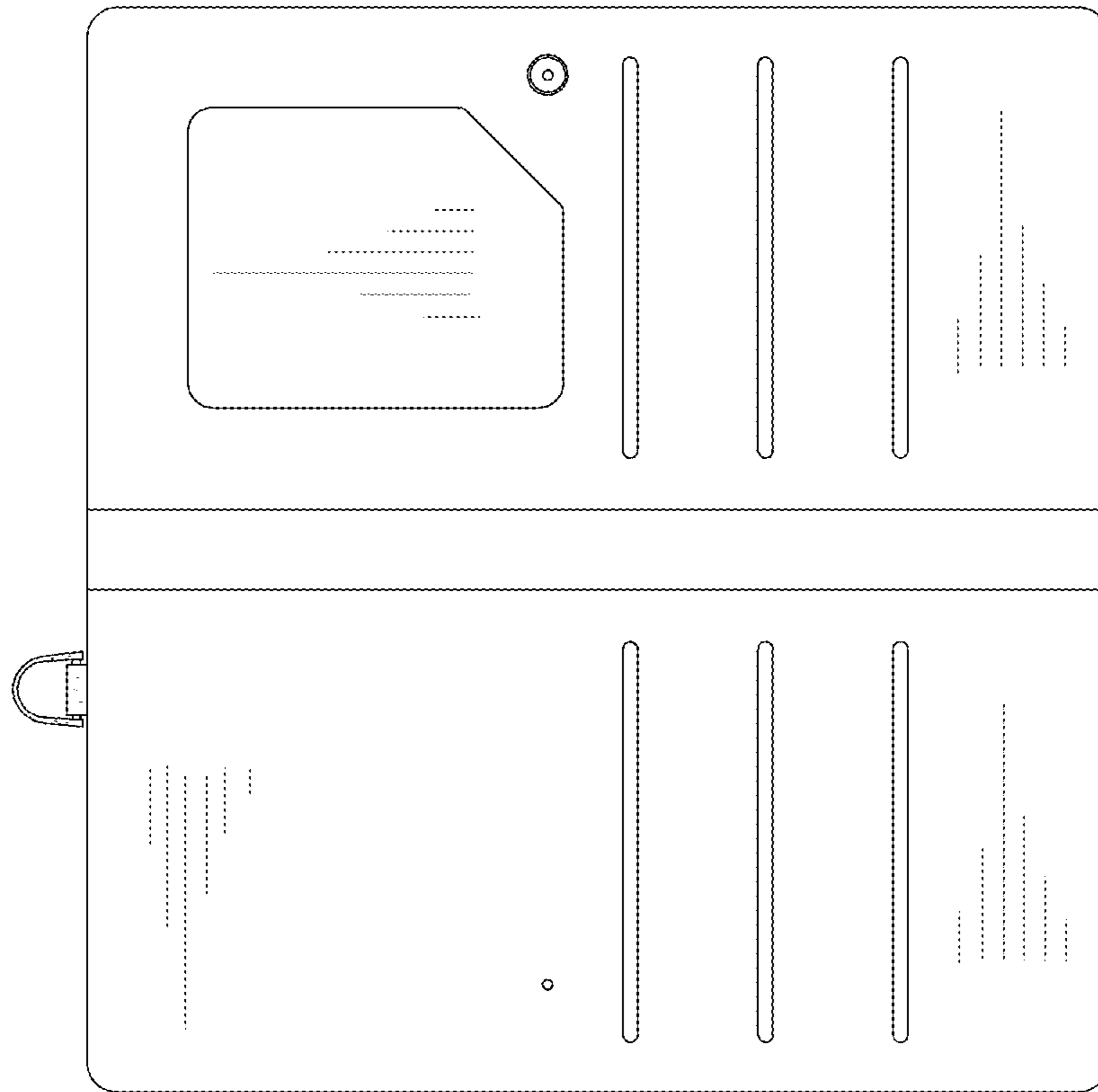


FIG. 14