



US00D956027S

(12) **United States Design Patent**
Yang

(10) **Patent No.:** **US D956,027 S**
(45) **Date of Patent:** **** Jun. 28, 2022**

(54) **ANTENNA CLIP**

(71) Applicant: **Shenzhen Antop Technology Co., Ltd.**,
Guangdong (CN)

(72) Inventor: **Ruidian Yang**, Guangdong (CN)

(**) Term: **15 Years**

(21) Appl. No.: **29/732,959**

(22) Filed: **Apr. 29, 2020**

(51) **LOC (13) Cl.** **14-03**

(52) **U.S. Cl.**

USPC **D14/238**

(58) **Field of Classification Search**

USPC D14/138, 217, 230, 236, 238, 238.1;
D8/394, 366, 364, 354, 349, 380, 381,
D8/382, 383, 499, 403; D6/567, 572,
D6/553, 583, 582, 592, 594; D9/443;
D20/18, 19, 22, 27, 28, 40, 42, 43, 99;
D19/86; D11/96, 89

CPC H01Q 1/12; H01Q 1/1207; H01Q 1/125;
H01Q 1/20; H01Q 1/42; H01Q 1/38;
H01Q 1/24; H01Q 1/007; H01Q 1/44;
H01Q 9/0407; H01Q 15/00; A47G 1/1653

See application file for complete search history.

(56) **References Cited**

U.S. PATENT DOCUMENTS

D314,012 S * 1/1991 Klodt D19/86
D462,091 S * 8/2002 Lowder D19/86
10,978,790 B2 * 4/2021 Kramer H01Q 17/00
D922,989 S * 6/2021 Yang D14/238
D925,348 S * 7/2021 Norfleet D8/403
D935,528 S * 11/2021 Budzak D20/27

OTHER PUBLICATIONS

SiriusXM NGVA1 Magnetic Antenna Mount, www.amazon.com,
Oct. 21, 2017. <https://www.amazon.com/SiriusXM-NGVA1-Magnetic-Antenna-Vehicle/dp/B00S908VWC/> (Year: 2017).*

The 5 best TV antennas in 2021, www.businessinsider.com, Apr. 14,
2021. <https://www.businessinsider.com/best-hdtv-indoor-antenna> (Year:
2021).*

The Best Indoor HDTV Antenna, www.nytimes.com, Jul. 22, 2021.
<https://www.nytimes.com/wirecutter/reviews/best-indoor-hdtv-antenna/> (Year: 2021).*

* cited by examiner

Primary Examiner — Llorellys Martinez

Assistant Examiner — Kwabena A. Ankobiah

(74) *Attorney, Agent, or Firm* — Prakash Nama; Global
IP Services, PLLC

(57) **CLAIM**

The ornamental design for an antenna clip, as shown.

DESCRIPTION

FIG. 1 is a front elevational view of an antenna clip showing
my new design;

FIG. 2 is a rear elevational view thereof;

FIG. 3 is a left side view thereof;

FIG. 4 is a right side view thereof;

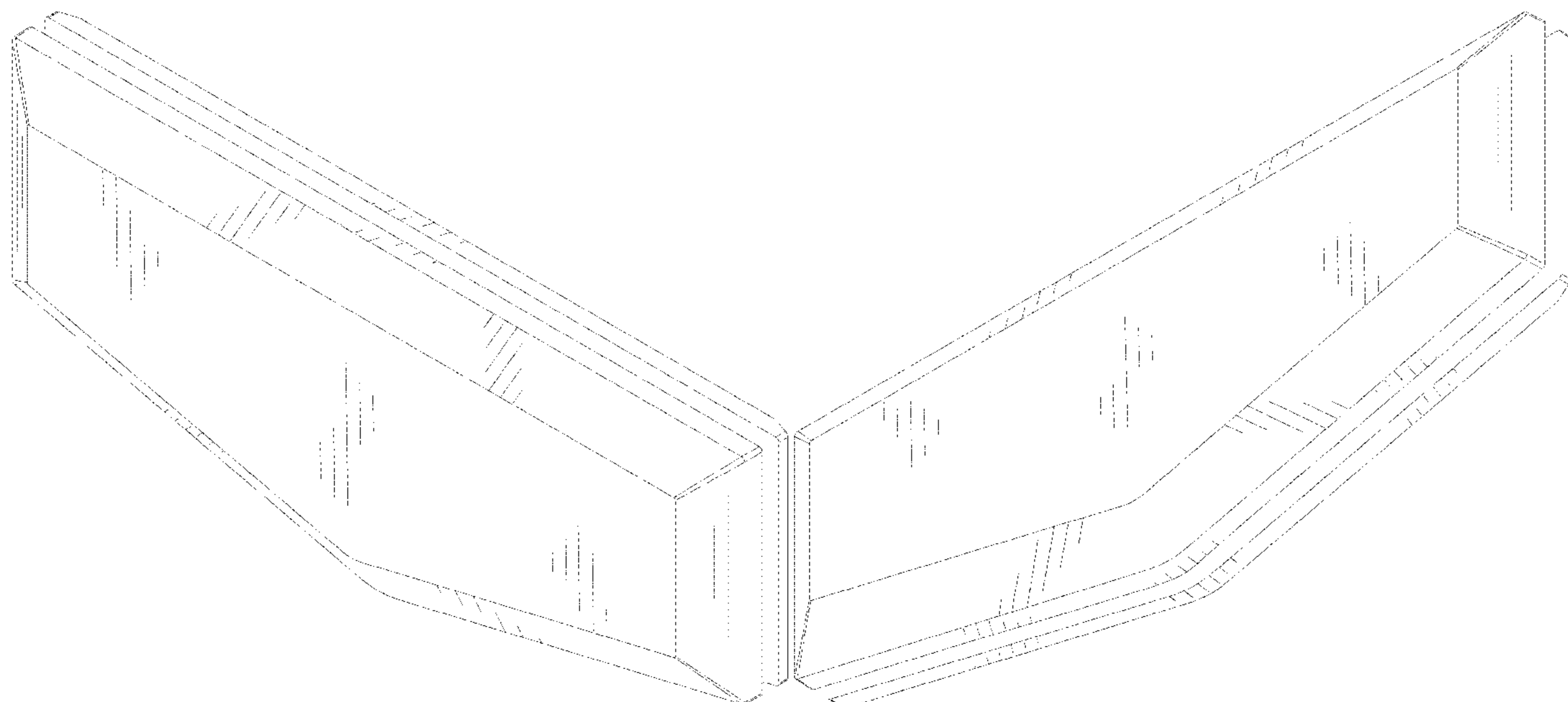
FIG. 5 is a top plan view thereof;

FIG. 6 is a bottom plan view thereof;

FIG. 7 is a perspective view thereof; and,

FIG. 8 is another perspective view thereof.

1 Claim, 8 Drawing Sheets



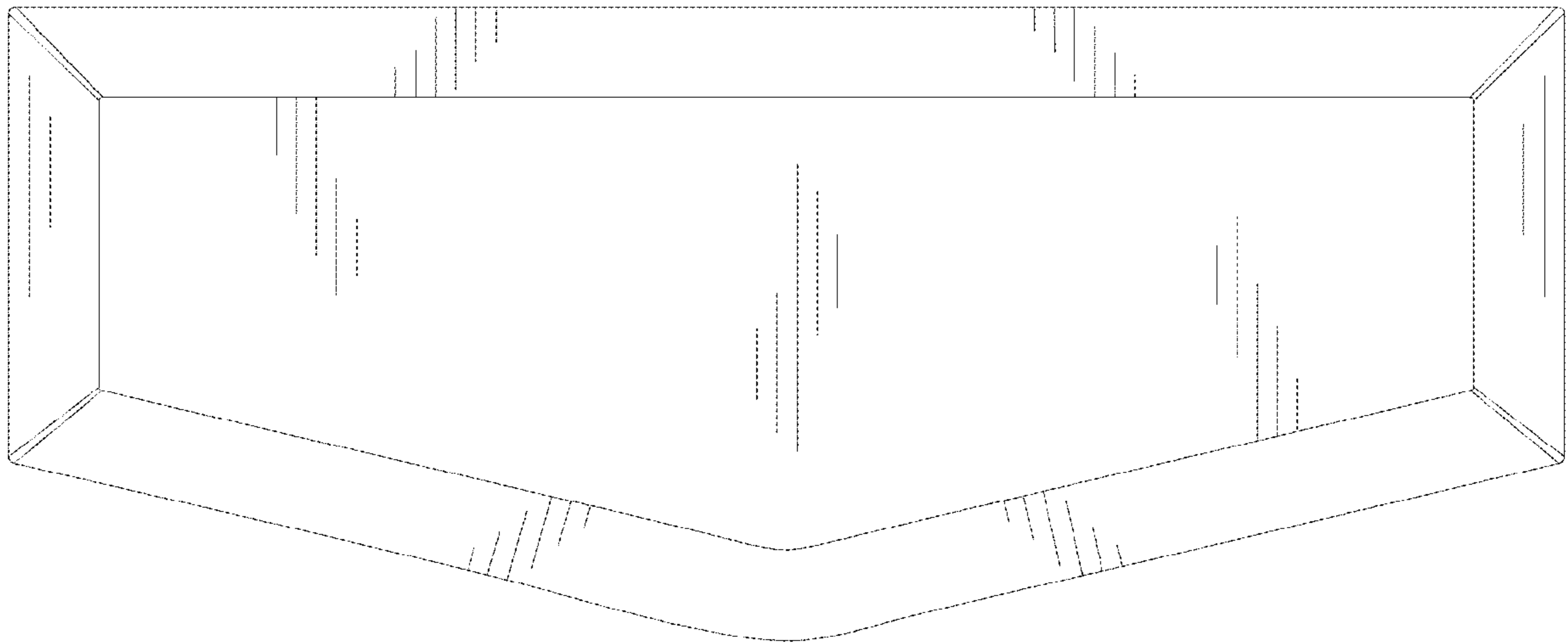


FIG. 1

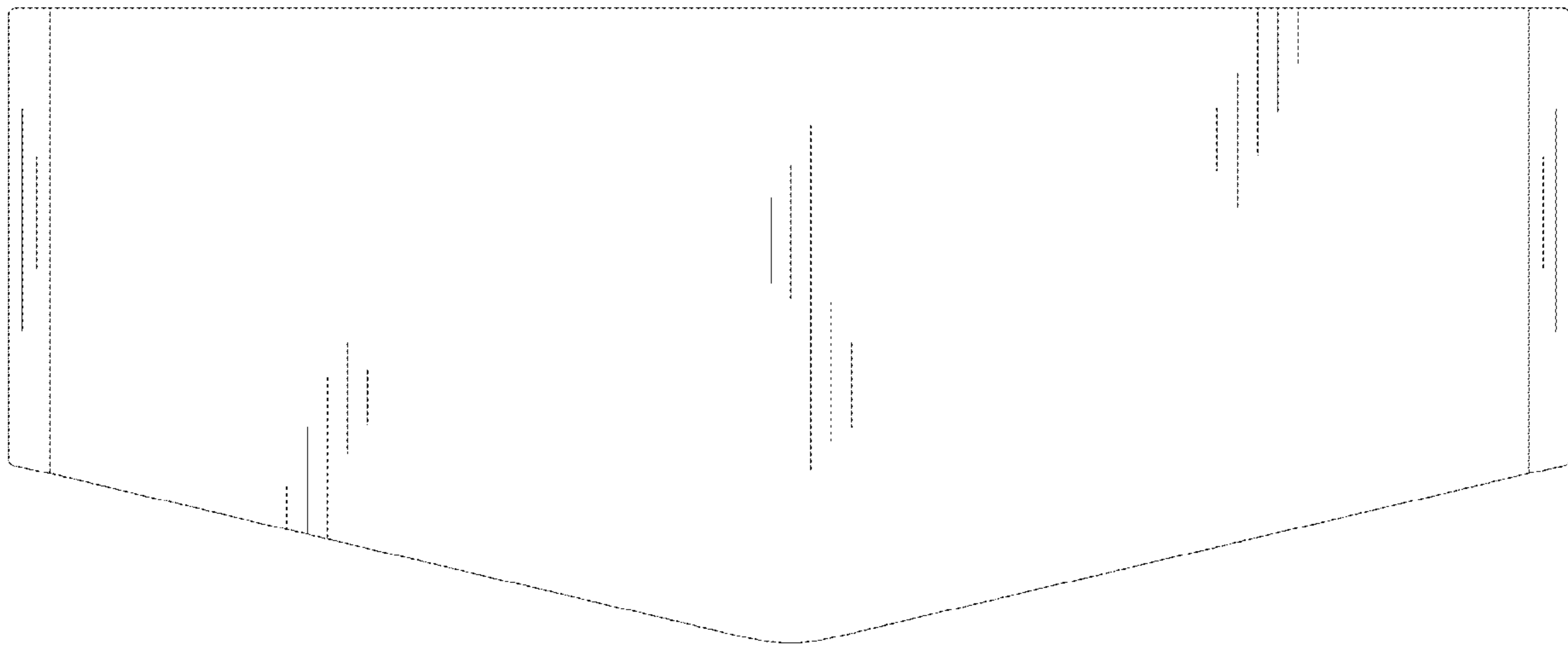


FIG. 2

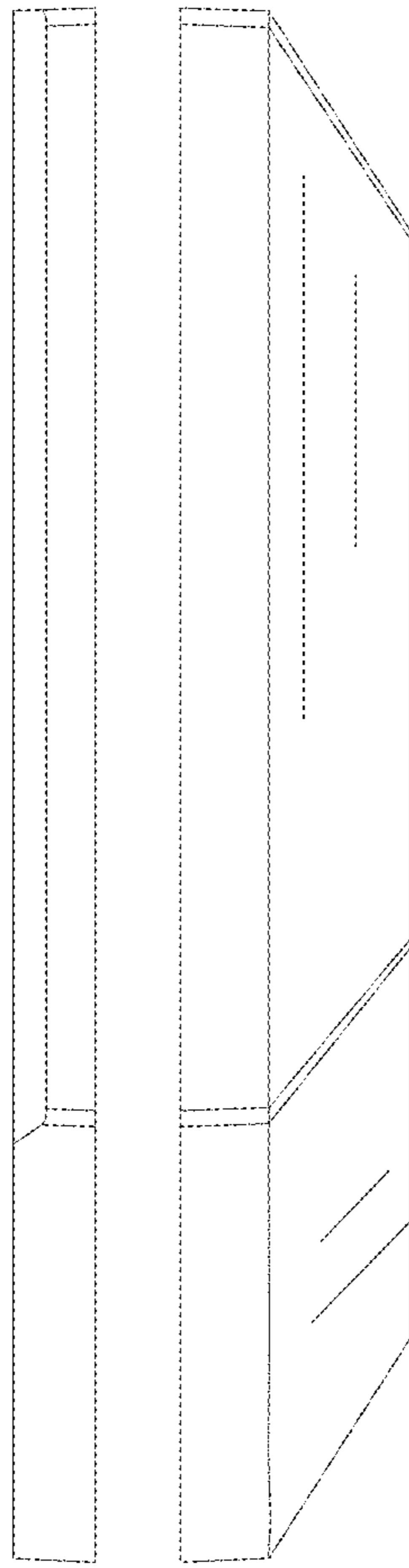


FIG. 3

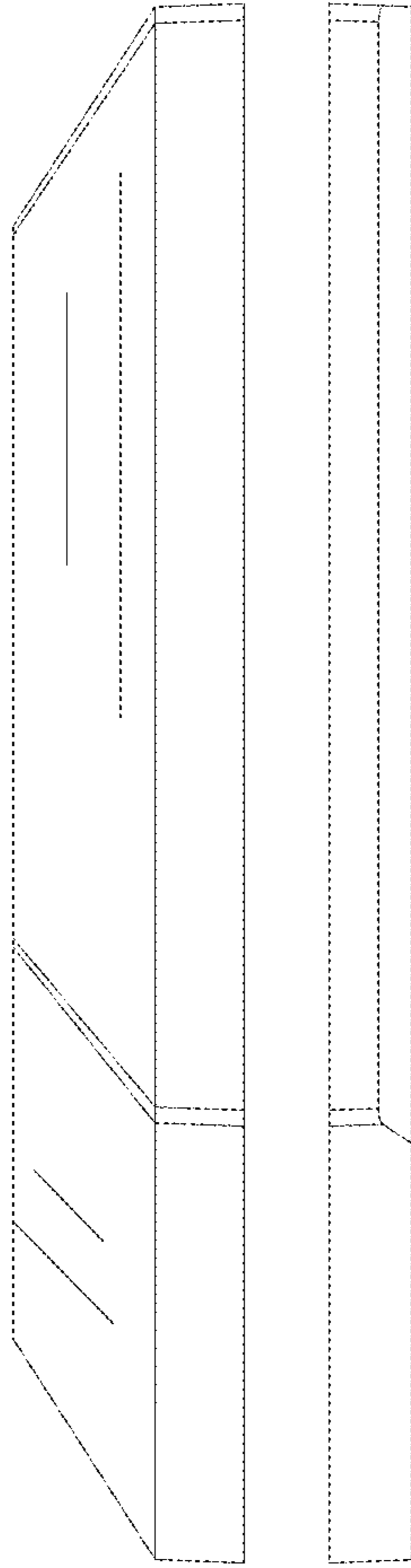


FIG. 4

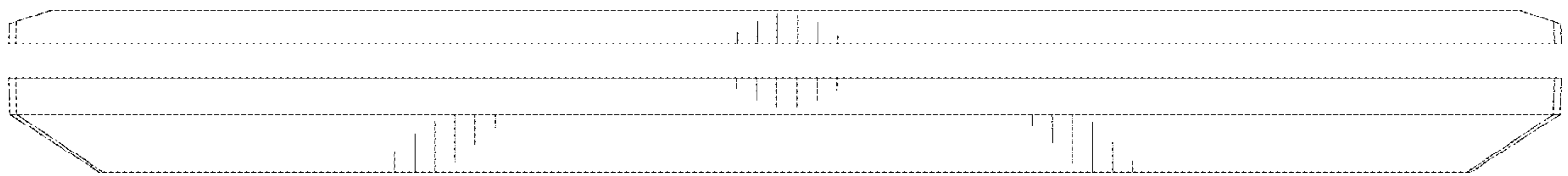


FIG. 5

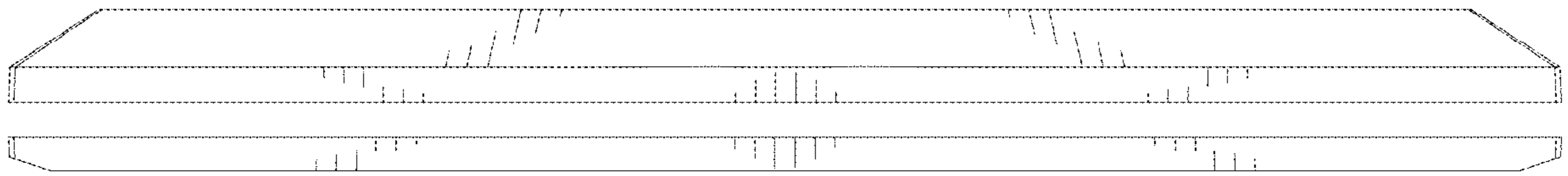


FIG. 6

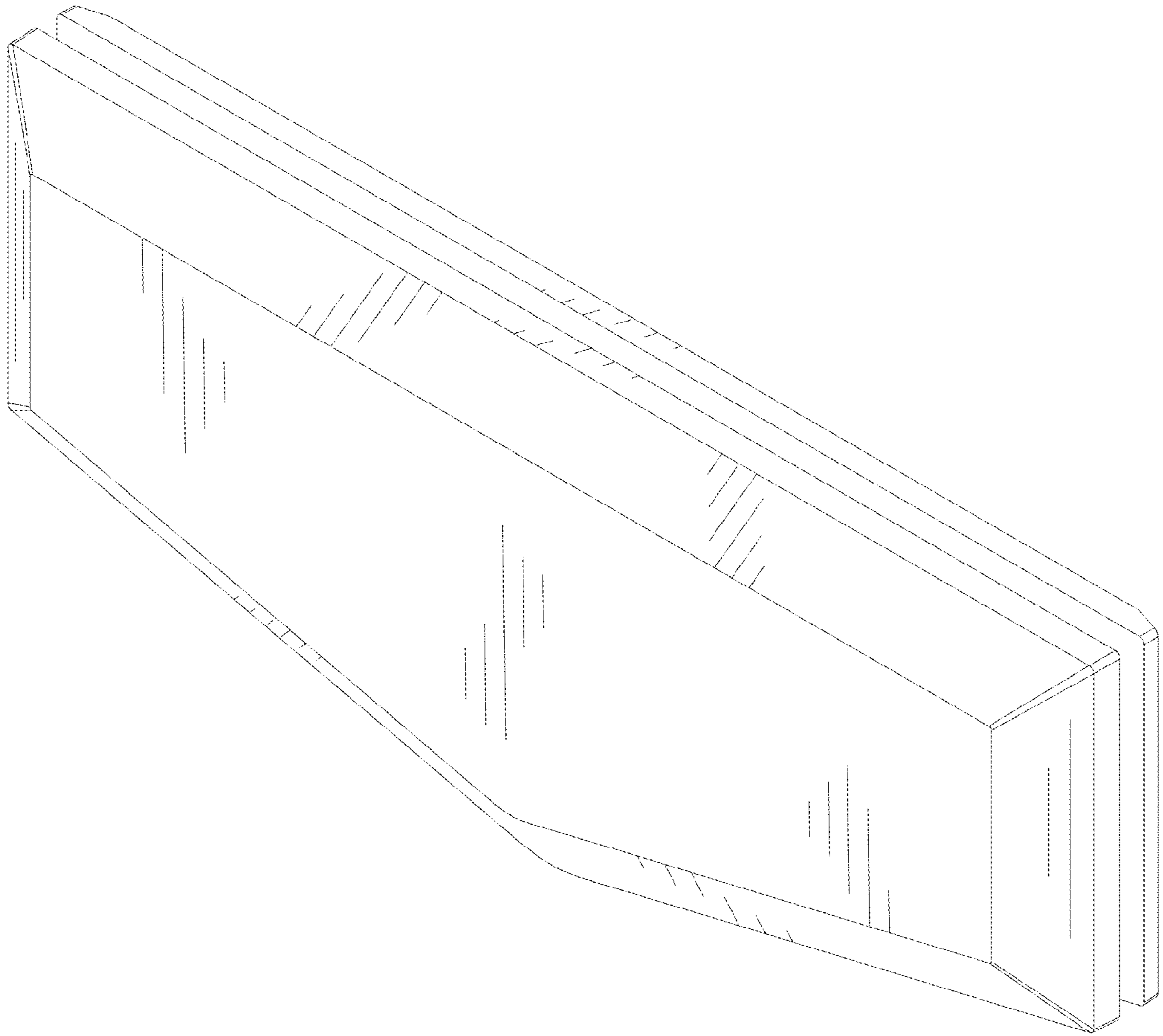


FIG. 7

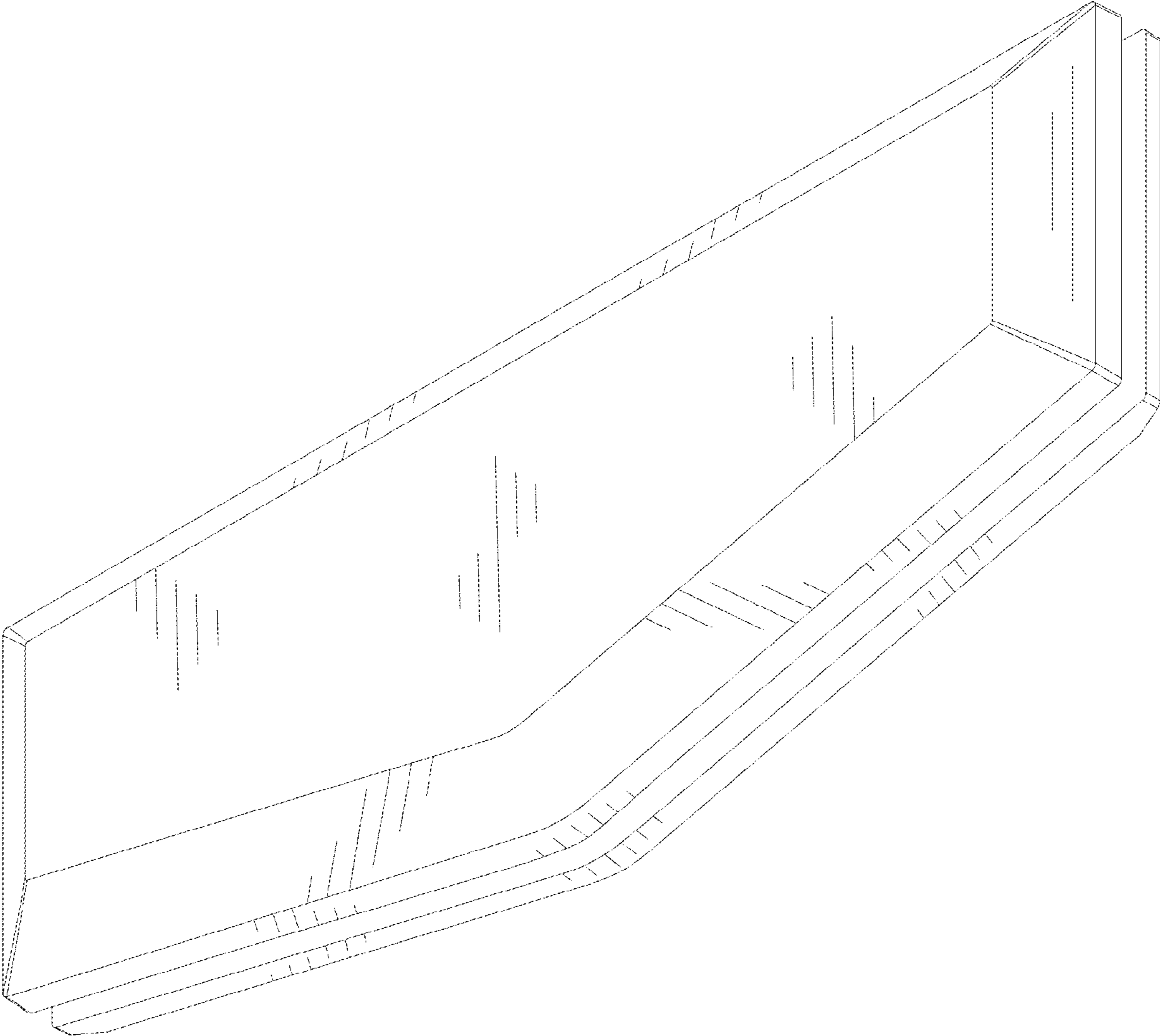


FIG. 8