



US00D956007S

(12) **United States Design Patent**
Kim et al.

(10) **Patent No.:** **US D956,007 S**

(45) **Date of Patent:** **** Jun. 28, 2022**

(54) **SET TOP BOX**

(71) Applicant: **Comcast Cable Communications, LLC**, Philadelphia, PA (US)

(72) Inventors: **Tate Eunyoung Kim**, Seongnam-Si (KR); **Mahatom Batoma**, Philadelphia, PA (US); **Michael Jou**, Philadelphia, PA (US); **Grayson Byrd**, Bala Cynwyd, PA (US)

(73) Assignee: **Comcast Cable Communications, LLC**, Philadelphia, PA (US)

(**) Term: **15 Years**

(21) Appl. No.: **29/737,410**

(22) Filed: **Jun. 9, 2020**

(51) **LOC (13) Cl.** **14-03**

(52) **U.S. Cl.**
USPC **D14/125**

(58) **Field of Classification Search**
USPC D14/125–134, 141, 156, 168, 188, 197,
D14/198, 217, 239, 240, 242, 358, 371,
D14/374–377, 496–510, 214, 346, 356,
D14/434

CPC H04N 21/00; H04N 21/40; H04N 21/4516;
H04N 21/4627; H04N 21/42204; H04N
7/24; H04L 12/2898

See application file for complete search history.

(56) **References Cited**

U.S. PATENT DOCUMENTS

D372,715 S * 8/1996 Lin D14/141.2
D598,449 S * 8/2009 Landry D14/358
D599,753 S * 9/2009 Cho D14/125
D616,466 S * 5/2010 Sheppard D14/501
D628,573 S * 12/2010 Wang D14/356
D629,370 S * 12/2010 Sheppard D14/125
D638,426 S * 5/2011 Ikeda D14/240

D639,254 S * 6/2011 Giovannoni D14/125
D641,722 S * 7/2011 Luo D14/125
D644,192 S * 8/2011 McManigal D14/125
D648,722 S * 11/2011 Meyerhoffer D14/383
D651,993 S * 1/2012 Cheng D14/125
D655,263 S * 3/2012 Tsai D14/125
D666,563 S * 9/2012 Lee D14/125
D694,205 S * 11/2013 Lim D14/125
D707,212 S * 6/2014 Lim D14/242
D707,667 S * 6/2014 Kono D14/240

(Continued)

OTHER PUBLICATIONS

“Pyle Wireless Audio Receiver . . .”, first available Jan. 24, 2016, amazon.com, [online], [site visited Feb. 10, 2022], Available from internet URL: <https://www.amazon.com/Pyle-Wireless-Audio-Receiver-Connect/dp/B01AYATASS> (Year: 2016).*

(Continued)

Primary Examiner — Christian P. McLean

Assistant Examiner — Kourosh Taie-Tehrani

(74) *Attorney, Agent, or Firm* — Banner & Witcoff, Ltd.

(57) **CLAIM**

The ornamental design for a set top box, as shown and described.

DESCRIPTION

FIG. 1 is a front perspective view of a set top box showing our new design;

FIG. 2 is a front view thereof;

FIG. 3 is a rear view thereof;

FIG. 4 is a right side view thereof;

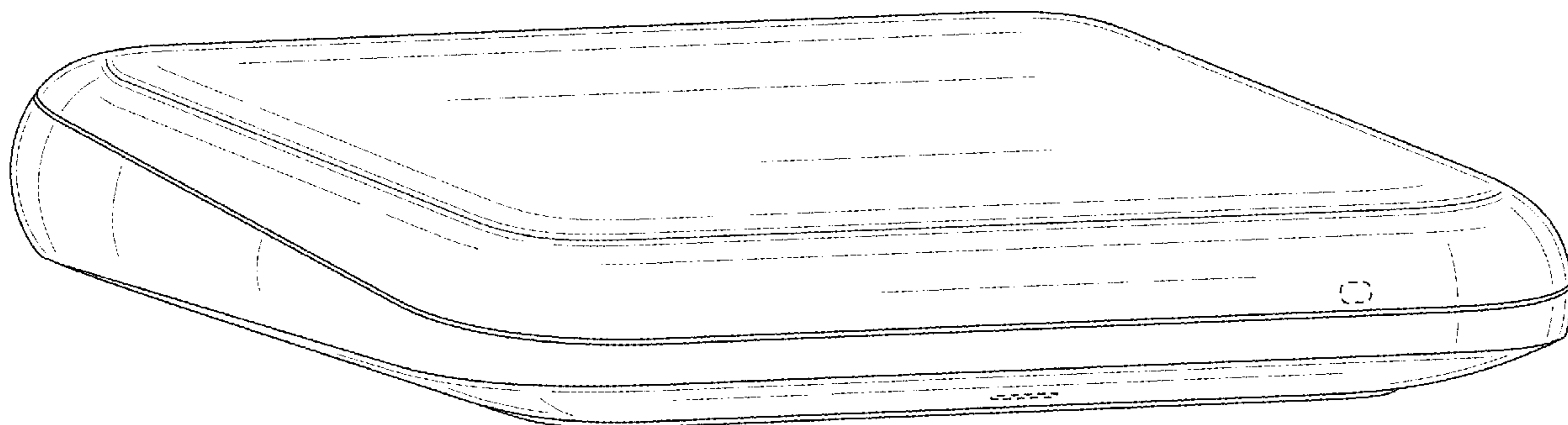
FIG. 5 is a left side view thereof;

FIG. 6 is a top view thereof; and,

FIG. 7 is a bottom view thereof.

The broken lines depicting the buttons, outlet openings, and remainder of the set top box form no part of the claimed design.

1 Claim, 5 Drawing Sheets



(56)

References Cited

U.S. PATENT DOCUMENTS

| | | | |
|--------------|---------|--------------|---------|
| D707,668 S * | 6/2014 | Lim | D14/242 |
| D763,229 S * | 8/2016 | Yagi | D14/221 |
| D781,796 S * | 3/2017 | Sibley | D14/125 |
| D784,343 S * | 4/2017 | Chen | D14/434 |
| D855,596 S * | 8/2019 | Harley | D14/242 |
| D934,846 S * | 11/2021 | Young | D14/240 |

OTHER PUBLICATIONS

“Motorola DCT700 User Guide”, first available Jun. 30, 2008, verizon.com, [online], [site visited Feb. 10, 2022], Available from internet URL: https://www.verizon.com/content/dam/verizon/business/smb/documents/dct700_user_guide.pdf (Year: 2008).*

* cited by examiner




FIG. 1




FIG. 2

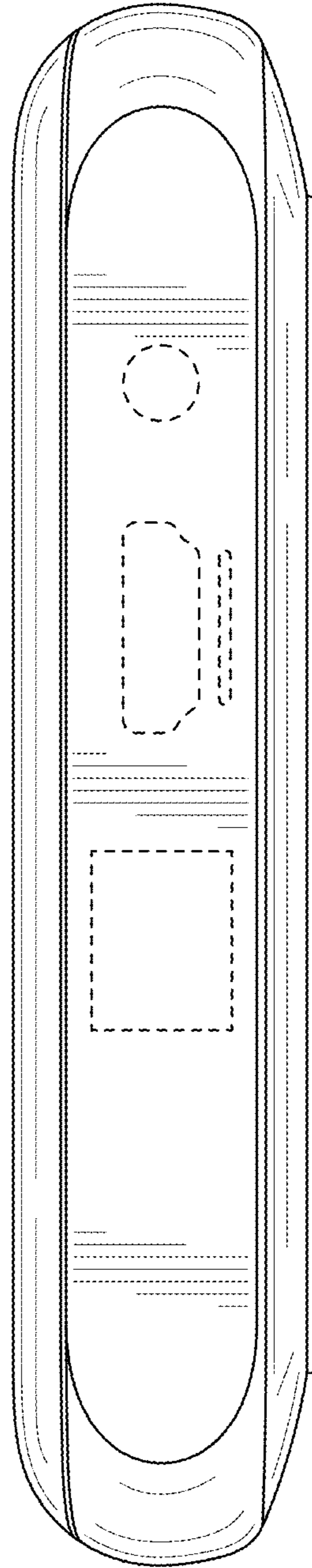


FIG. 3

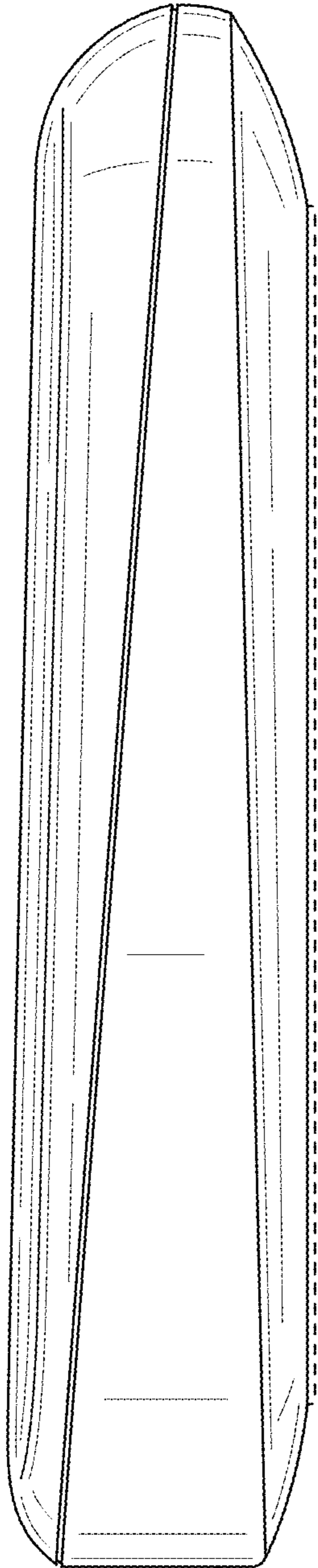


FIG. 4

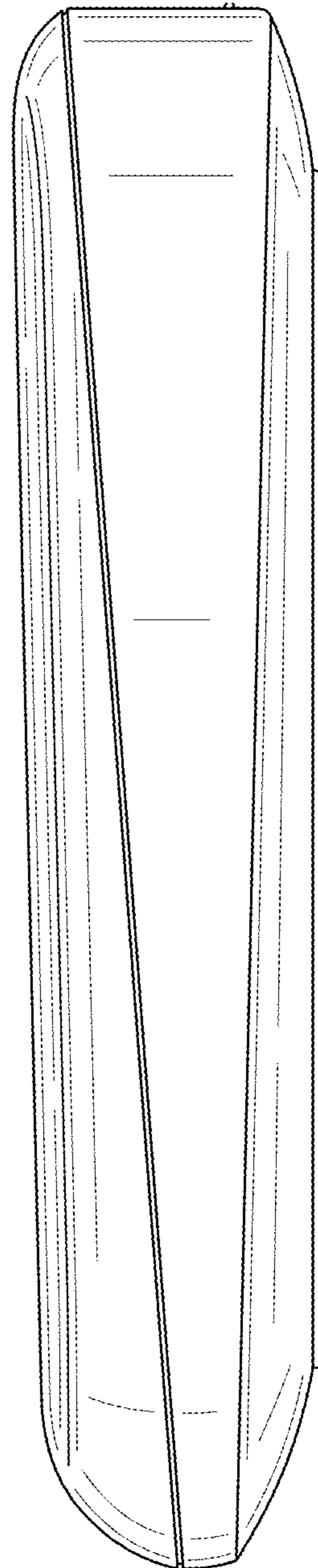


FIG. 5




FIG. 6

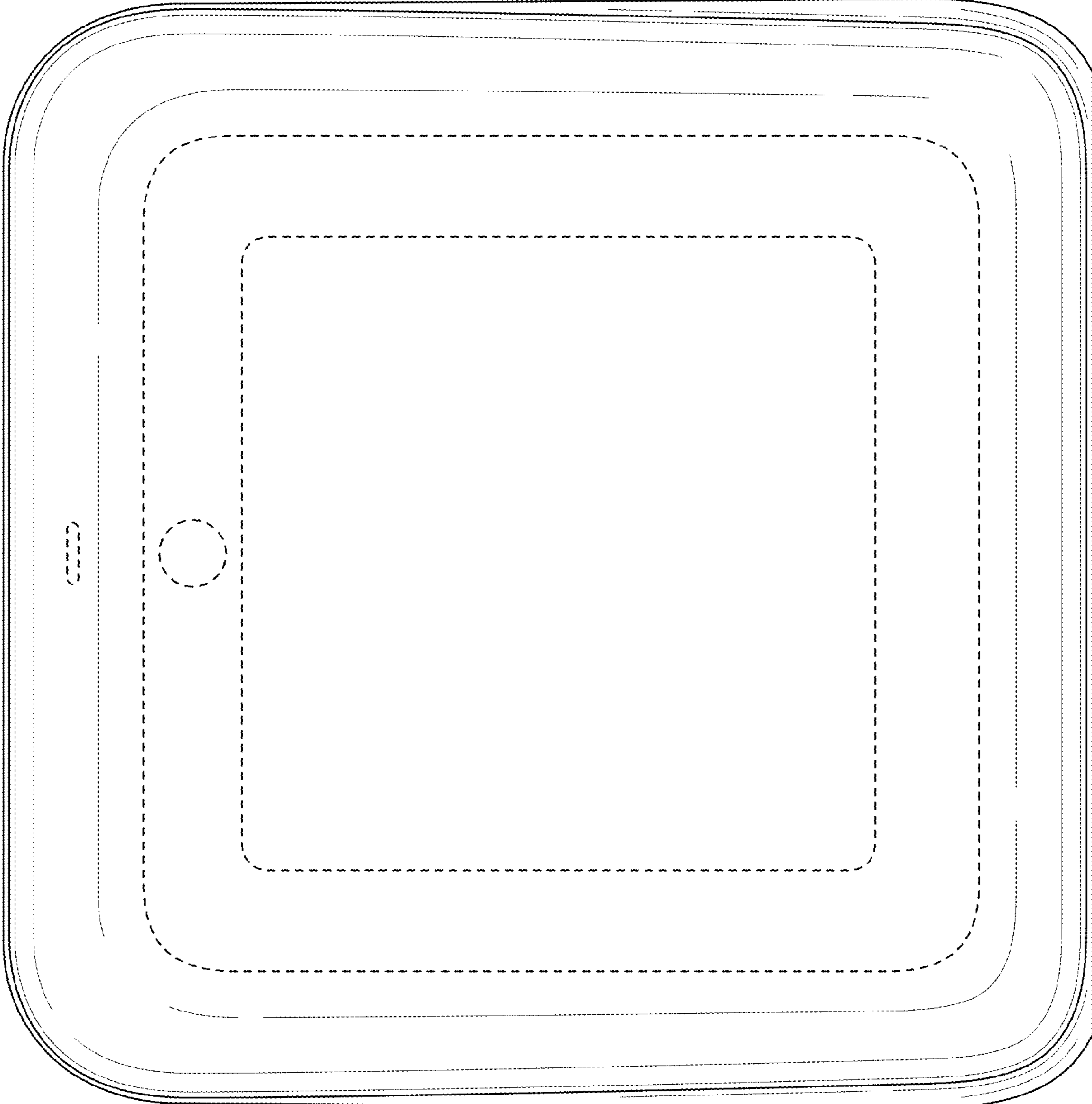


FIG. 7