



US00D956005S

(12) **United States Design Patent** (10) **Patent No.:** **US D956,005 S**  
**Lindberg et al.** (45) **Date of Patent:** **\*\* Jun. 28, 2022**

(54) **SHAPED ELECTRODE**

(71) Applicant: **APPLIED Materials, Inc.**, Santa Clara, CA (US)

(72) Inventors: **Robert C. Lindberg**, Rockport, MA (US); **Alexandre Likhanskii**, Malden, MA (US); **Wayne LeBlanc**, Gloucester, MA (US); **Frank Sinclair**, Boston, MA (US); **Svetlana Radovanov**, Brookline, MA (US)

(73) Assignee: **APPLIED Materials, Inc.**, Santa Clara, CA (US)

(\*\*) Term: **15 Years**

(21) Appl. No.: **29/706,320**

(22) Filed: **Sep. 19, 2019**

(51) **LOC (13) Cl.** ..... **13-03**

(52) **U.S. Cl.**  
USPC ..... **D13/182**

(58) **Field of Classification Search**  
USPC ..... D13/113, 117, 121, 122, 118, 182, 183, D13/199; D14/411; D15/144; D8/30; D19/117; D24/133  
CPC ..... H01M 10/425; H01F 27/292; H01F 27/2823; H01J 37/3171; H01J 37/05

See application file for complete search history.

D282,753 S \* 2/1986 LeBlanc ..... D19/163  
5,196,171 A \* 3/1993 Peltier ..... A61L 9/127  
239/34  
D335,347 S \* 5/1993 McKeown ..... D19/904  
D407,157 S \* 3/1999 Malewicz ..... D24/141  
D412,531 S \* 8/1999 Blair ..... D19/117  
6,130,436 A 10/2000 Renau et al.  
D439,337 S \* 3/2001 Jones ..... D24/144  
D446,213 S \* 8/2001 Chen ..... D19/117  
6,326,631 B1 12/2001 Politiek et al.  
6,441,382 B1 8/2002 Huang  
(Continued)

**FOREIGN PATENT DOCUMENTS**

CN 206098343 U \* 4/2017  
CN 206098343 U 4/2017  
(Continued)

**OTHER PUBLICATIONS**

International Search Report and Written Opinion dated Nov. 17, 2020, for the International Patent Application No. PCT/US2020/045232, filed on Aug. 6, 2020, 10 pages.

*Primary Examiner* — Jennifer O King  
(74) *Attorney, Agent, or Firm* — KDB Firm PLLC

(57) **CLAIM**

The ornamental design for a shaped electrode, as shown and described.

**DESCRIPTION**

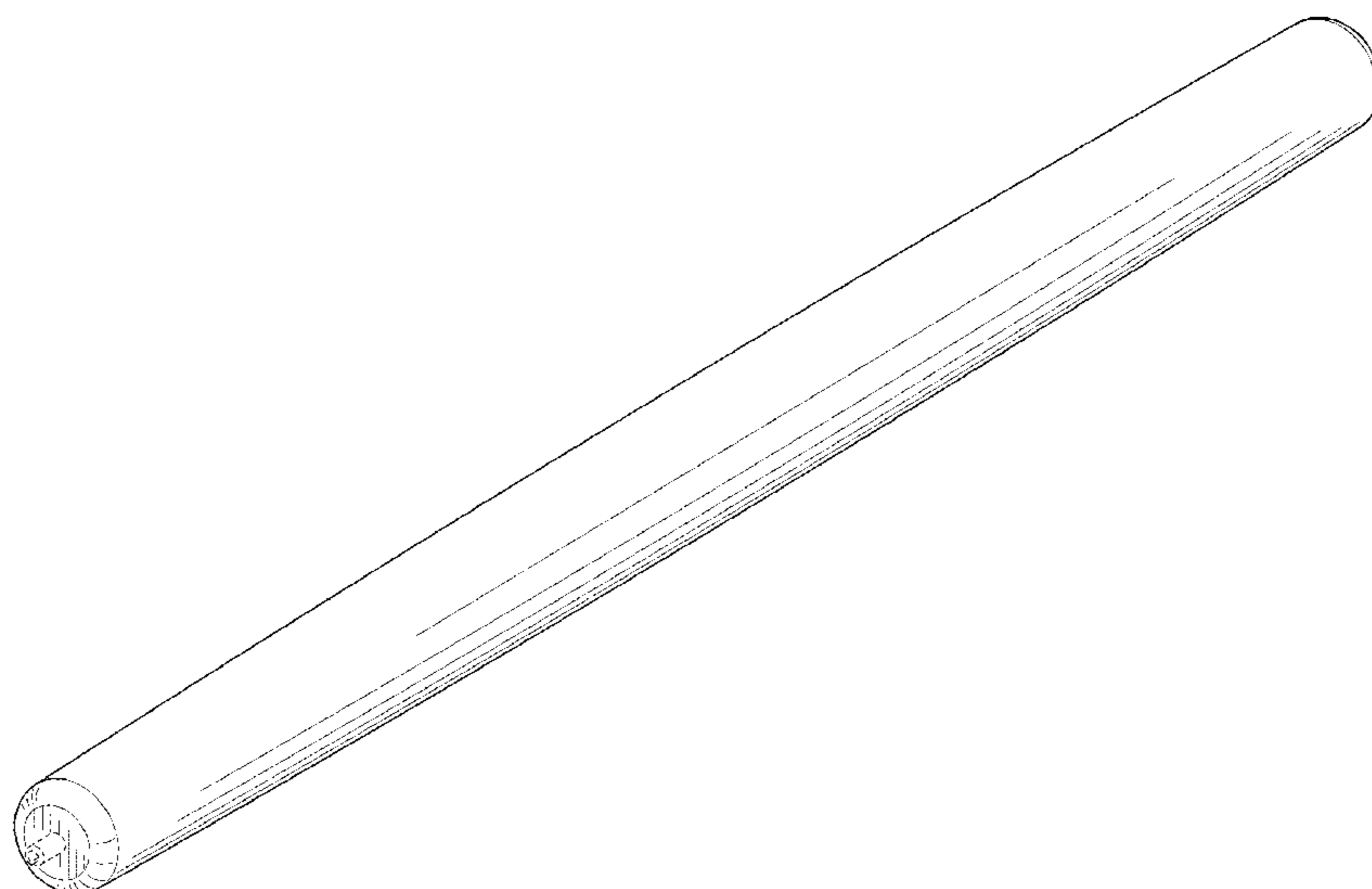
FIG. 1 is an isometric view of our new design; FIG. 2 is a first side view of the design of FIG. 1; FIG. 3 is a second side view of the design of FIG. 1; FIG. 4 is a first end view of the design of FIG. 1; FIG. 5 is a second end view of the design of FIG. 1; FIG. 6 is a top view of the design of FIG. 1; and, FIG. 7 is a bottom view of the design of FIG. 1. The broken lines shown represent portions of the shaped electrode that form no part of the claimed design.

**1 Claim, 4 Drawing Sheets**

(56) **References Cited**

U.S. PATENT DOCUMENTS

3,025,834 A \* 3/1962 Aaron ..... B43K 27/12  
401/34  
D227,514 S \* 6/1973 Olsen ..... D24/170  
4,107,830 A \* 8/1978 Thomson ..... A21C 3/021  
492/14  
D254,912 S \* 5/1980 Ito ..... D19/164  
4,544,464 A \* 10/1985 Bianchi ..... C23F 13/02  
205/724



(56)

References Cited

U.S. PATENT DOCUMENTS

6,489,622 B1 12/2002 Chen et al.  
 6,573,517 B1 6/2003 Sugitani et al.  
 6,710,358 B1 3/2004 Chen et al.  
 6,777,696 B1 8/2004 Rathmell et al.  
 D497,388 S \* 10/2004 Kit ..... D19/934  
 6,946,667 B2 9/2005 Chen et al.  
 6,998,625 B1 2/2006 McKenna et al.  
 7,022,984 B1 4/2006 Rathmell et al.  
 7,098,614 B2 8/2006 Yamashita  
 7,223,973 B2 5/2007 Kimba et al.  
 D564,462 S \* 3/2008 Ishii ..... D13/182  
 D572,673 S \* 7/2008 Kuriyama ..... D13/199  
 D576,647 S \* 9/2008 Furutani ..... D15/199  
 7,521,675 B2 4/2009 Kawasaki et al.  
 7,579,602 B2 8/2009 Benveniste et al.  
 7,579,605 B2 8/2009 Renau et al.  
 7,888,653 B2 2/2011 Kellerman et al.  
 D653,760 S \* 2/2012 Johnson ..... D24/164  
 8,129,695 B2 3/2012 Kellerman et al.  
 8,395,070 B2 \* 3/2013 Merrill ..... H05H 1/34  
 219/74  
 8,502,160 B2 8/2013 Chen  
 8,519,353 B2 8/2013 Radovanov et al.  
 8,604,418 B2 12/2013 Colvin et al.  
 D702,654 S \* 4/2014 Lee ..... D13/182  
 D715,235 S \* 10/2014 Ellman ..... D13/182  
 9,281,162 B2 3/2016 White et al.  
 9,287,386 B2 3/2016 Zhang et al.  
 9,293,295 B2 3/2016 Yagita  
 9,419,107 B2 8/2016 Zhang et al.  
 9,508,831 B2 11/2016 Zhang et al.  
 9,515,166 B2 12/2016 Nemani et al.  
 9,595,451 B1 3/2017 Zhou et al.  
 9,640,385 B2 5/2017 Citla et al.  
 9,653,310 B1 5/2017 Li et al.  
 9,679,739 B2 6/2017 Eisner et al.  
 9,721,750 B2 8/2017 Lee et al.  
 9,831,097 B2 11/2017 Ingle et al.  
 9,911,594 B2 3/2018 Nemani et al.  
 9,978,556 B2 5/2018 Lee et al.

10,068,758 B2 9/2018 Likhanskii  
 10,088,694 B1 \* 10/2018 Casperson ..... D06F 95/008  
 10,204,796 B2 2/2019 Ingle et al.  
 10,249,507 B2 4/2019 Li et al.  
 10,410,844 B2 9/2019 Anglin et al.  
 10,468,224 B2 11/2019 Radovanov et al.  
 10,497,578 B2 12/2019 Zhou et al.  
 10,522,330 B2 12/2019 Anglin et al.  
 10,665,415 B1 5/2020 Likhanskii et al.  
 D901,998 S \* 11/2020 Akbiyik ..... D8/30  
 2007/0045557 A1 3/2007 Angel et al.  
 2007/0164229 A1 7/2007 Radovanov et al.  
 2007/0295901 A1 12/2007 Kellerman et al.  
 2008/0135777 A1 6/2008 Yamashita et al.  
 2010/0171042 A1 7/2010 Kellerman et al.  
 2011/0114851 A1 5/2011 Purser et al.  
 2012/0168637 A1 7/2012 Radovanov et al.  
 2014/0034843 A1 2/2014 Naumovski et al.  
 2015/0144810 A1 5/2015 Sinclair et al.  
 2015/0155129 A1 6/2015 Yagita  
 2015/0340197 A1 11/2015 Matsushita et al.  
 2015/0340202 A1 11/2015 Matsushita et al.  
 2015/0380206 A1 12/2015 White et al.  
 2017/0032924 A1 2/2017 Lee et al.  
 2020/0020508 A1 1/2020 Hermanson et al.  
 2020/0161077 A1 5/2020 Likhanskii et al.  
 2020/0161078 A1 5/2020 Likhanskii et al.  
 2021/0090845 A1 \* 3/2021 Lindberg ..... H01J 37/241

FOREIGN PATENT DOCUMENTS

JP 1996088074 A 4/1996  
 JP 1998270198 A 10/1998  
 JP 2014058724 A 4/2014  
 JP D1508043 9/2014  
 KR 10-2017-0101884 A 9/2017  
 TW D173861 2/2016  
 TW D179921 12/2016  
 TW D189296 3/2018  
 TW D195250 1/2019  
 TW D195583 1/2019

\* cited by examiner

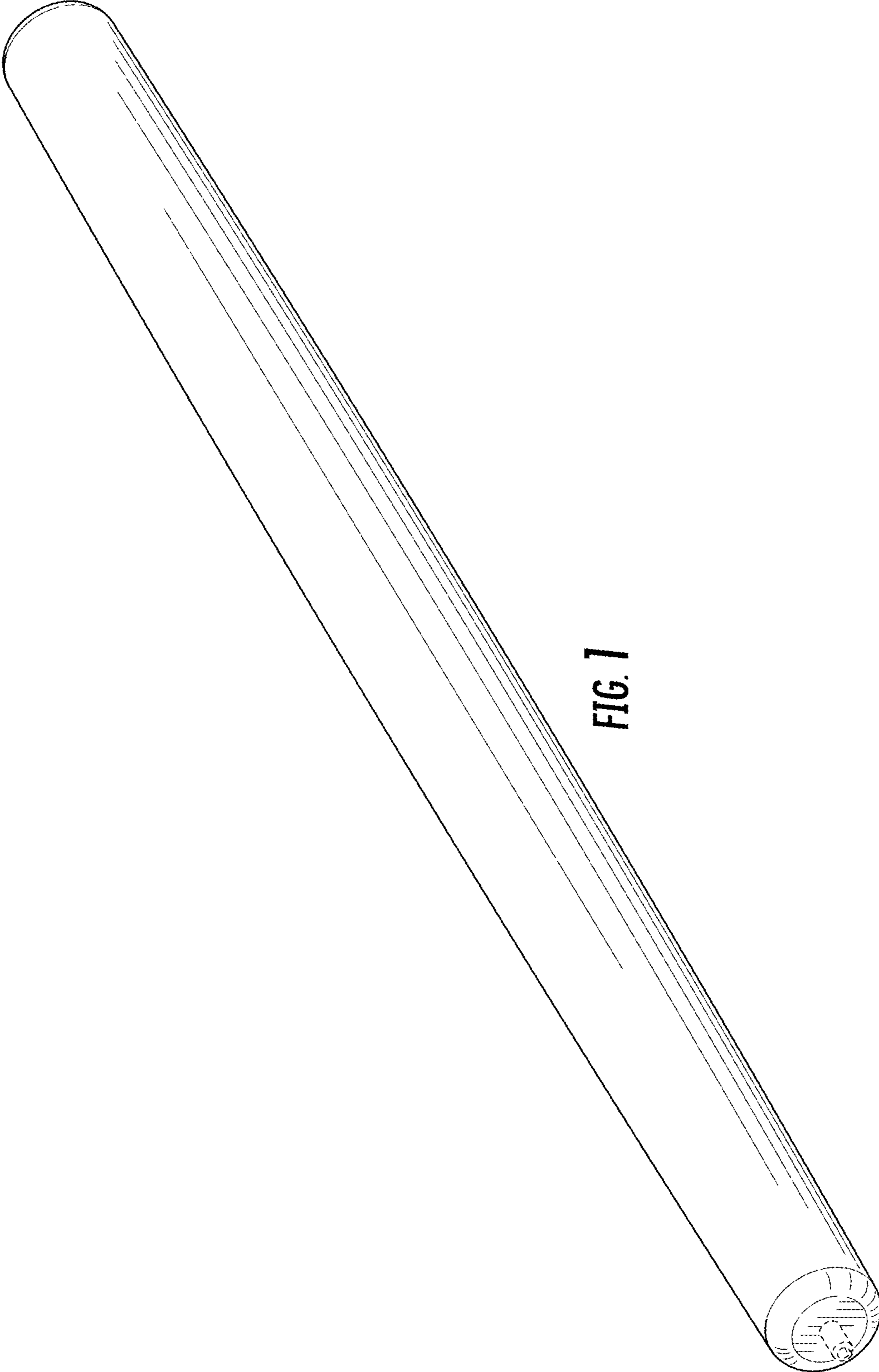




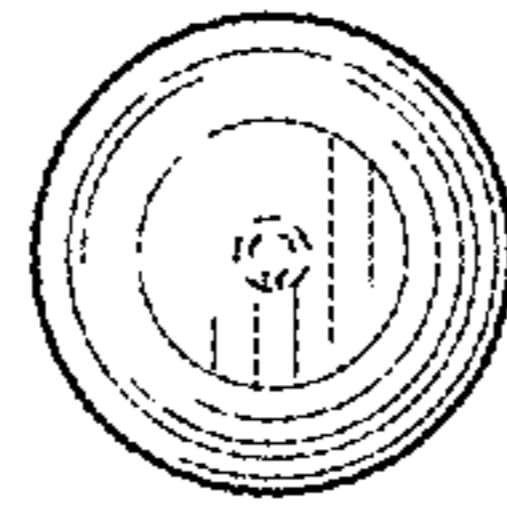
FIG. 1



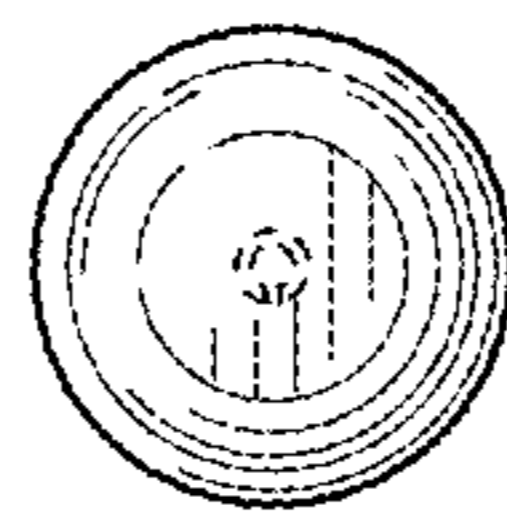
**FIG. 2**




**FIG. 3**




**FIG. 4**



**FIG. 5**



**FIG. 6**



**FIG. 7**