



US00D955972S

(12) **United States Design Patent**  
**Harris**

(10) **Patent No.:** **US D955,972 S**

(45) **Date of Patent:** **\*\* Jun. 28, 2022**

(54) **CAR INTERIOR BARRIER**  
(71) Applicant: **Dwayne Harris**, Chicago, IL (US)  
(72) Inventor: **Dwayne Harris**, Chicago, IL (US)  
(\*\*) Term: **15 Years**

10,493,896 B2 \* 12/2019 Cavalieri ..... B60P 7/0876  
D915,998 S \* 4/2021 Guo ..... D12/414  
2004/0232719 A1 \* 11/2004 Scarlett ..... B60R 21/055  
296/24.46  
2006/0103155 A1 \* 5/2006 Spater ..... B60R 21/06  
296/24.46  
2010/0032977 A1 \* 2/2010 Parle ..... B60R 21/06  
296/24.4

(21) Appl. No.: **29/664,898**  
(22) Filed: **Sep. 28, 2018**  
(51) **LOC (13) Cl.** ..... **12-16**  
(52) **U.S. Cl.**  
USPC ..... **D12/426**  
(58) **Field of Classification Search**  
USPC ..... D12/20, 84, 89, 96, 97, 100, 101, 103,  
D12/104, 106, 196, 203, 314, 400,  
D12/406-414.1, 426; D6/317-319, 513,  
D6/514; D32/35, 58  
CPC ..... B60R 21/06; B60R 21/055; B60R 21/026;  
B60P 7/0876  
See application file for complete search history.

\* cited by examiner

*Primary Examiner* — Susan E Krakower  
*Assistant Examiner* — Jerry Shiuan-Hua Hsu  
(74) *Attorney, Agent, or Firm* — Au LLC; Adam E. Urbanczyk

(57) **CLAIM**

The ornamental design for a car interior barrier, as shown and described.

**DESCRIPTION**

FIG. 1 is a left-perspective view of a car interior barrier in a deployed configuration, showing my new design; FIG. 2 is a front view of a car interior barrier in an undeployed configuration; FIG. 3 is a rear view thereof; FIG. 4 is a right-side view thereof; FIG. 5 is a left-side view thereof; FIG. 6 is a top view thereof; and, FIG. 7 is a bottom view thereof. The broken lines depicting hooks illustrate portions of the car interior barrier that form no part of the claimed design. The broken lines on the straps of the car interior barrier depict stitching which forms no part of the claimed design. The broken lines showing a vehicle interior, in FIG. 1, depict environmental structure that forms no part of the claimed design.

(56) **References Cited**

**U.S. PATENT DOCUMENTS**

4,919,467 A \* 4/1990 Guimelli ..... B60R 21/026  
296/24.43  
5,121,958 A \* 6/1992 Goeden ..... B60R 7/005  
296/24.43  
5,186,587 A \* 2/1993 Moore ..... B60R 21/06  
180/271  
5,288,122 A \* 2/1994 Pilhall ..... B60R 21/06  
160/120  
6,550,654 B1 \* 4/2003 Crago ..... B60R 7/005  
224/275  
D567,742 S \* 4/2008 Spater ..... D12/426  
D722,550 S \* 2/2015 Renforth ..... D12/400  
D722,943 S \* 2/2015 Renforth ..... D12/400

**1 Claim, 7 Drawing Sheets**

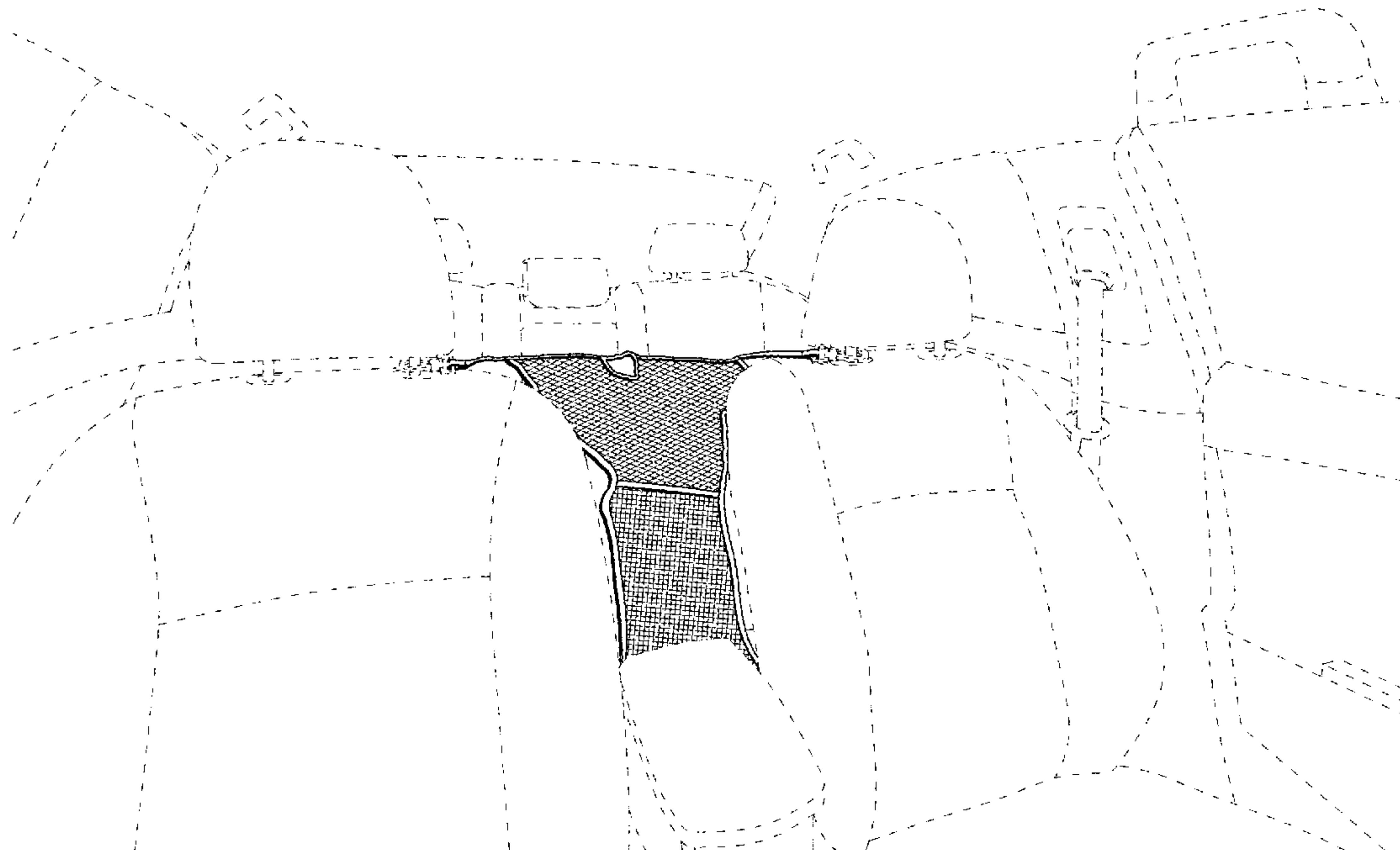




FIG. 1

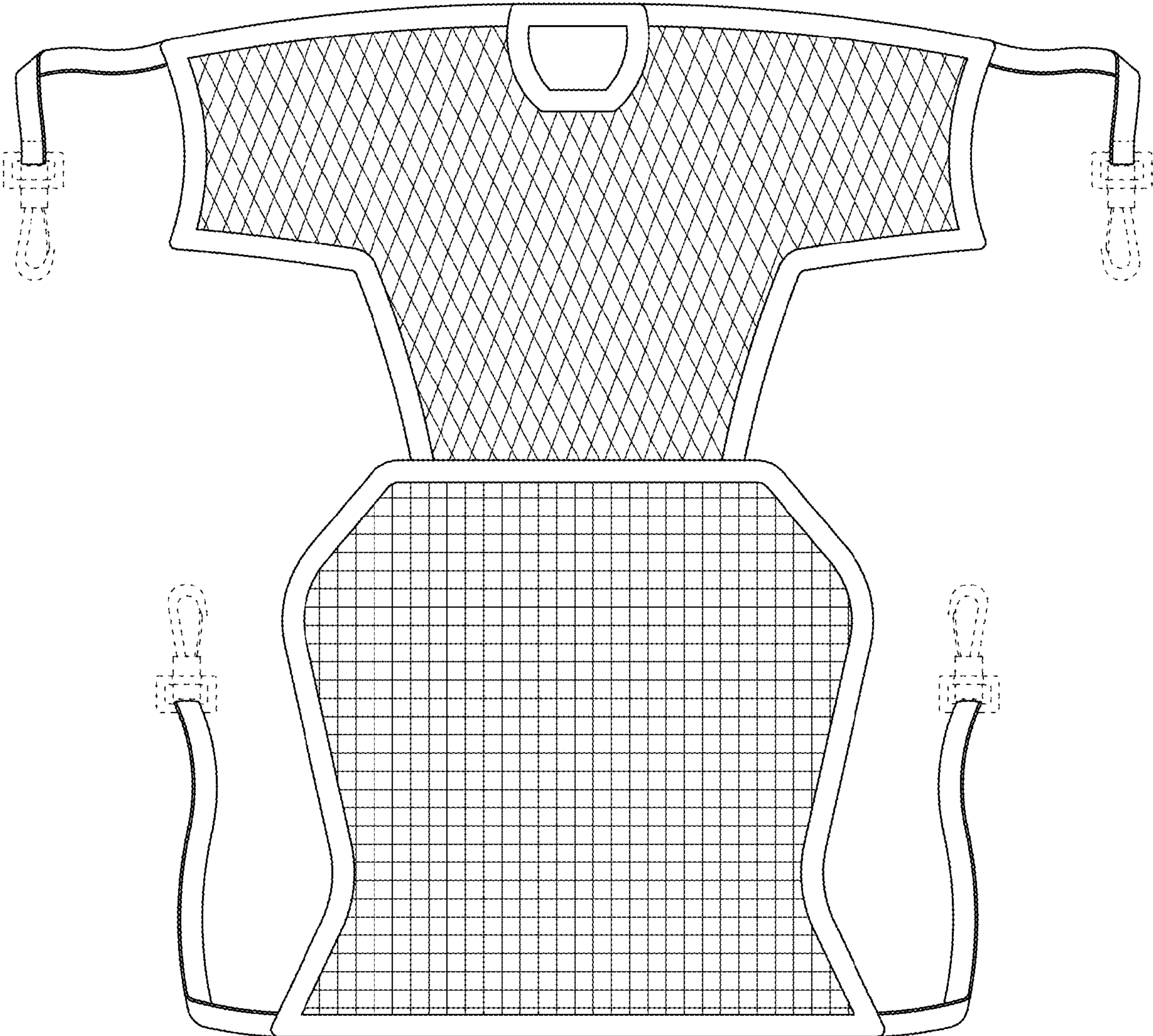


FIG.2



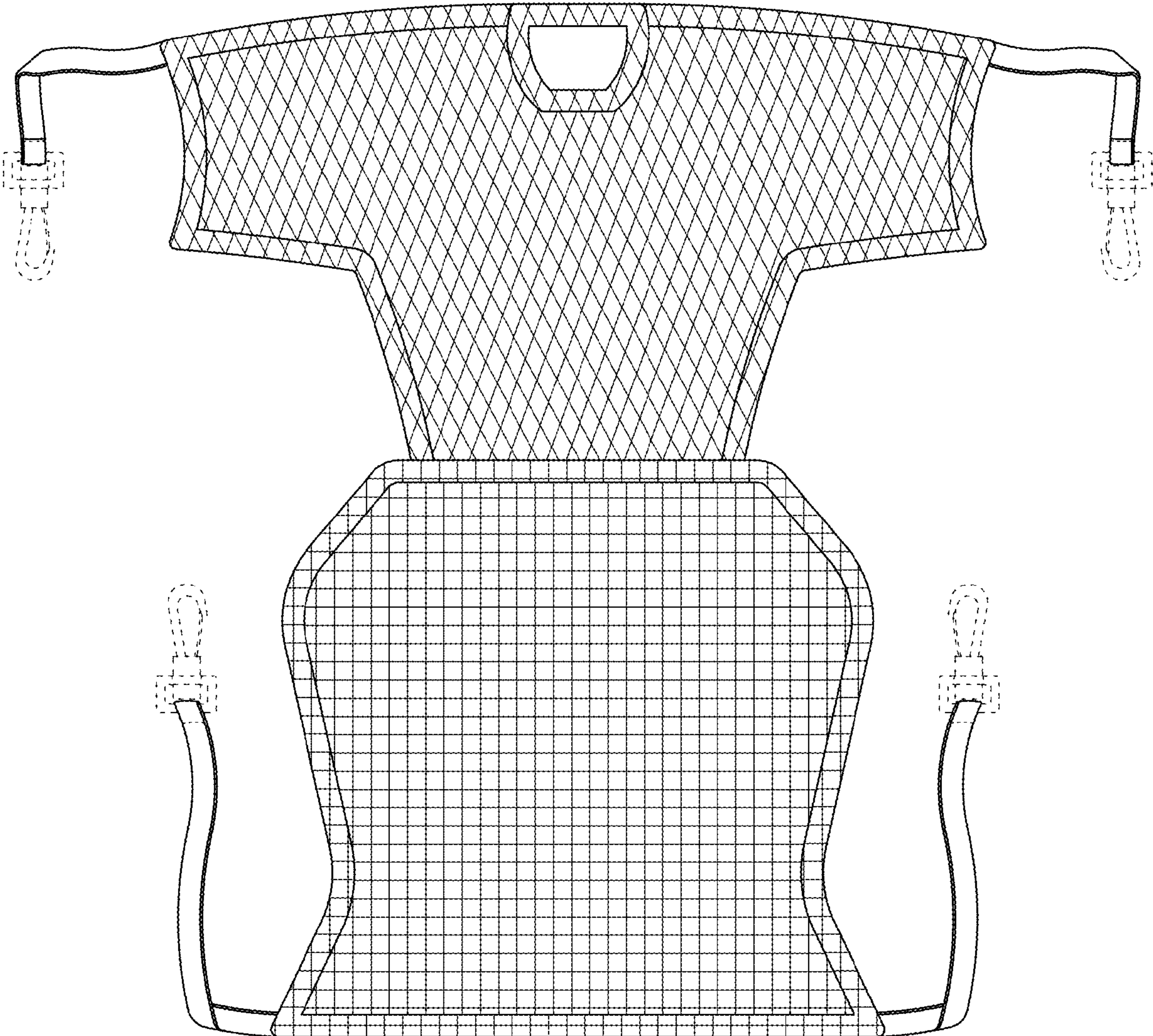


FIG.3

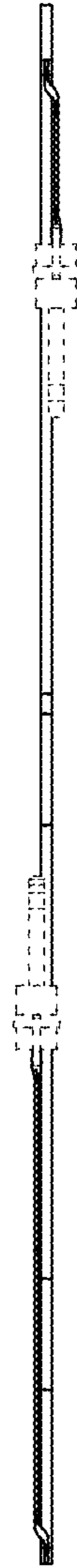


FIG.4

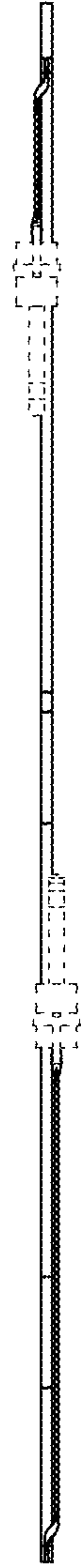


FIG.5

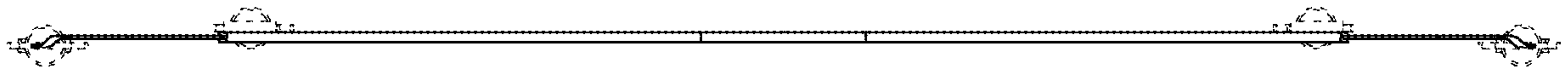


FIG.6




FIG.7