



US00D955970S

(12) **United States Design Patent**
Shen et al.

(10) **Patent No.:** **US D955,970 S**
(45) **Date of Patent:** **** Jun. 28, 2022**

- (54) **BICYCLE CARRIER**
- (71) Applicant: **AWAKEN INNOVATION CO LTD.,**
Taipei (TW)
- (72) Inventors: **Shih-Chieh Shen, Taipei (TW);**
Chun-Yi Hsieh, Taipei (TW)
- (73) Assignee: **AWAKEN INNOVATION CO LTD.,**
Taipei (TW)
- (**) Term: **15 Years**
- (21) Appl. No.: **29/764,664**
- (22) Filed: **Dec. 31, 2020**
- (51) **LOC (13) Cl.** **12-11**
- (52) **U.S. Cl.**
USPC **D12/407**
- (58) **Field of Classification Search**
USPC D12/407, 408, 406, 402, 412, 414, 115,
D12/162
CPC .. B60R 9/06; B60R 9/10; B60R 9/045; B60R
9/048
See application file for complete search history.

(56) **References Cited**

U.S. PATENT DOCUMENTS

D308,846 S *	6/1990	Eckhart	D12/408
D337,087 S *	7/1993	Peterman	D12/408
5,458,389 A *	10/1995	Young	B60R 9/06 224/500
5,489,110 A *	2/1996	Van Dusen	B60R 9/06 224/532
D395,275 S *	6/1998	Brungardt	D12/408
D399,480 S *	10/1998	Brungardt	D12/408
D672,704 S *	12/2012	Grago	D12/408
9,663,040 B1 *	5/2017	Shen	B60R 9/10
D797,008 S *	9/2017	Borkholder	D12/162
9,789,741 B1 *	10/2017	Marling	B60R 9/06
9,802,549 B1 *	10/2017	Shen	B60R 9/10

10,183,627 B1 *	1/2019	Liu	B60R 9/06
D880,368 S *	4/2020	Pinnell	D12/115
10,793,079 B1 *	10/2020	Shen	B60D 1/241
10,906,473 B1 *	2/2021	Yu	B60R 9/06
2006/0037986 A1 *	2/2006	Wang	B60R 9/06 224/521
2007/0057001 A1 *	3/2007	Wang	B60R 9/06 224/570
2008/0099522 A1 *	5/2008	Clausen	B60R 9/06 224/519
2008/0230579 A1 *	9/2008	Wang	B60R 9/10 224/400
2009/0302078 A1 *	12/2009	Wang	B60R 9/06 224/532
2010/0230455 A1 *	9/2010	Wang	B60R 9/06 224/533
2010/0320247 A1 *	12/2010	Wang	B60R 9/10 224/567

(Continued)

Primary Examiner — Michelle E. Wilson

Assistant Examiner — Clese Moore, Jr.

(74) *Attorney, Agent, or Firm* — Muncy, Geissler, Olds & Lowe, P.C.

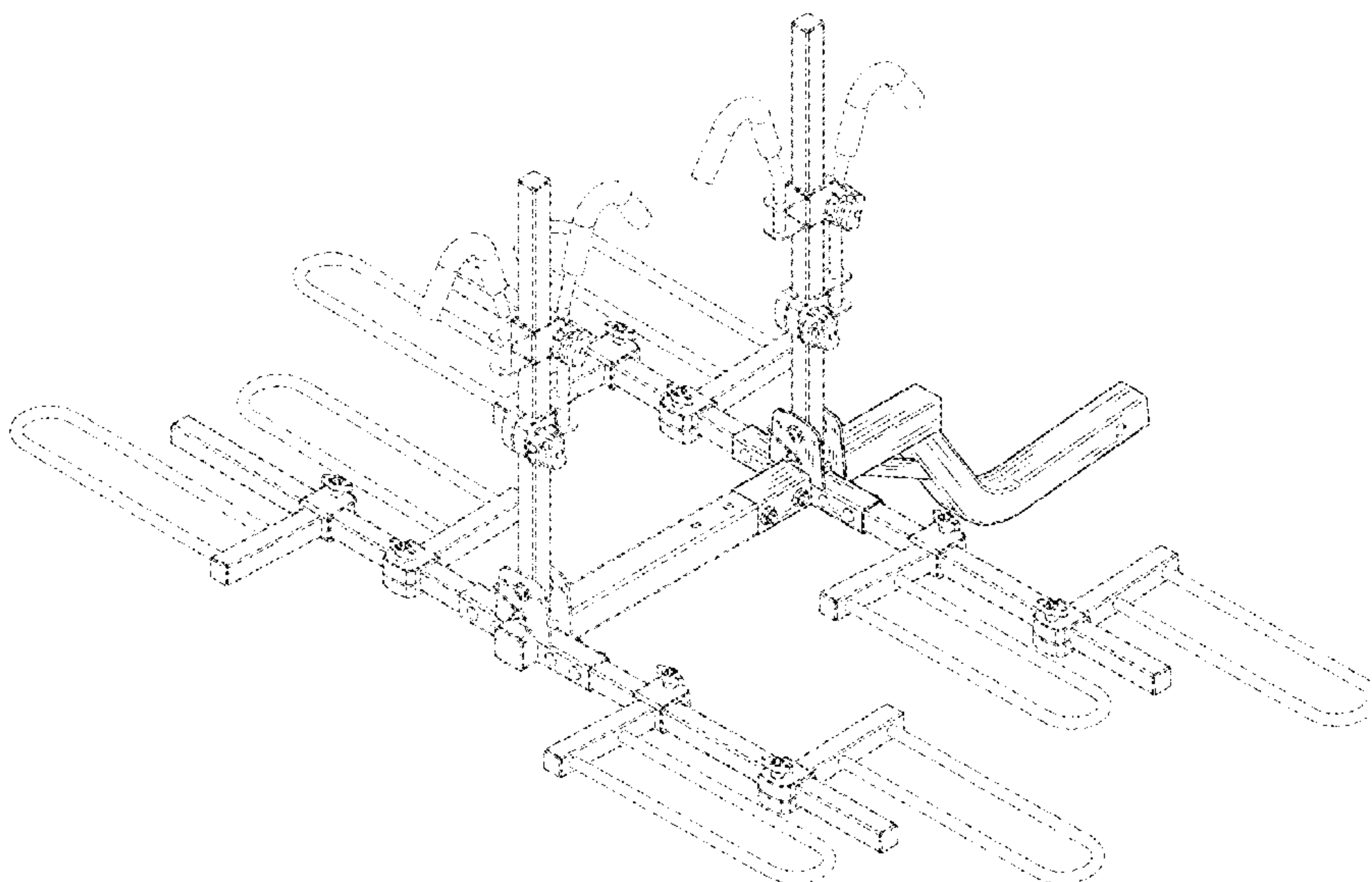
(57) **CLAIM**

We claim the ornamental design for a bicycle carrier, as shown and described.

DESCRIPTION

FIG. 1 is a top, front, and right side perspective view of a bicycle carrier showing our new design;
 FIG. 2 is a front elevation view thereof;
 FIG. 3 is a rear elevation view thereof;
 FIG. 4 is a left side elevation view thereof;
 FIG. 5 is a right side elevation view thereof;
 FIG. 6 is a top plan view thereof; and,
 FIG. 7 is a bottom plan view.
 The broken lines in the drawings illustrate portions of the bicycle carrier which form no part of the claimed design.

1 Claim, 7 Drawing Sheets



(56)

References Cited

U.S. PATENT DOCUMENTS

2012/0125965 A1* 5/2012 Castro B60R 9/06
224/533
2013/0062487 A1* 3/2013 Liu B60R 9/10
248/297.31
2017/0253188 A1* 9/2017 Shen B60R 9/10
2018/0134229 A1* 5/2018 Shen B60R 9/06

* cited by examiner

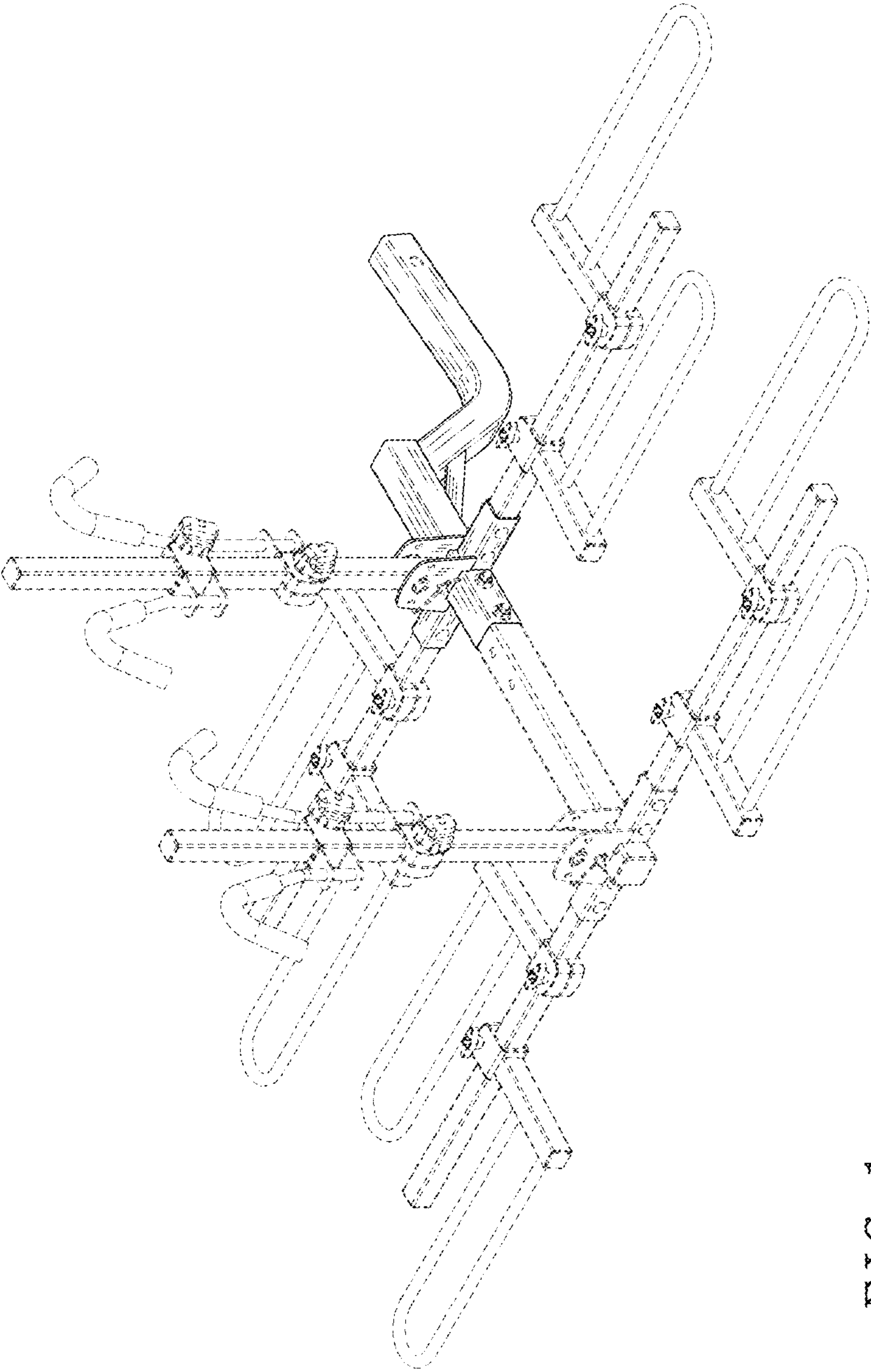


FIG. 1

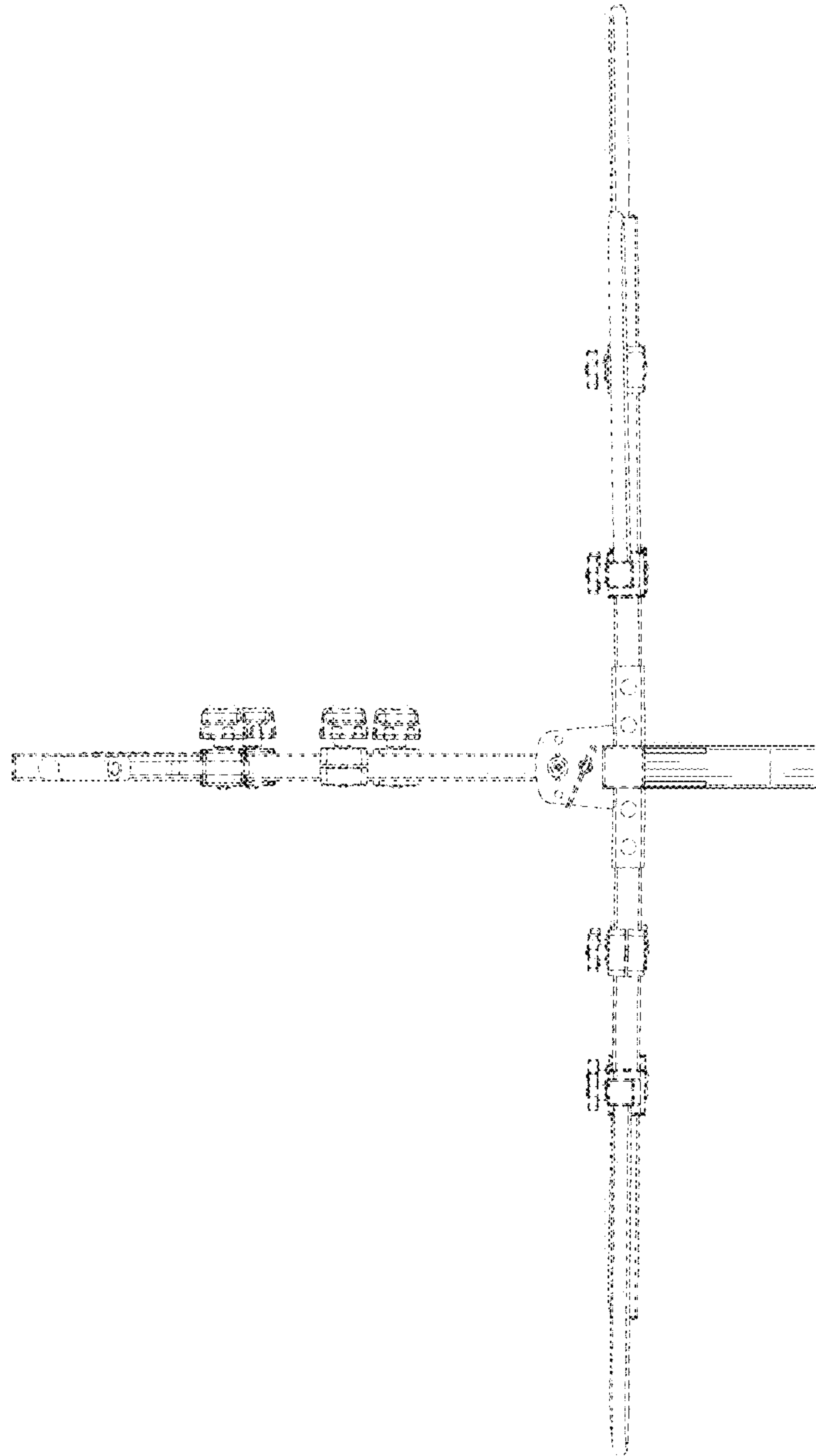


FIG. 2

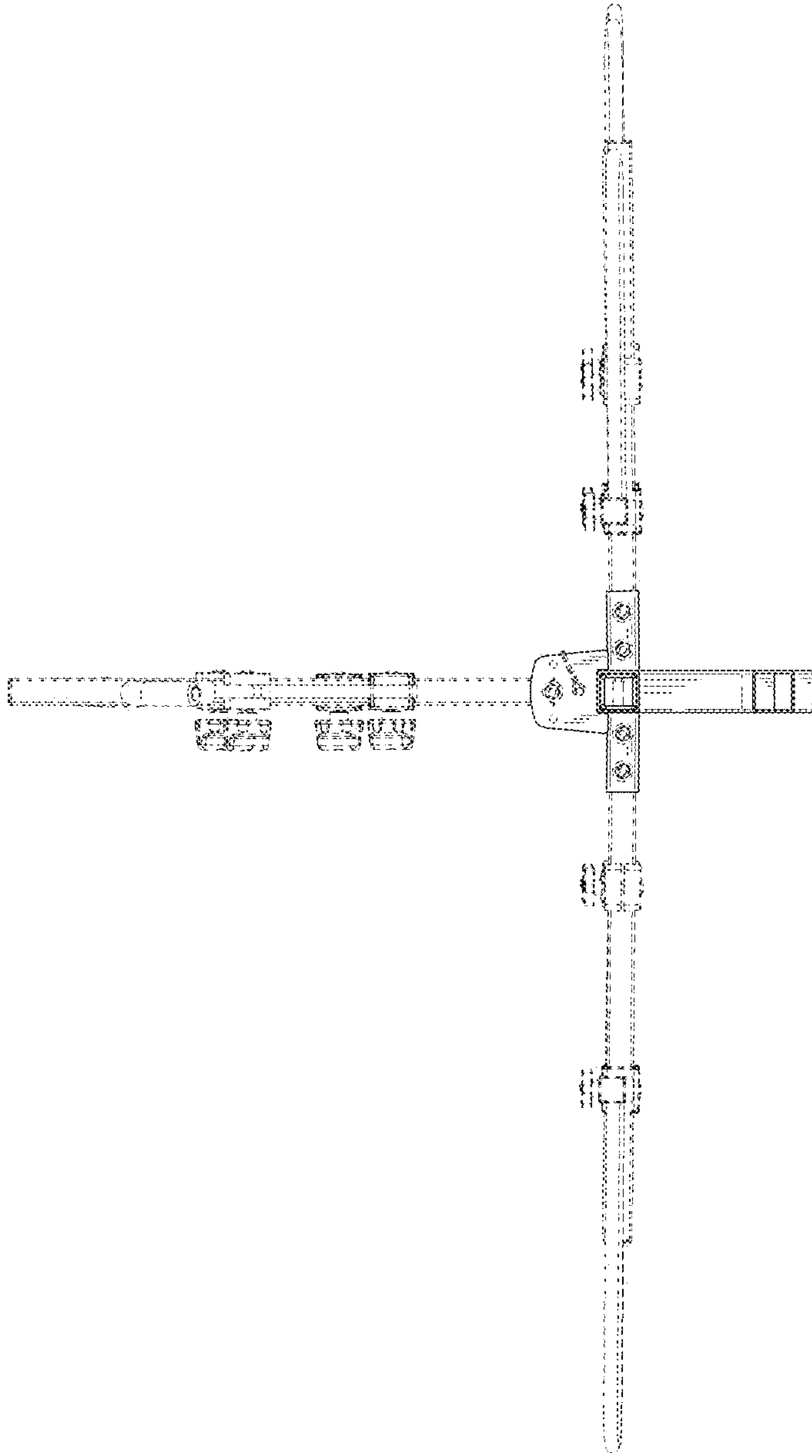


FIG. 3

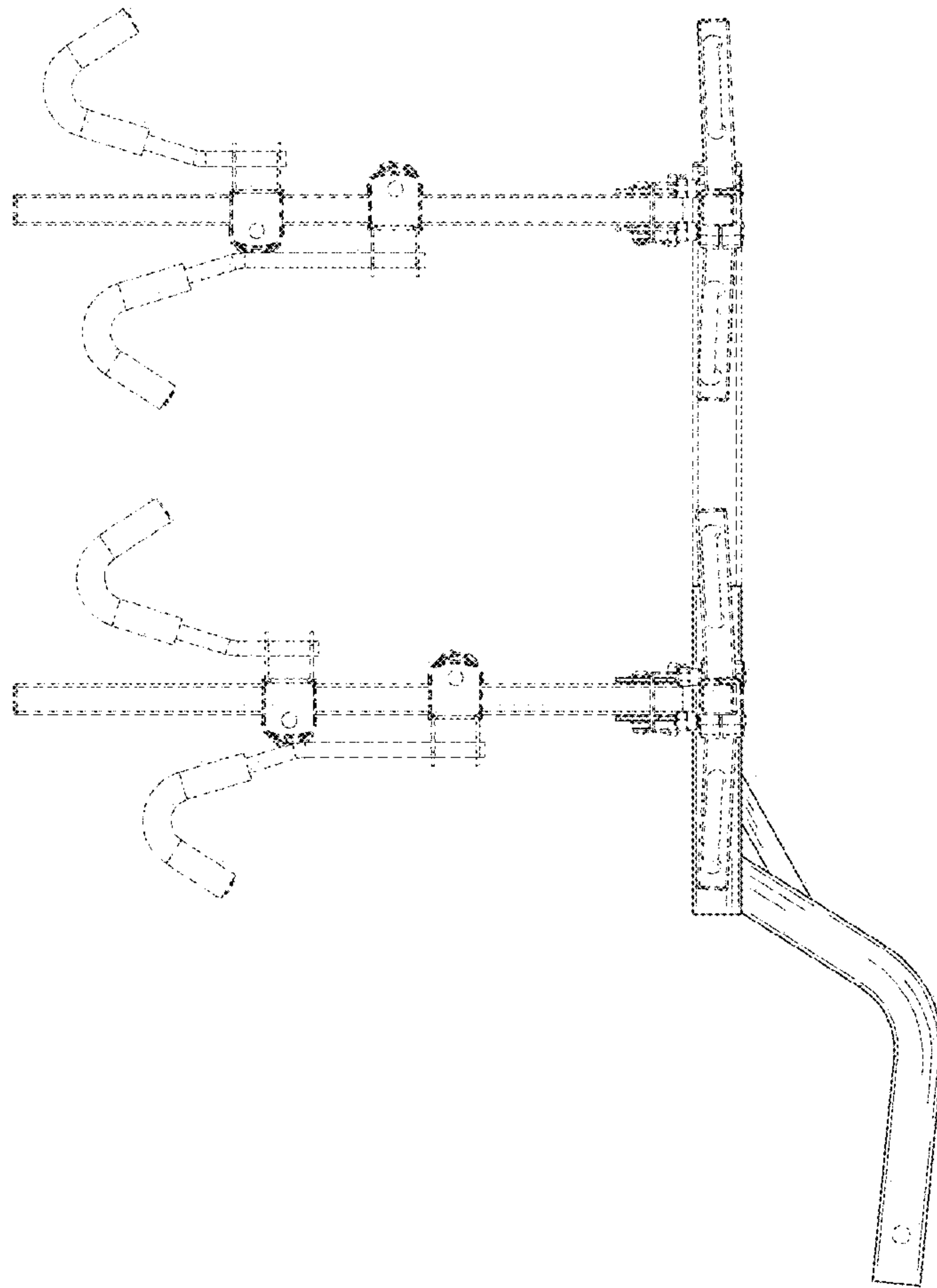


FIG. 4

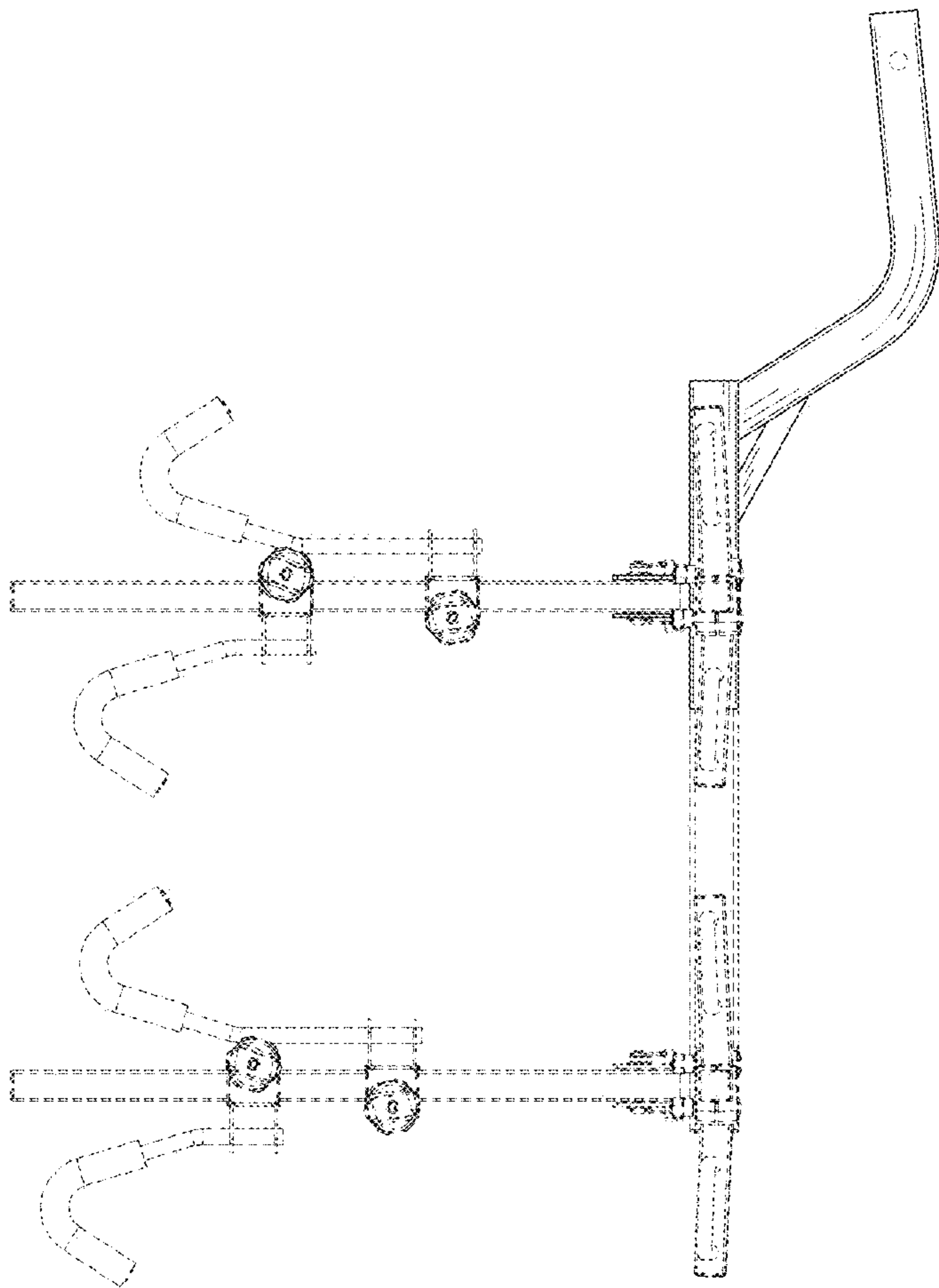


FIG. 5

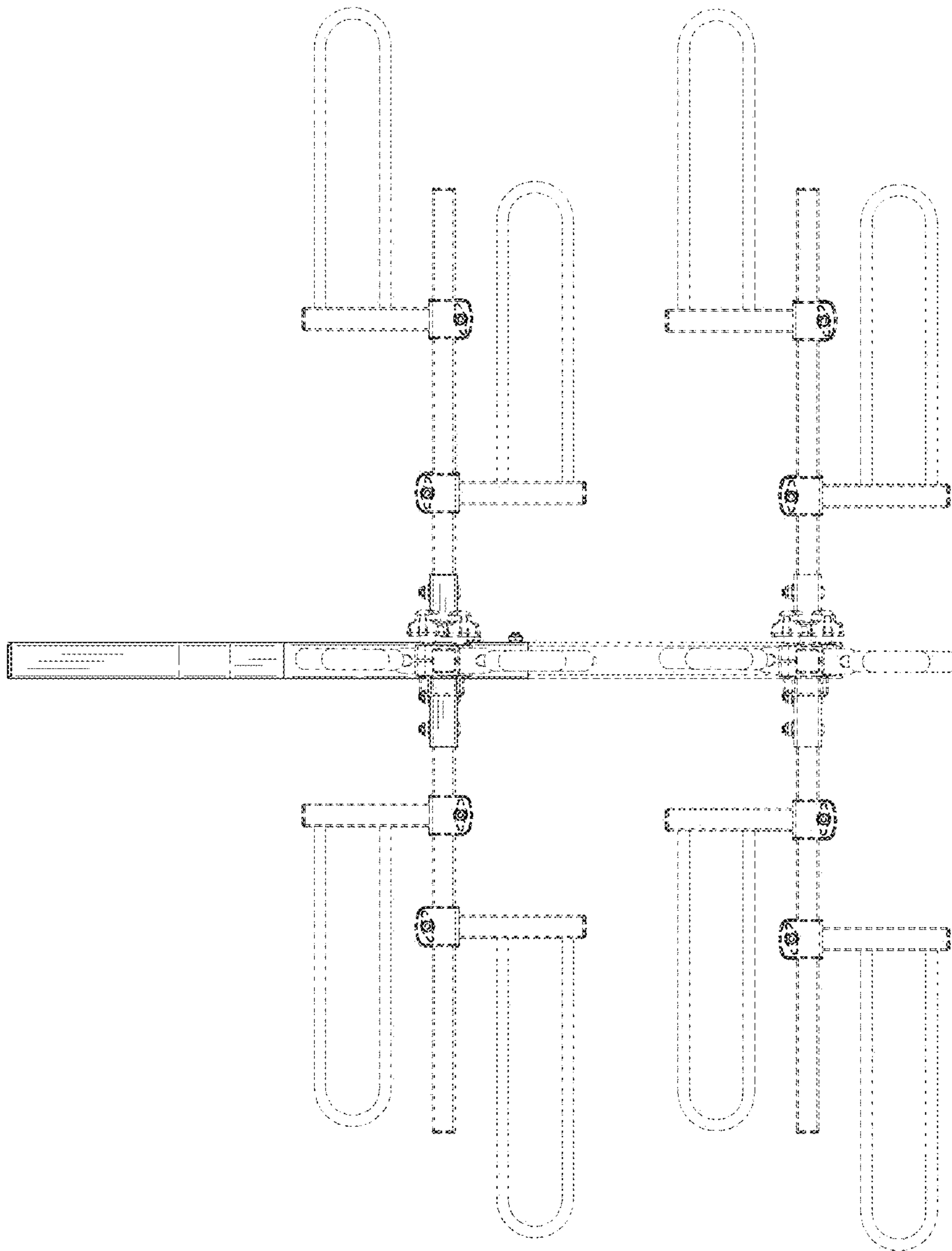


FIG. 6

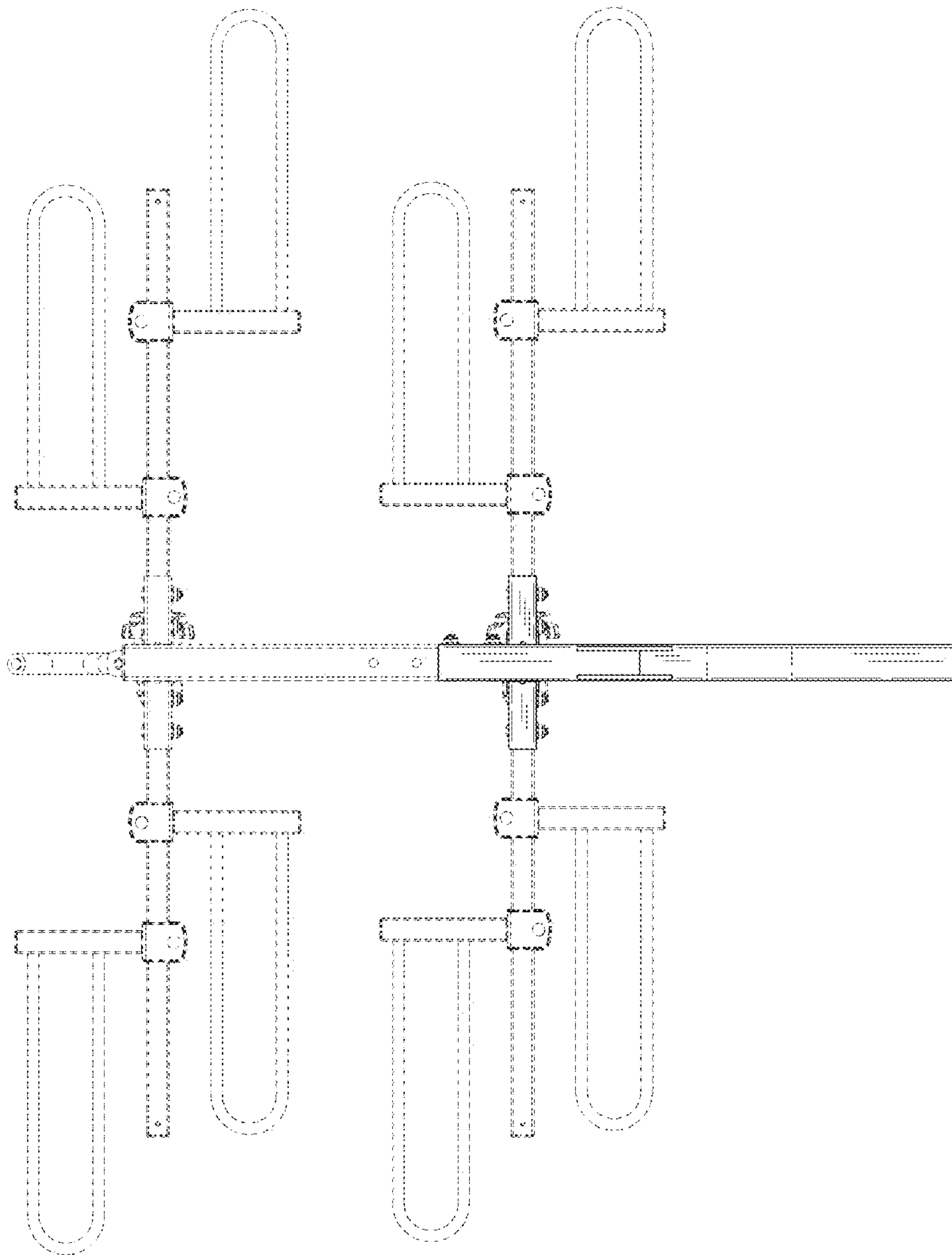


FIG. 7