



US00D955964S

(12) **United States Design Patent** (10) **Patent No.:** **US D955,964 S**  
**Saelzle et al.** (45) **Date of Patent:** **\*\* Jun. 28, 2022**

(54) **VEHICLE WHEEL**  
(71) Applicant: **Daimler AG**, Stuttgart (DE)  
(72) Inventors: **Thomas Saelzle**, Kornwestheim (DE);  
**Simon Vonbruell**, Corso Susa (IT);  
**Peter Riedel**, Holzgerlingen (DE);  
**Achim-Dietrich Badstuebner**, Munich  
(DE); **Robert Lesnik**, Leonberg (DE)  
(73) Assignee: **Daimler AG**, Stuttgart (DE)  
(\*\*) Term: **15 Years**  
(21) Appl. No.: **29/795,738**  
(22) Filed: **Jun. 21, 2021**

D591,661 S \* 5/2009 Baum ..... D12/209  
D604,685 S \* 11/2009 Zhou ..... D12/211  
D663,249 S \* 7/2012 Zhang ..... D12/211  
D819,538 S 6/2018 Badstuebner et al.  
D819,539 S 6/2018 Badstuebner et al.  
D820,186 S 6/2018 Badstuebner et al.  
D820,761 S 6/2018 Badstuebner et al.  
D823,221 S 7/2018 Badstuebner et al.  
D824,313 S 7/2018 Badstuebner et al.  
D847,072 S 4/2019 Badstuebner et al.  
D895,515 S 9/2020 Badstuebner et al.  
D895,516 S 9/2020 Badstuebner et al.  
D895,519 S 9/2020 Badstuebner et al.  
D895,521 S 9/2020 Badstuebner et al.  
D906,215 S 12/2020 Badstuebner et al.  
D908,579 S 1/2021 Badstuebner et al.  
D948,405 S \* 4/2022 Mukti ..... D12/209

**Related U.S. Application Data**

(62) Division of application No. 35/509,371, filed on Nov. 14, 2019 (U.S. filing date under 35 U.S.C. 384), and having an international filing date of Nov. 14, 2019, now Pat. No. Des. 928,062.  
(51) **LOC (13) Cl.** ..... **12-16**  
(52) **U.S. Cl.**  
USPC ..... **D12/211**  
(58) **Field of Classification Search**  
USPC ..... D12/204–213; D21/533, 561, 563  
CPC .... B60B 3/02; B60B 3/04; B60B 3/06; B60B  
3/10  
See application file for complete search history.

**References Cited**

**U.S. PATENT DOCUMENTS**

D392,611 S \* 3/1998 Echazabal ..... D12/211  
D456,333 S \* 4/2002 Pollmann ..... D12/211  
D570,760 S \* 6/2008 Hieke ..... D12/211  
D582,332 S \* 12/2008 Rak ..... D12/209

**FOREIGN PATENT DOCUMENTS**

WO WO DM/090647 11/2018

\* cited by examiner

*Primary Examiner* — Joseph Kukella  
(74) *Attorney, Agent, or Firm* — Crowell & Moring LLP

(57) **CLAIM**

The ornamental design for a vehicle wheel, as shown and described.

**DESCRIPTION**

FIG. 1 is a front view of a vehicle wheel according to the design;  
FIG. 2 is a perspective view thereof;  
FIG. 3 is a left side view thereof;  
FIG. 4 is a right side view thereof;  
FIG. 5 is a rear view thereof;  
FIG. 6 is a top view thereof; and,  
FIG. 7 is a bottom view thereof.

**1 Claim, 7 Drawing Sheets**








Fig. 1





Fig. 2






Fig. 3




Fig. 4






Fig. 5




Fig. 6






Fig. 7