



US00D955959S

(12) **United States Design Patent** (10) **Patent No.:** **US D955,959 S**  
**Lesnik et al.** (45) **Date of Patent:** **\*\* Jun. 28, 2022**

(54) **VEHICLE WHEEL**  
(71) Applicant: **Daimler AG**, Stuttgart (DE)  
(72) Inventors: **Robert Lesnik**, Leonberg (DE); **Simon Vonbruell**, Corso Susa (IT); **Peter Riedel**, Holzgerlingen (DE); **Thomas Saelzle**, Kornwestheim (DE); **Achim-Dietrich Badstuebner**, Munich (DE)  
(73) Assignee: **Daimler AG**, Stuttgart (DE)  
(\*\*) Term: **15 Years**  
(21) Appl. No.: **29/795,727**  
(22) Filed: **Jun. 21, 2021**

D781,204 S \* 3/2017 Peat ..... D12/211  
D781,206 S \* 3/2017 Giolito ..... D12/211  
D792,311 S \* 7/2017 Gallert ..... D12/211  
D793,940 S \* 8/2017 Gardavsky ..... D12/211  
D819,538 S 6/2018 Badstuebner et al.  
D819,539 S 6/2018 Badstuebner et al.  
D820,186 S 6/2018 Badstuebner et al.  
D820,761 S 6/2018 Badstuebner et al.  
D823,221 S 7/2018 Badstuebner et al.  
D824,313 S 7/2018 Badstuebner et al.  
D843,911 S \* 3/2019 Hans ..... D12/209  
D847,072 S 4/2019 Badstuebner et al.  
D855,540 S \* 8/2019 Han ..... D12/211  
D892,013 S \* 8/2020 Han ..... D12/209  
D895,515 S 9/2020 Badstuebner et al.  
D895,516 S 9/2020 Badstuebner et al.  
D895,519 S 9/2020 Badstuebner et al.  
D895,521 S 9/2020 Badstuebner et al.  
D901,359 S \* 11/2020 Liu ..... D12/209  
D906,215 S 12/2020 Badstuebner et al.

(Continued)

**Related U.S. Application Data**

(62) Division of application No. 35/509,371, filed on Nov. 14, 2019 (U.S. filing date under 35 U.S.C. 384), and having an international filing date of Nov. 14, 2019, now Pat. No. Des. 928,062.  
(51) **LOC (13) Cl.** ..... **12-16**  
(52) **U.S. Cl.**  
USPC ..... **D12/211**  
(58) **Field of Classification Search**  
USPC ..... D12/204–213; D21/533, 561, 563  
CPC .... B60B 3/02; B60B 3/04; B60B 3/06; B60B 3/10  
See application file for complete search history.

**FOREIGN PATENT DOCUMENTS**

DE 402018203754-0007 2/2019  
*Primary Examiner* — Joseph Kukella  
(74) *Attorney, Agent, or Firm* — Crowell & Moring LLP

(57) **CLAIM**

The ornamental design for a vehicle wheel, as shown and described.


**DESCRIPTION**

FIG. 1 is a front view of a vehicle wheel according to the design;  
FIG. 2 is a perspective view thereof;  
FIG. 3 is a left side view thereof;  
FIG. 4 is a right side view thereof;  
FIG. 5 is a rear view thereof;  
FIG. 6 is a top view thereof; and,  
FIG. 7 is a bottom view thereof.

**1 Claim, 7 Drawing Sheets**

(56) **References Cited**  
U.S. PATENT DOCUMENTS

D450,649 S \* 11/2001 Penzes ..... D12/211  
D532,355 S \* 11/2006 Baumgartner ..... B60B 3/02  
D12/211  
D658,105 S \* 4/2012 Hans ..... D12/211  
D751,481 S \* 3/2016 Chung ..... D12/209



(56)

**References Cited**

U.S. PATENT DOCUMENTS

D908,579 S	1/2021	Badstuebner et al.	
D928,063 S *	8/2021	Han .....	D12/211
D941,218 S *	1/2022	Badstübner .....	B60B 3/02 D12/209
D945,348 S *	3/2022	Sempek .....	D12/211
D949,079 S *	4/2022	Lee .....	D12/209

\* cited by examiner




Fig. 1



Fig. 2




Fig. 3




Fig. 4




Fig. 5




Fig. 6






Fig. 7