



US00D955958S

(12) **United States Design Patent** (10) **Patent No.:** **US D955,958 S**
Hejtmanek et al. (45) **Date of Patent:** **** Jun. 28, 2022**

- (54) **VEHICLE WHEEL**
- (71) Applicant: **Daimler AG**, Stuttgart (DE)
- (72) Inventors: **Jaroslav Hejtmanek**, Moetzingen (DE); **Peter Riedel**, Holzgerlingen (DE); **Thomas Saelzle**, Kornwestheim (DE); **Achim-Dietrich Badstuebner**, Munich (DE); **Robert Lesnik**, Leonberg (DE)
- (73) Assignee: **Daimler AG**, Stuttgart (DE)
- (**) Term: **15 Years**
- (21) Appl. No.: **29/795,737**
- (22) Filed: **Jun. 21, 2021**

D536,294 S *	2/2007	Laengerer	D12/211
D537,027 S *	2/2007	Hieke	D12/211
D656,443 S *	3/2012	Fetherston	D12/209
D671,057 S *	11/2012	Tanevski	D12/209
D690,248 S	9/2013	Bildhaeuser	
D697,002 S *	1/2014	Tanevski	D12/211
D727,232 S *	4/2015	Frei	D12/209
D747,250 S *	1/2016	Bildhaeuser	D12/209
D819,538 S	6/2018	Badstuebner et al.	
D819,539 S	6/2018	Badstuebner et al.	
D820,186 S	6/2018	Badstuebner et al.	
D820,761 S	6/2018	Badstuebner et al.	
D823,221 S	7/2018	Badstuebner et al.	
D824,313 S	7/2018	Badstuebner et al.	
D847,072 S	4/2019	Badstuebner et al.	
D858,405 S *	9/2019	Marminc	D12/209
D895,515 S	9/2020	Badstuebner et al.	
D895,516 S	9/2020	Badstuebner et al.	
D895,519 S	9/2020	Badstuebner et al.	
D895,521 S	9/2020	Badstuebner et al.	
D906,215 S	12/2020	Badstuebner et al.	
D908,579 S	1/2021	Badstuebner et al.	

Related U.S. Application Data

- (62) Division of application No. 35/509,371, filed on Nov. 14, 2019 (U.S. filing date under 35 U.S.C. 384), and having an international filing date of Nov. 14, 2019, now Pat. No. Des. 928,062.
- (51) **LOC (13) Cl.** **12-16**
- (52) **U.S. Cl.**
USPC **D12/209**
- (58) **Field of Classification Search**
USPC D12/204–213; D21/533, 561, 563
CPC B60B 3/02; B60B 3/04; B60B 3/06; B60B 3/10
See application file for complete search history.

References Cited

U.S. PATENT DOCUMENTS

D504,649 S *	5/2005	Pfeiffer	D12/209
D504,858 S *	5/2005	Pfeiffer	D12/209
D513,221 S *	12/2005	Pfeiffer	D12/211

* cited by examiner

Primary Examiner — Joseph Kukella

(74) *Attorney, Agent, or Firm* — Crowell & Moring LLP


(57) **CLAIM**

The ornamental design for a vehicle wheel, as shown and described.

DESCRIPTION

FIG. 1 is a front view of a vehicle wheel according to the design;
FIG. 2 is a perspective view thereof;
FIG. 3 is a left side view thereof;
FIG. 4 is a right side view thereof;
FIG. 5 is a rear view thereof;
FIG. 6 is a top view thereof; and,
FIG. 7 is a bottom view thereof.

1 Claim, 7 Drawing Sheets






Fig. 1



Fig. 2




Fig. 3




Fig. 4




Fig. 5




Fig. 6




Fig. 7