



US00D955957S

(12) **United States Design Patent**  
**Lesnik et al.**

(10) **Patent No.:** **US D955,957 S**  
(45) **Date of Patent:** **\*\* Jun. 28, 2022**

- (54) **VEHICLE WHEEL**
- (71) Applicant: **Daimler AG**, Stuttgart (DE)
- (72) Inventors: **Robert Lesnik**, Leonberg (DE); **Peter Riedel**, Holzgerlingen (DE); **Achim-Dietrich Badstuebner**, Munich (DE); **Thomas Saelzle**, Kornwestheim (DE); **Jaroslav Hejtmanek**, Moetzingen (DE)
- (73) Assignee: **Daimler AG**, Stuttgart (DE)
- (\*\*) Term: **15 Years**
- (21) Appl. No.: **29/795,730**
- (22) Filed: **Jun. 21, 2021**

|              |         |                    |         |
|--------------|---------|--------------------|---------|
| D537,027 S * | 2/2007  | Hieke .....        | D12/211 |
| D656,443 S * | 3/2012  | Fetherston .....   | D12/209 |
| D671,057 S * | 11/2012 | Tanevski .....     | D12/209 |
| D672,701 S * | 12/2012 | Bildhaeuser .....  | D12/211 |
| D697,002 S * | 1/2014  | Tanevski .....     | D12/209 |
| D700,123 S   | 2/2014  | Bildhauser et al.  |         |
| D727,232 S * | 4/2015  | Frei .....         | D12/209 |
| D747,250 S * | 1/2016  | Bildhaeuser .....  | D12/209 |
| D819,538 S   | 6/2018  | Badstuebner et al. |         |
| D819,539 S   | 6/2018  | Badstuebner et al. |         |
| D820,186 S   | 6/2018  | Badstuebner et al. |         |
| D820,761 S   | 6/2018  | Badstuebner et al. |         |
| D823,221 S   | 7/2018  | Badstuebner et al. |         |
| D824,313 S   | 7/2018  | Badstuebner et al. |         |
| D847,072 S   | 4/2019  | Badstuebner et al. |         |
| D858,405 S * | 9/2019  | Marminc .....      | D12/209 |
| D895,515 S   | 9/2020  | Badstuebner et al. |         |
| D895,516 S   | 9/2020  | Badstuebner et al. |         |
| D895,519 S   | 9/2020  | Badstuebner et al. |         |
| D895,521 S   | 9/2020  | Badstuebner et al. |         |
| D906,215 S   | 12/2020 | Badstuebner et al. |         |
| D908,579 S   | 1/2021  | Badstuebner et al. |         |

**Related U.S. Application Data**

- (62) Division of application No. 35/509,371, filed on Nov. 14, 2019 (U.S. filing date under 35 U.S.C. 384), and having an international filing date of Nov. 14, 2019, now Pat. No. Des. 928,062.
- (51) **LOC (13) Cl.** ..... **12-16**
- (52) **U.S. Cl.**  
USPC ..... **D12/209**
- (58) **Field of Classification Search**  
USPC ..... D12/204–213; D21/533, 561, 563  
CPC .... B60B 3/02; B60B 3/04; B60B 3/06; B60B 3/10  
See application file for complete search history.

**References Cited**

**U.S. PATENT DOCUMENTS**

|              |         |                 |         |
|--------------|---------|-----------------|---------|
| D504,649 S * | 5/2005  | Pfeiffer .....  | D12/209 |
| D504,858 S * | 5/2005  | Pfeiffer .....  | D12/209 |
| D513,221 S * | 12/2005 | Pfeiffer .....  | D12/211 |
| D536,294 S * | 2/2007  | Laengerer ..... | D12/211 |

\* cited by examiner

*Primary Examiner* — Joseph Kukella

(74) *Attorney, Agent, or Firm* — Crowell & Moring LLP

(57) **CLAIM**

The ornamental design for a vehicle wheel, as shown and described.

**DESCRIPTION**

FIG. 1 is a front view of a vehicle wheel according to the design;  
 FIG. 2 is a perspective view thereof;  
 FIG. 3 is a left side view thereof;  
 FIG. 4 is a right side view thereof;  
 FIG. 5 is a rear view thereof;  
 FIG. 6 is a bottom view thereof; and,  
 FIG. 7 is a top view thereof.

**1 Claim, 7 Drawing Sheets**






Fig. 1



Fig. 2




Fig. 3




Fig. 4




Fig. 5




Fig. 6




Fig. 7