



US00D955956S

(12) **United States Design Patent**  
**Biancalana et al.**

(10) **Patent No.:** **US D955,956 S**  
(45) **Date of Patent:** **\*\* Jun. 28, 2022**

(54) **VEHICLE WHEEL RIM**  
(71) Applicant: **Ferrari S.p.A.**, Modena (IT)  
(72) Inventors: **Matteo Biancalana**, Modena (IT);  
**Flavio Manzoni**, Maranello (IT)  
(73) Assignee: **FERRARI S.p.A.**, Modena (IT)  
(\*\*) Term: **15 Years**

D502,909 S \* 3/2005 Pfeiffer ..... D12/211  
D538,731 S \* 3/2007 Iwauchi ..... D12/211  
D584,208 S \* 1/2009 Markefka ..... D12/209  
D594,800 S \* 6/2009 Blasi ..... D12/209  
9,545,819 B2 \* 1/2017 von Tardy-Tuch .....  
B60B 21/023  
D791,670 S \* 7/2017 Valencia Pollex ..... D12/209  
D793,324 S \* 8/2017 Valencia Pollex ..... D12/211  
D795,779 S \* 8/2017 Valencia Pollex ..... D12/211  
D798,213 S \* 9/2017 Valencia Pollex ..... D12/209

(Continued)

(21) Appl. No.: **29/757,818**  
(22) Filed: **Nov. 10, 2020**

*Primary Examiner* — Darlington Ly  
(74) *Attorney, Agent, or Firm* — Cowan, Liebowitz &  
Latman, P.C.; Anastasia Zhadina

**Related U.S. Application Data**

(62) Division of application No. 35/507,740, filed on May 9, 2019 (U.S. filing date under 35 U.S.C. 384), and having an international filing date of May 9, 2019, now Pat. No. Des. 923,546.

(57) **CLAIM**

The ornamental design for a vehicle wheel rim, as shown and described.

**DESCRIPTION**

(30) **Foreign Application Priority Data**

Nov. 9, 2018 (EM) ..... 005821550

(51) **LOC (13) Cl.** ..... **12-16**

(52) **U.S. Cl.**  
USPC ..... **D12/209**

(58) **Field of Classification Search**  
USPC ..... D12/204–213  
CPC .... B60B 1/00; B60B 1/08; B60B 1/10; B60B 1/12; B60B 3/04; B60B 3/06; B60B 3/10; B60B 3/02; B60B 7/00; B60B 7/01; B60B 7/02; B60B 7/04; B60B 7/06  
See application file for complete search history.

FIG. 1 is a perspective view of a vehicle wheel rim embodying our new design in accordance to a first embodiment; FIG. 2 is a front elevation view thereof; FIG. 3 is a rear elevation view thereof; FIG. 4 is a right side elevation view thereof; FIG. 5 is a left side elevation view thereof; FIG. 6 is a top plan view thereof; and FIG. 7 is a bottom plan view thereof. FIG. 8 is a perspective view of a vehicle wheel rim embodying our new design in accordance to a second embodiment; FIG. 9 is a front elevation view thereof; FIG. 10 is a rear elevation view thereof; FIG. 11 is a right side elevation view thereof; FIG. 12 is a left side elevation view thereof; FIG. 13 is a top plan view thereof; and, FIG. 14 is a bottom plan view thereof.

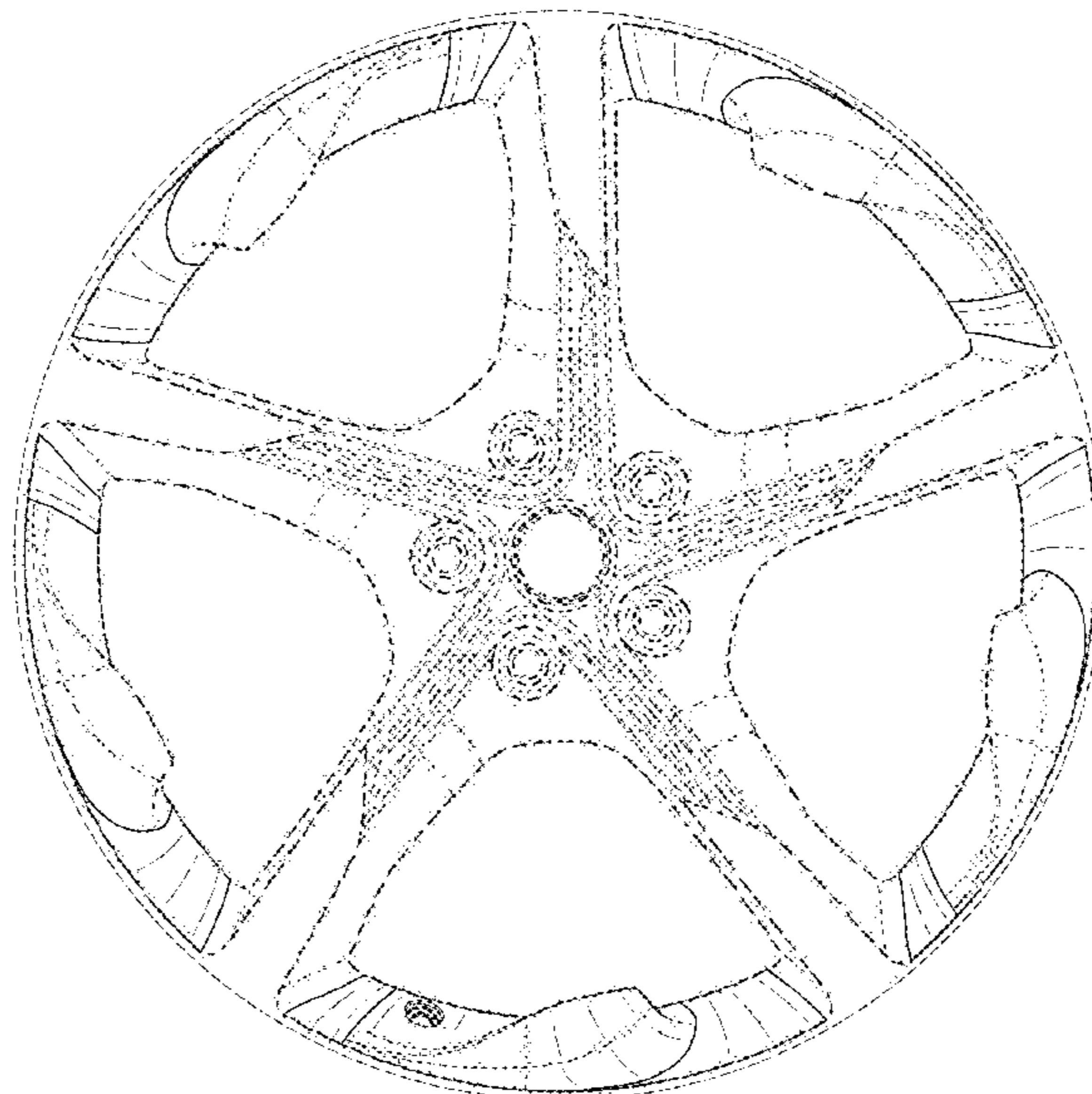
The broken lines shown are for the purpose of illustrating portions of the vehicle wheel rim and form no part of the claimed design.

(56) **References Cited**

**U.S. PATENT DOCUMENTS**

D451,065 S \* 11/2001 Braun ..... D12/211  
D455,693 S \* 4/2002 Sato ..... D12/209  
D461,757 S \* 8/2002 Taneoka ..... D12/211

**1 Claim, 14 Drawing Sheets**



(56)

**References Cited**

U.S. PATENT DOCUMENTS

D798,217	S	*	9/2017	Valencia Pollex	.....	D12/211
D813,781	S	*	3/2018	Valencia Pollex	.....	D12/209
D815,006	S	*	4/2018	Valencia Pollex	.....	D12/209
D823,773	S	*	7/2018	Valencia Pollex	.....	D12/209
10,112,436	B2	*	10/2018	Denmead	.....	B60B 3/16
D832,764	S	*	11/2018	Valencia Pollex	.....	D12/211
D847,719	S	*	5/2019	Rosello Visa	.....	D12/209
D859,266	S	*	9/2019	Valencia Pollex	.....	D12/209
D877,020	S	*	3/2020	Valencia Pollex	.....	D12/209
D887,941	S	*	6/2020	Han	.....	D12/209
D896,724	S	*	9/2020	Valencia Pollex	.....	D12/209
D897,260	S	*	9/2020	Rosello Visa	.....	D12/209
D912,589	S	*	3/2021	Hale, Jr.	.....	D12/209
D912,595	S	*	3/2021	VanRyn	.....	D12/209
D913,891	S	*	3/2021	Lee	.....	D12/209
D913,894	S	*	3/2021	Lee	.....	D12/209
D914,574	S	*	3/2021	VanRyn	.....	D12/209
D924,115	S	*	7/2021	Setter	.....	D12/209
D924,773	S	*	7/2021	Kalha	.....	D12/209

\* cited by examiner

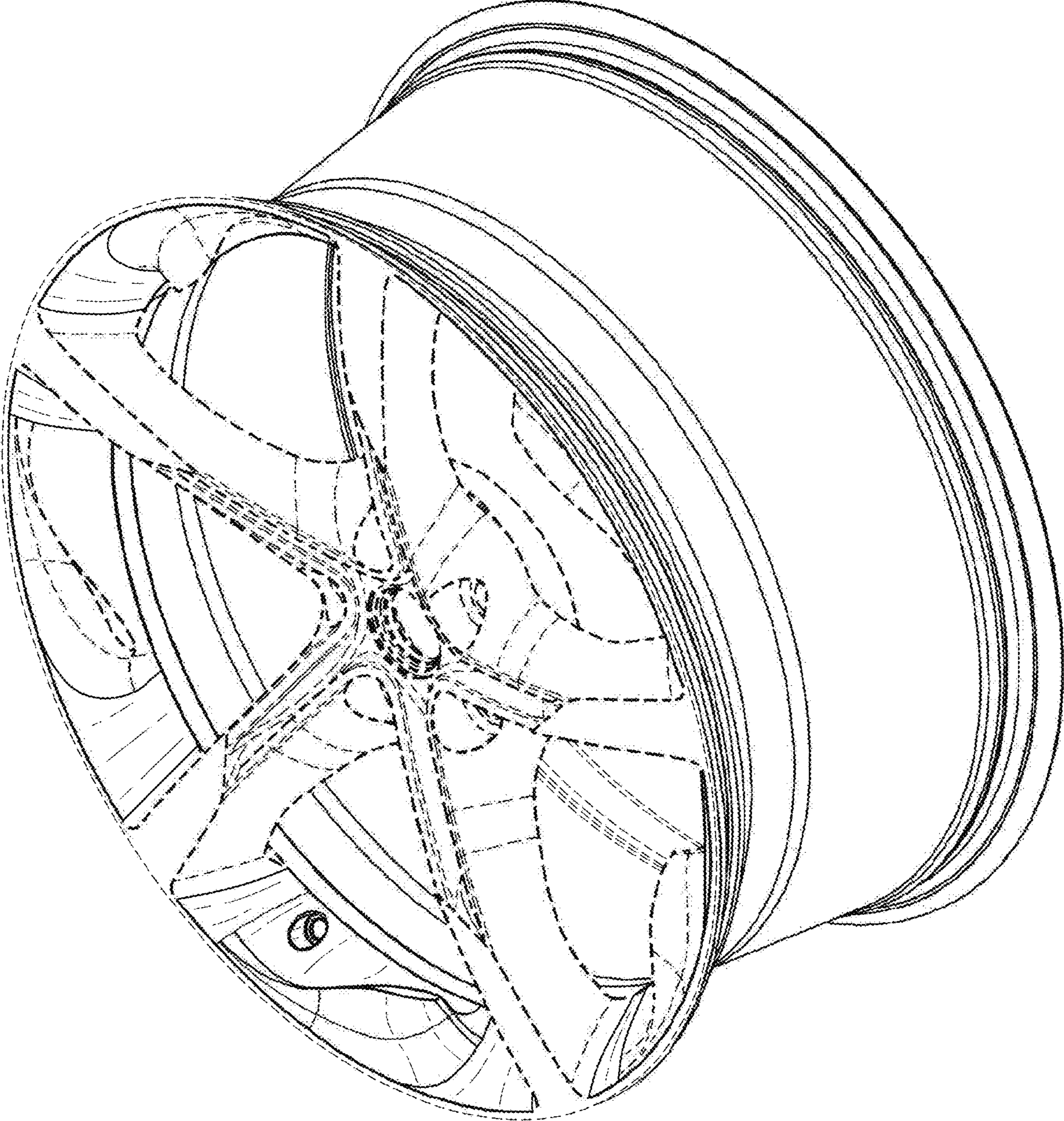


FIG. 1

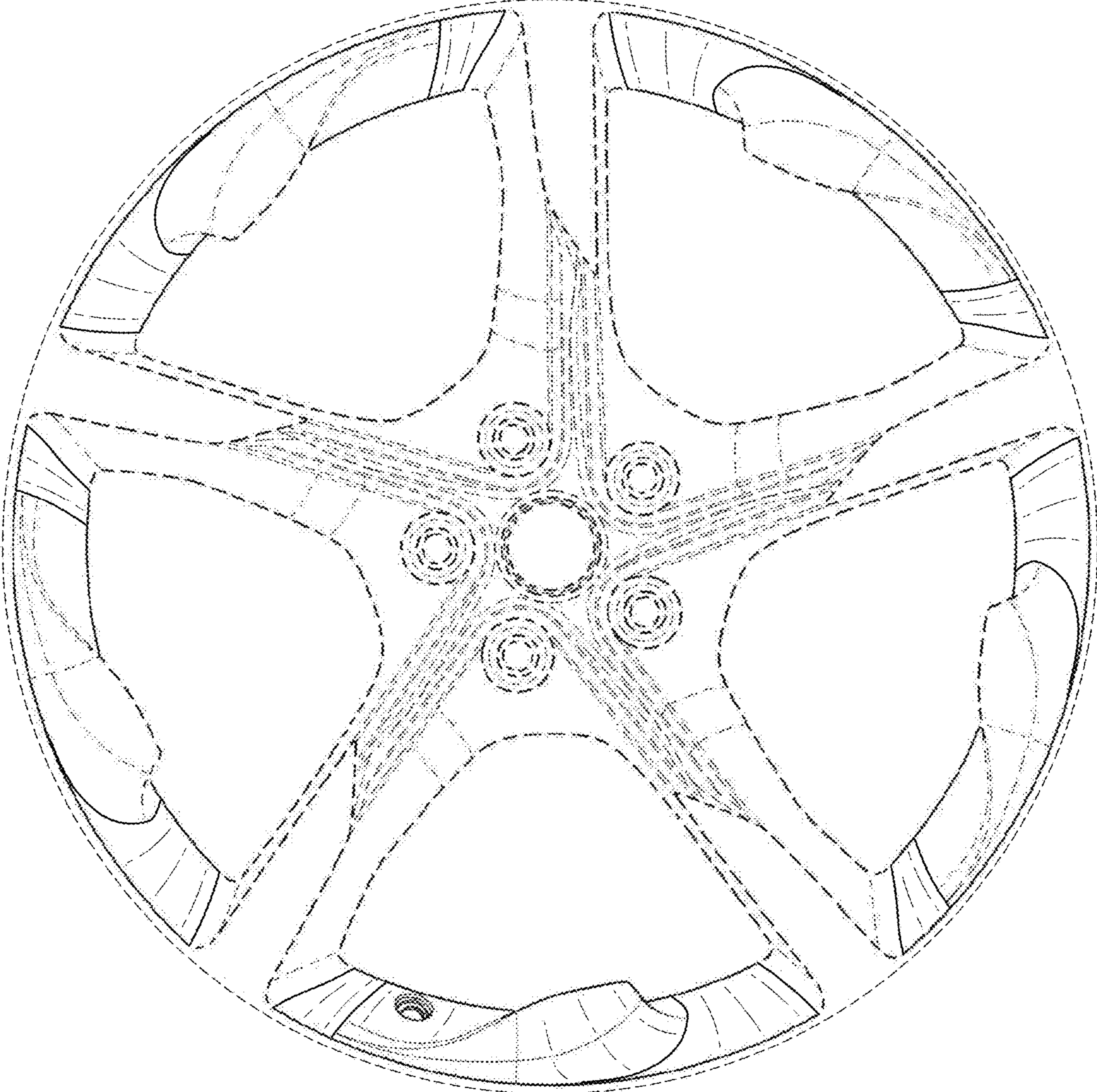


FIG. 2

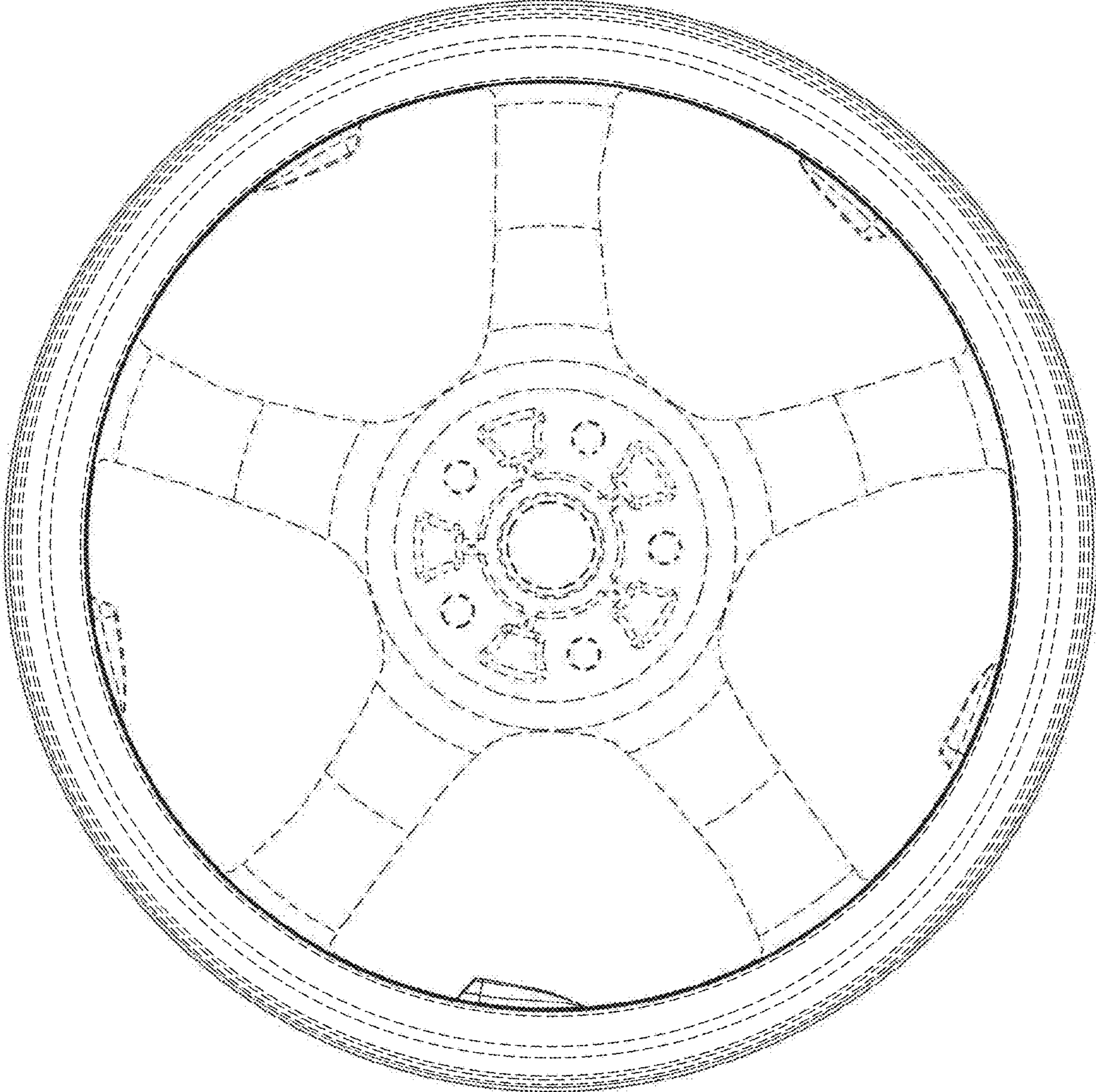


FIG. 3




FIG. 4




FIG. 5




FIG. 6



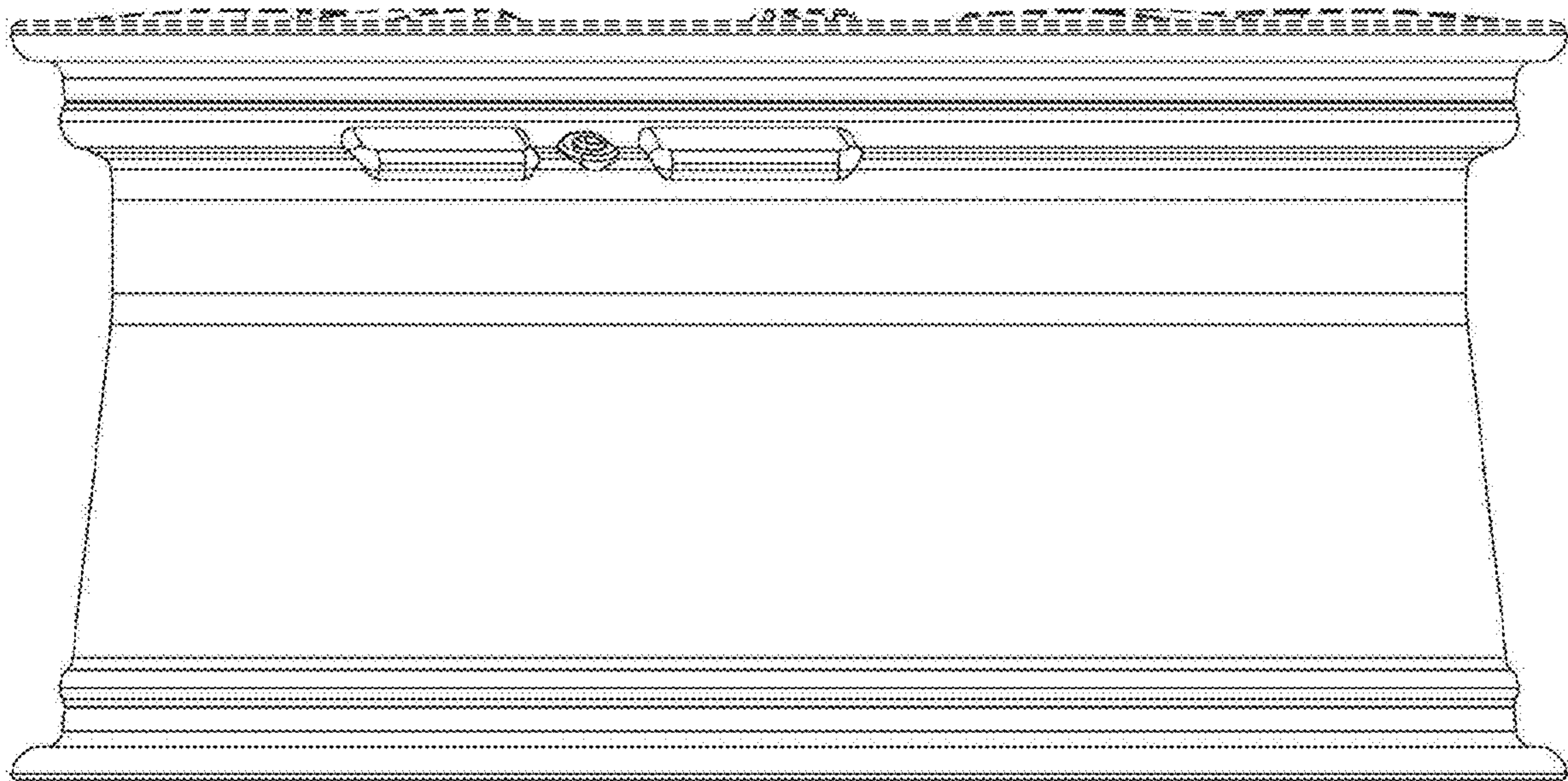


FIG. 7

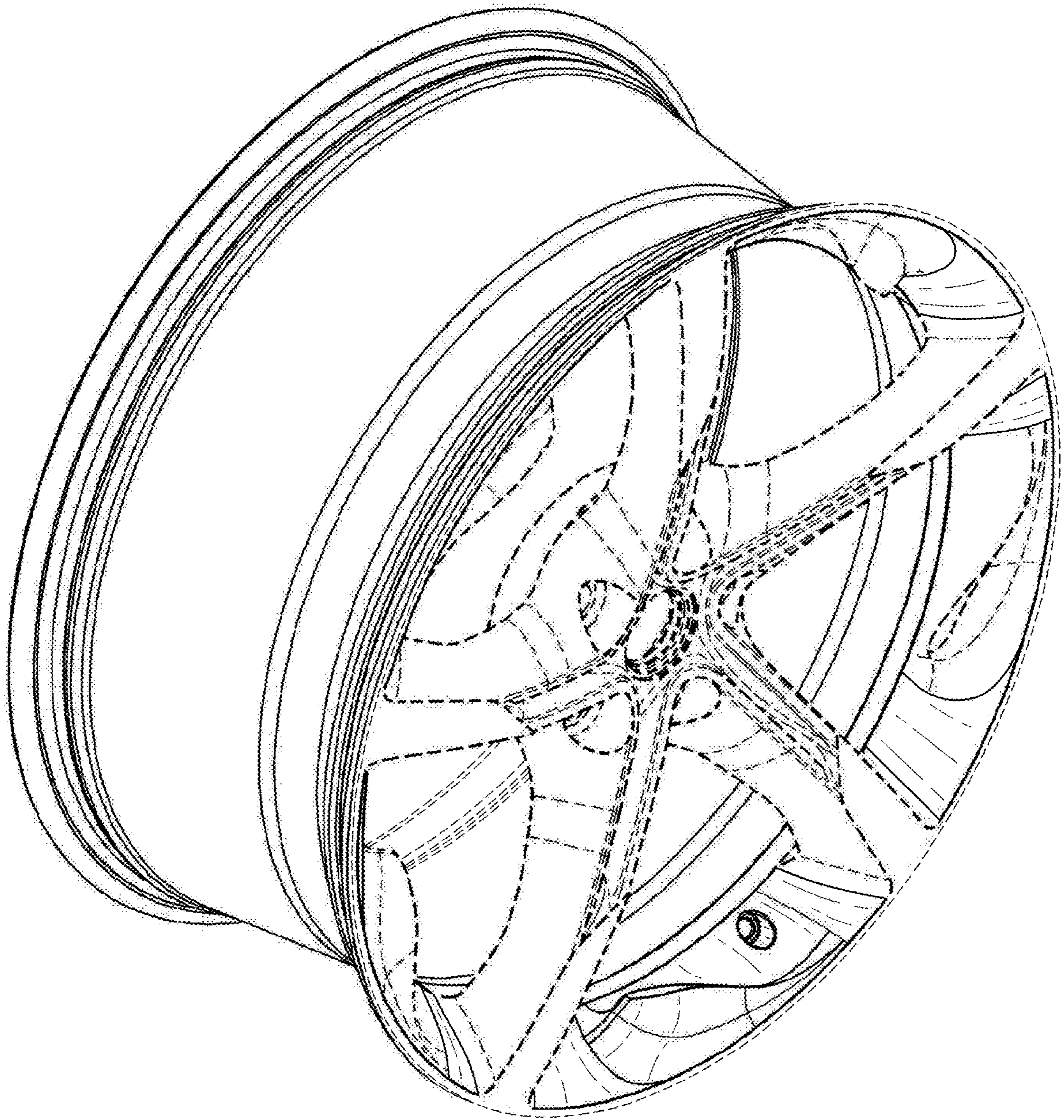


FIG. 8

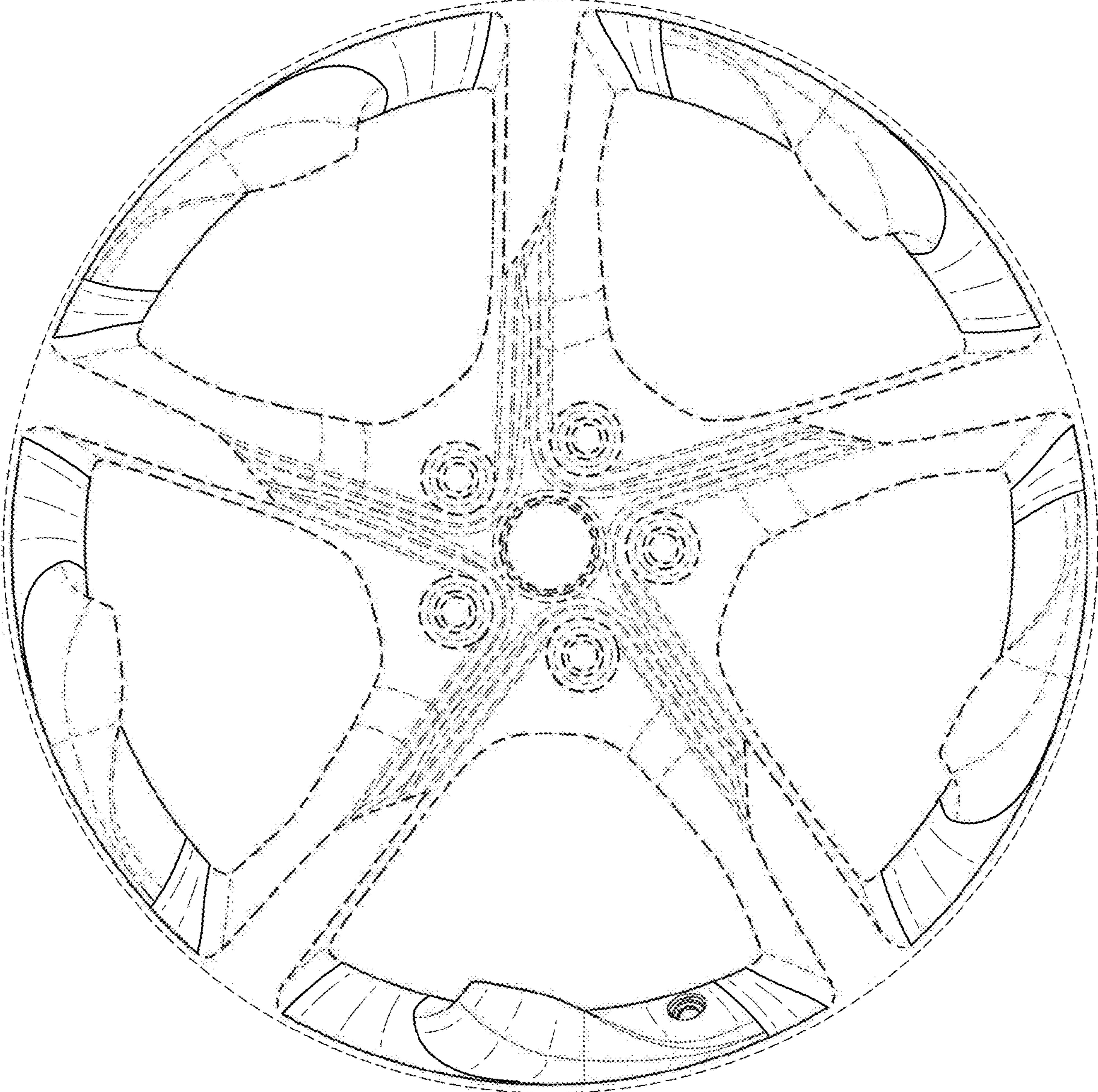


FIG. 9

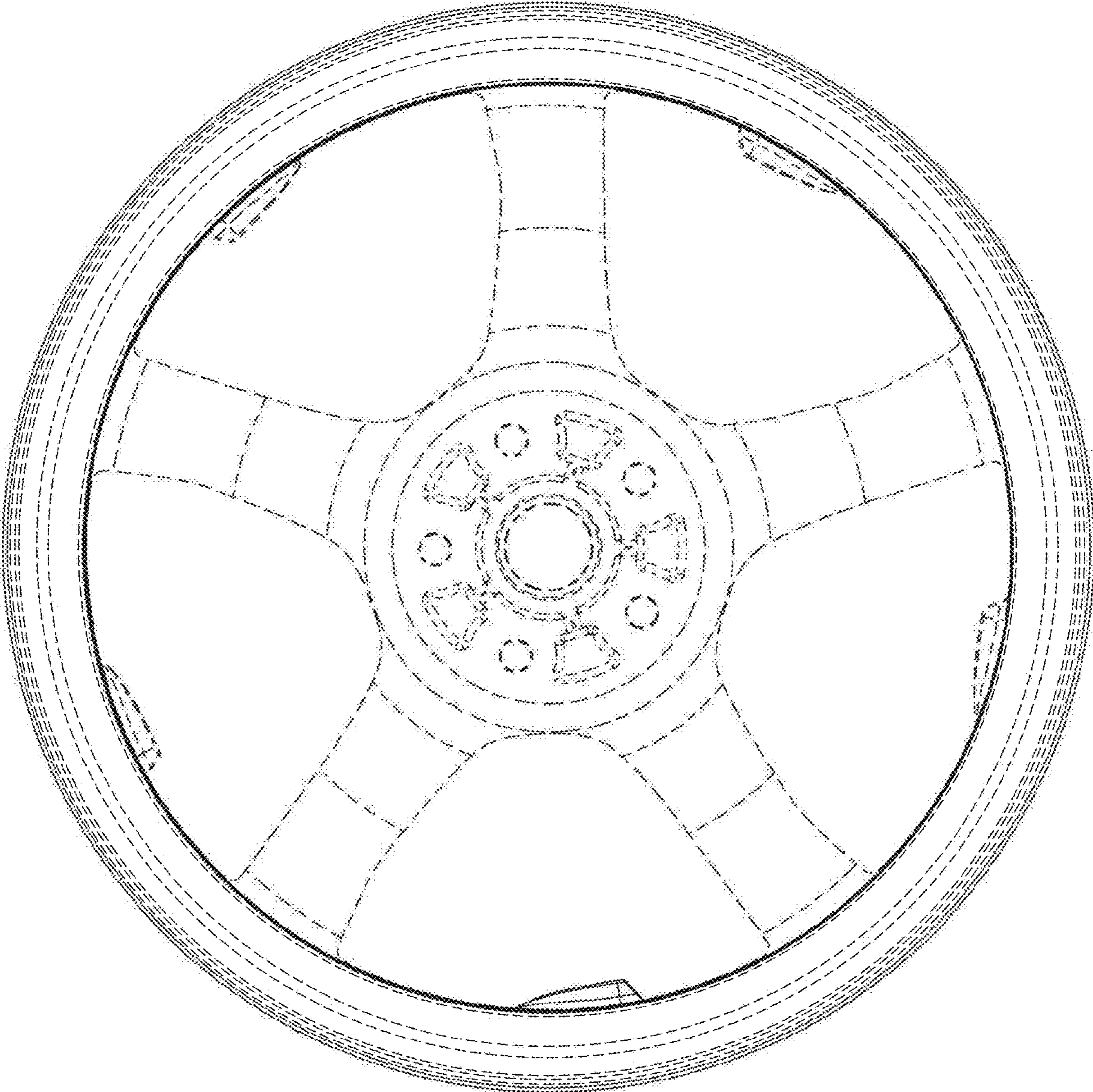


FIG. 10




FIG. 11




FIG. 12




FIG. 13

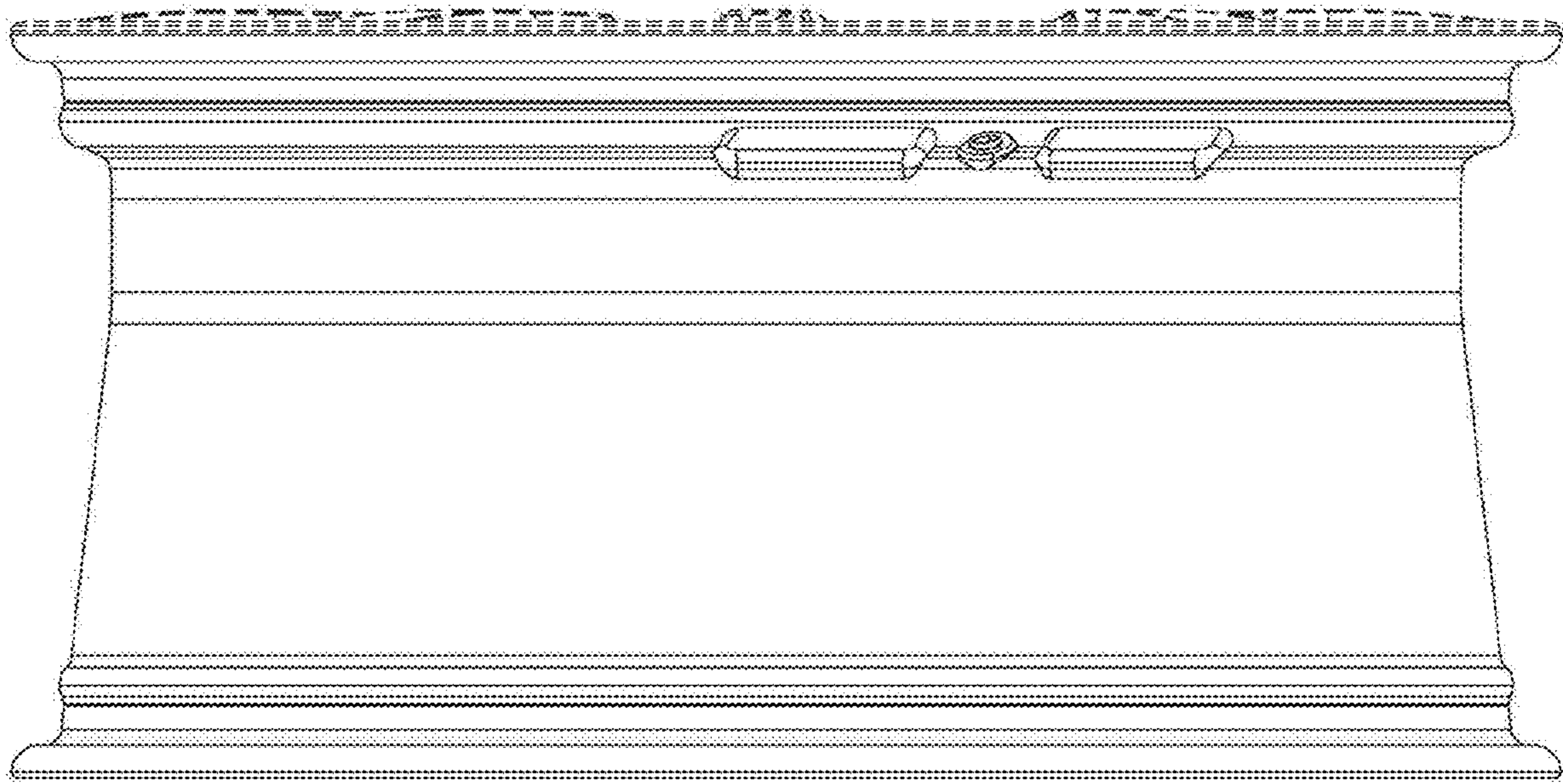


FIG. 14