



US00D955955S

(12) **United States Design Patent** (10) **Patent No.:** **US D955,955 S**
Biancalana et al. (45) **Date of Patent:** **** Jun. 28, 2022**

(54) **VEHICLE WHEEL RIM**
(71) Applicant: **Ferrari S.p.A.**, Modena (IT)
(72) Inventors: **Matteo Biancalana**, Modena (IT);
Flavio Manzoni, Maranello (IT)
(73) Assignee: **FERRARI S.p.A.**, Modena (IT)
(**) Term: **15 Years**
(21) Appl. No.: **29/757,815**
(22) Filed: **Nov. 10, 2020**

D502,909 S * 3/2005 Pfeiffer D12/211
D538,731 S * 3/2007 Iwauchi D12/211
D584,208 S * 1/2009 Markefka D12/209
D594,800 S * 6/2009 Blasi D12/209
9,545,819 B2 * 1/2017 von Tardy-Tuch
B60B 21/023
D791,670 S * 7/2017 Valencia Pollex D12/209
D793,324 S * 8/2017 Valencia Pollex D12/211
D795,779 S * 8/2017 Valencia Pollex D12/211
D798,213 S * 9/2017 Valencia Pollex D12/209

(Continued)

Primary Examiner — Darlington Ly
(74) *Attorney, Agent, or Firm* — Cowan, Liebowitz &
Latman, P.C.; Anastasia Zhadina

Related U.S. Application Data

(62) Division of application No. 35/507,740, filed on May 9, 2019 (U.S. filing date under 35 U.S.C. 384), and having an international filing date of May 9, 2019, now Pat. No. Des. 923,546.

Foreign Application Priority Data

Nov. 9, 2018 (EM) 005821550
(51) **LOC (13) Cl.** **12-16**
(52) **U.S. Cl.**
USPC **D12/209**

(58) **Field of Classification Search**
USPC D12/204–213
CPC B60B 1/00; B60B 1/08; B60B 1/10; B60B 1/12; B60B 3/04; B60B 3/06; B60B 3/10; B60B 3/02; B60B 7/00; B60B 7/01; B60B 7/02; B60B 7/04; B60B 7/06
See application file for complete search history.

References Cited

U.S. PATENT DOCUMENTS

D451,065 S * 11/2001 Braun D12/211
D455,693 S * 4/2002 Sato D12/209
D461,757 S * 8/2002 Taneoka D12/211

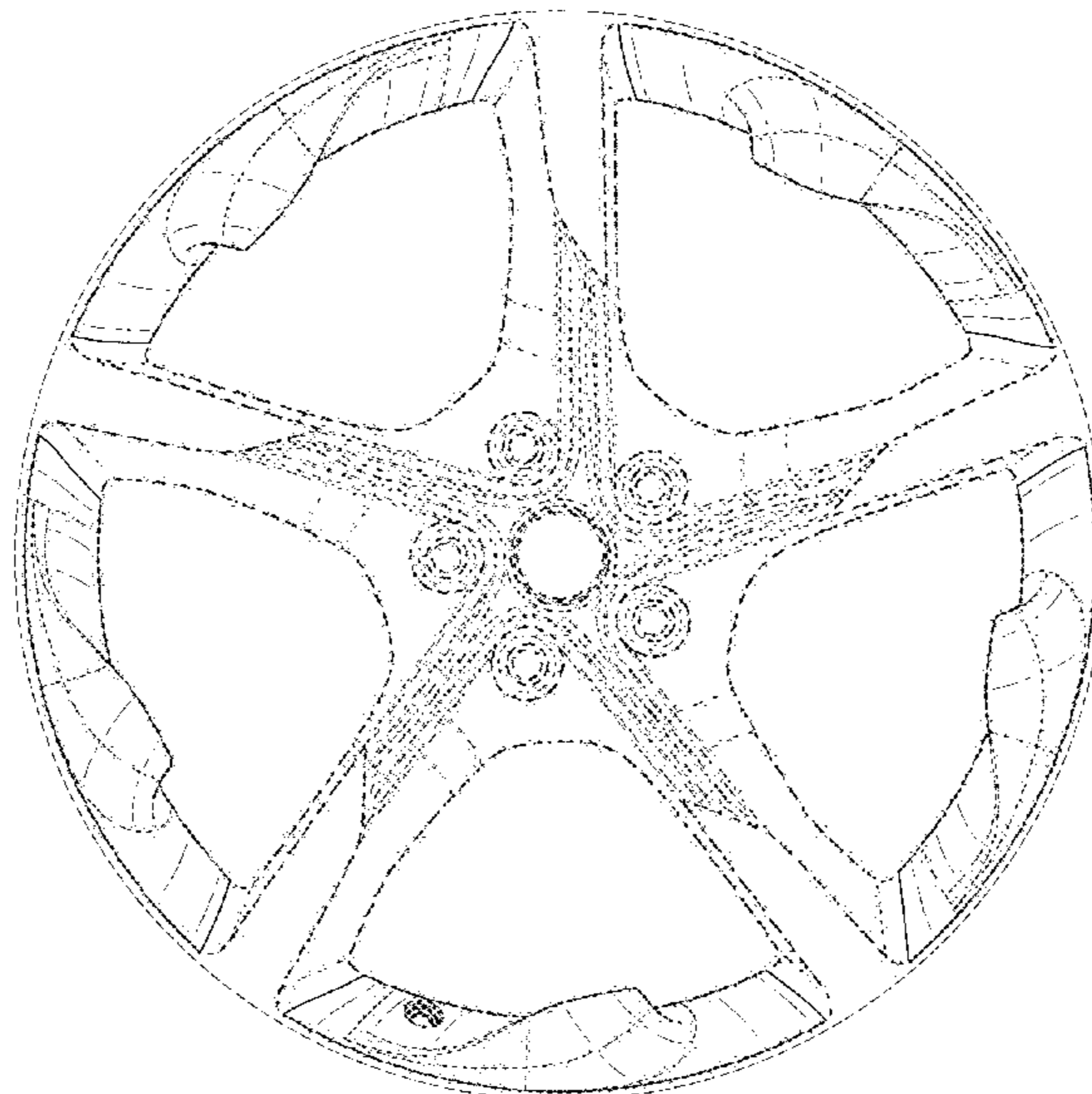
(57) **CLAIM**

The ornamental design for a vehicle wheel rim, as shown and described.

DESCRIPTION

FIG. 1 is a perspective view of a vehicle wheel rim embodying our new design in accordance to a first embodiment; FIG. 2 is a front elevation view thereof; FIG. 3 is a rear elevation view thereof; FIG. 4 is a right side elevation view thereof; FIG. 5 is a left side elevation view thereof; FIG. 6 is a top plan view thereof; and FIG. 7 is a bottom plan view thereof. FIG. 8 is a perspective view of a vehicle wheel rim embodying our new design in accordance to a second embodiment; FIG. 9 is a front elevation view thereof; FIG. 10 is a rear elevation view thereof; FIG. 11 is a right side elevation view thereof; FIG. 12 is a left side elevation view thereof; FIG. 13 is a top plan view thereof; and, FIG. 14 is a bottom plan view thereof. The broken lines shown are for the purpose of illustrating portions of the vehicle wheel rim and form no part of the claimed design.

1 Claim, 14 Drawing Sheets



(56)

References Cited

U.S. PATENT DOCUMENTS

D798,217	S	*	9/2017	Valencia Pollex	D12/211
D813,781	S	*	3/2018	Valencia Pollex	D12/209
D815,006	S	*	4/2018	Valencia Pollex	D12/209
D823,773	S	*	7/2018	Valencia Pollex	D12/209
10,112,436	B2	*	10/2018	Denmead	B60B 3/16
D832,764	S	*	11/2018	Valencia Pollex	D12/211
D847,719	S	*	5/2019	Rosello Visa	D12/209
D859,266	S	*	9/2019	Valencia Pollex	D12/209
D877,020	S	*	3/2020	Valencia Pollex	D12/209
D887,941	S	*	6/2020	Han	D12/209
D896,724	S	*	9/2020	Valencia Pollex	D12/209
D897,260	S	*	9/2020	Rosello Visa	D12/209
D912,589	S	*	3/2021	Hale, Jr.	D12/209
D912,595	S	*	3/2021	VanRyn	D12/209
D913,891	S	*	3/2021	Lee	D12/209
D913,894	S	*	3/2021	Lee	D12/209
D914,574	S	*	3/2021	VanRyn	D12/209
D924,115	S	*	7/2021	Setter	D12/209
D924,773	S	*	7/2021	Kalha	D12/209

* cited by examiner

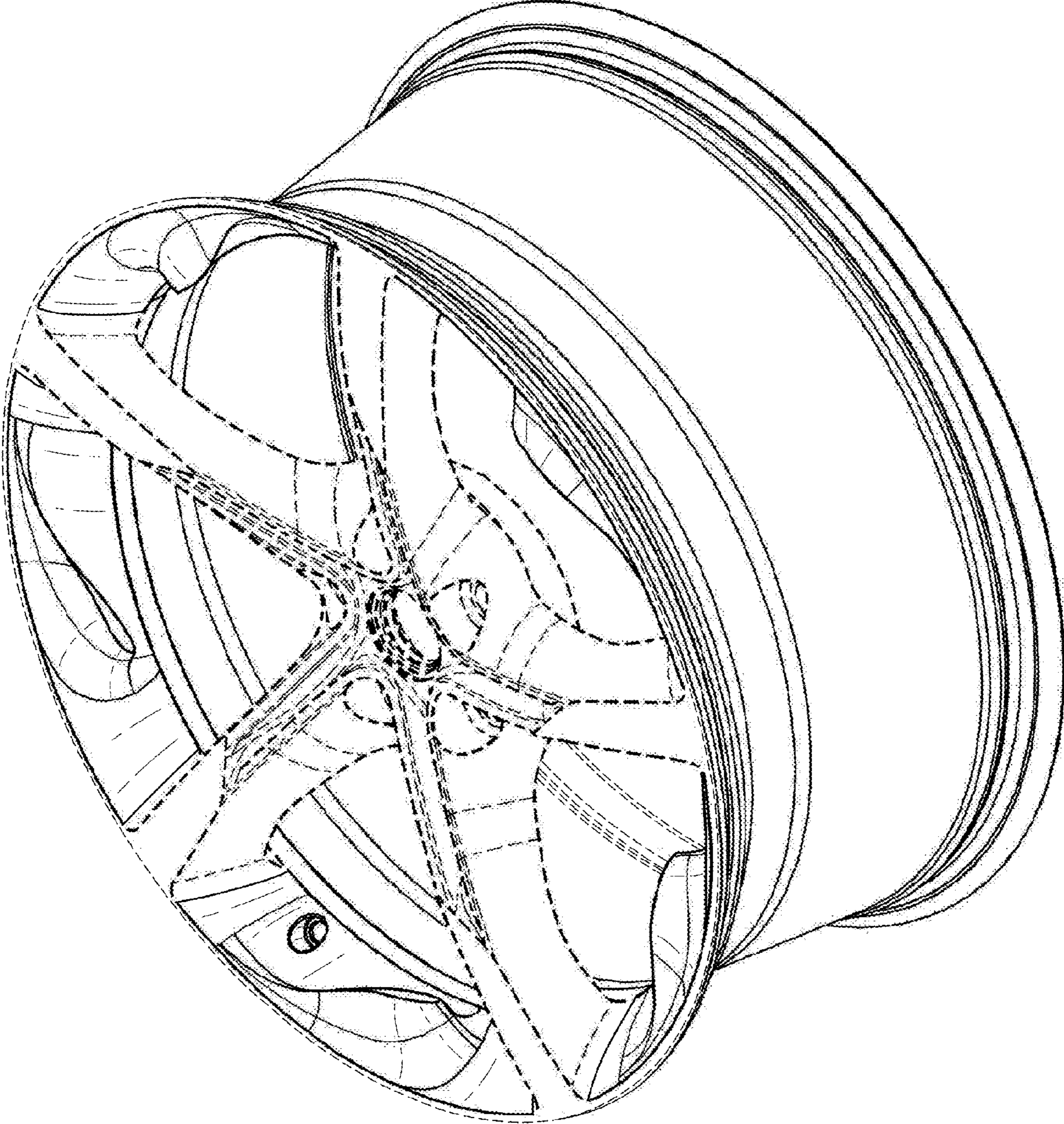


FIG. 1

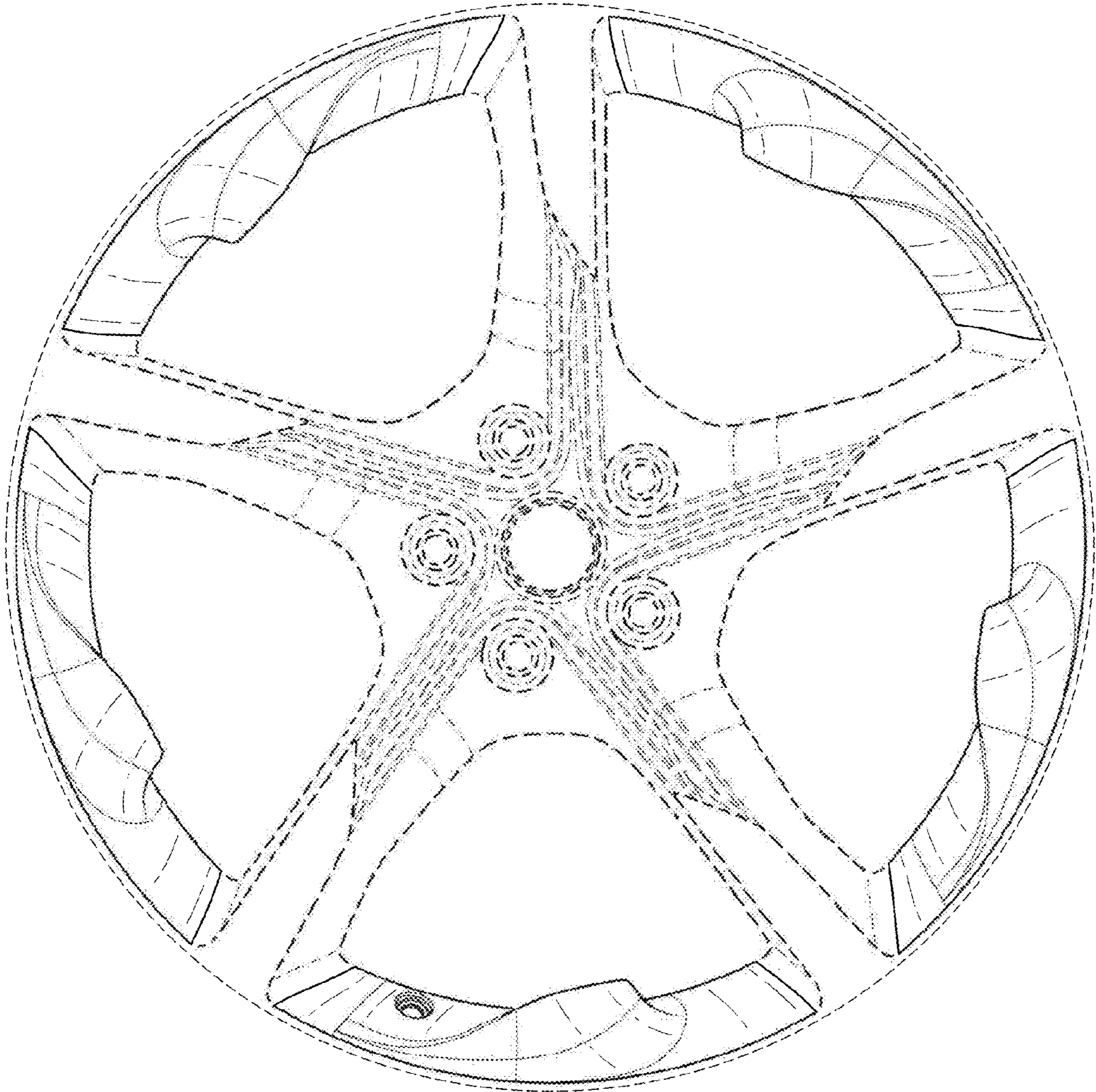


FIG. 2

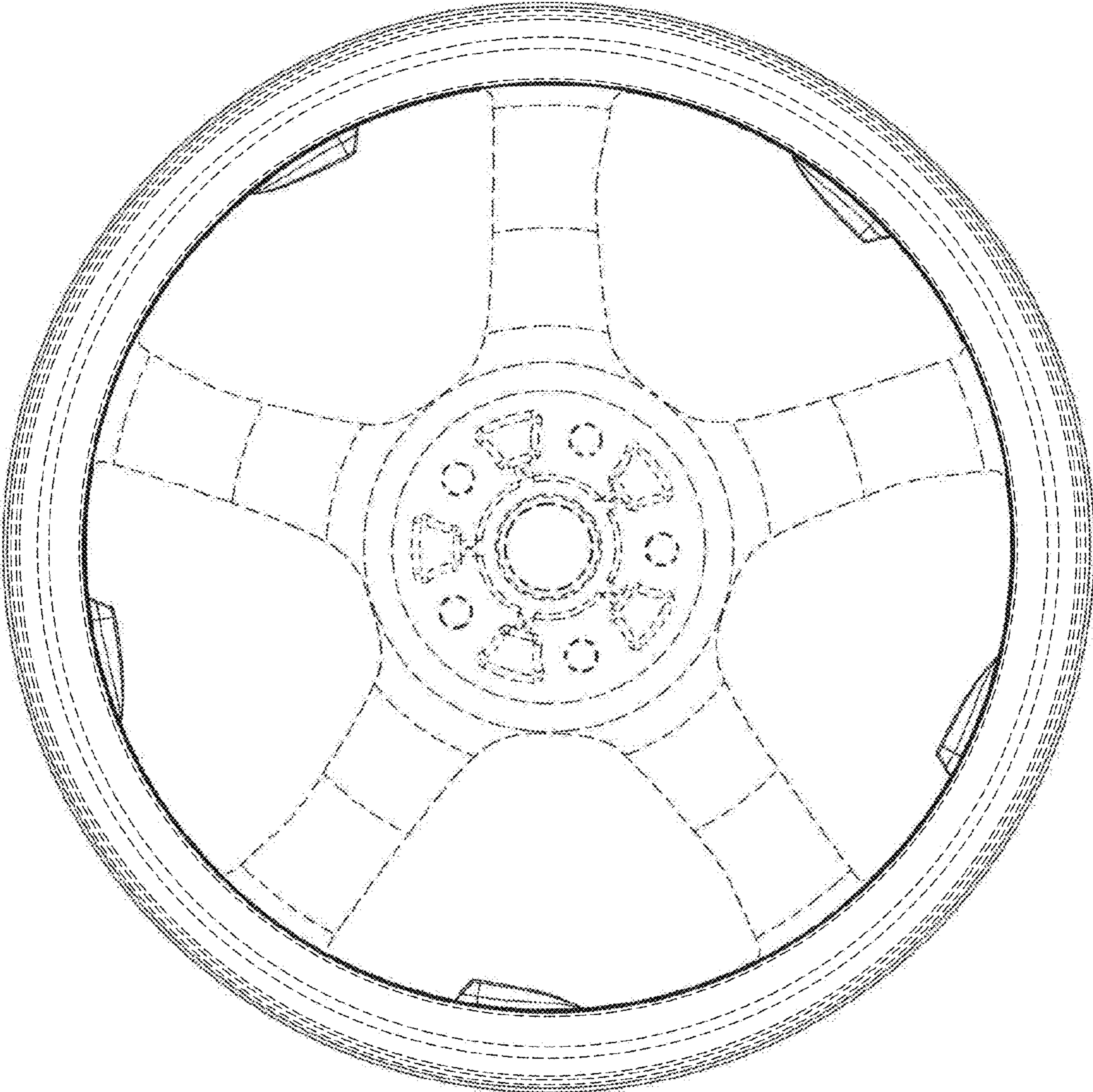


FIG. 3




FIG. 4




FIG. 5




FIG. 6

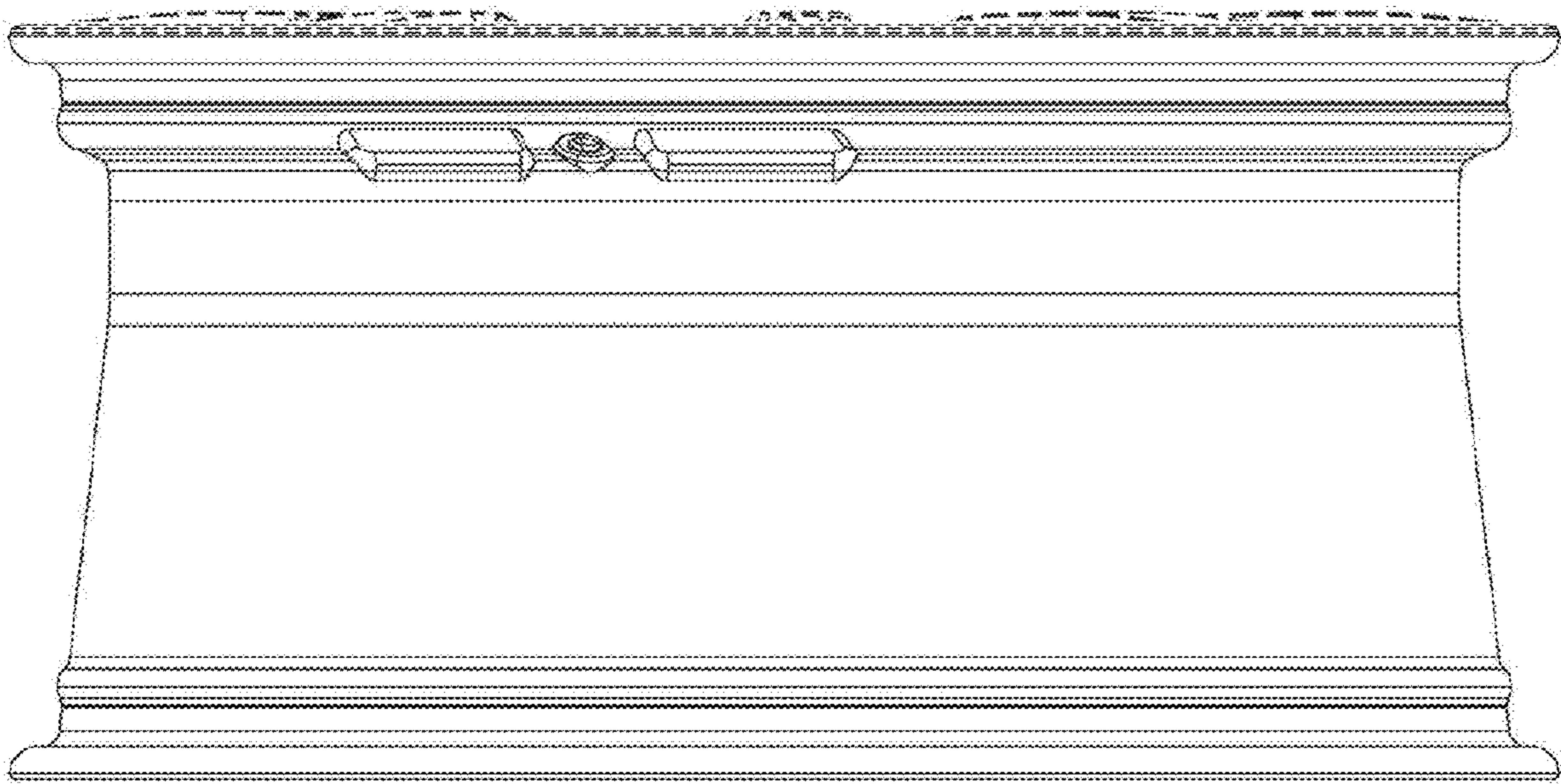


FIG. 7

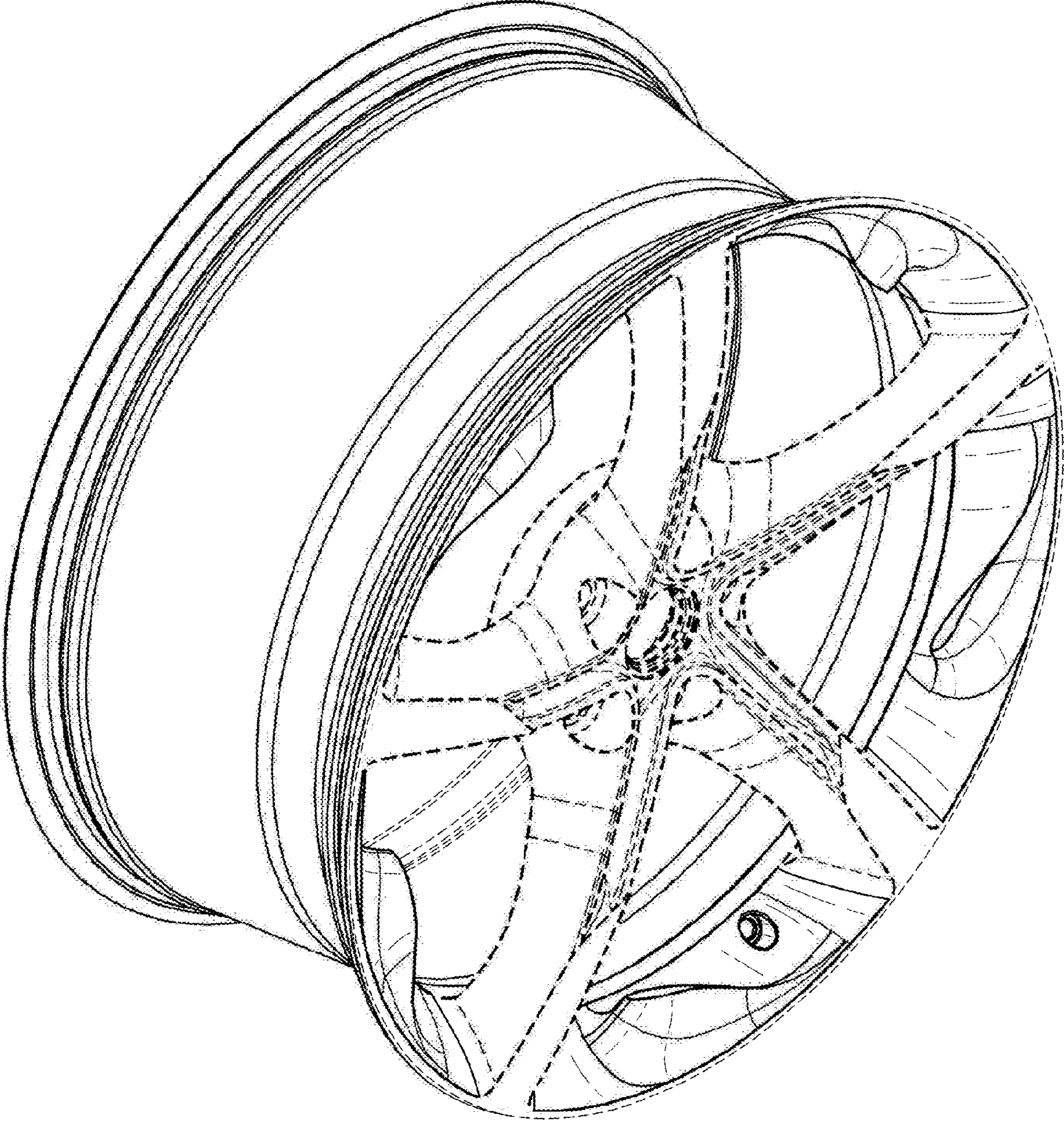


FIG. 8

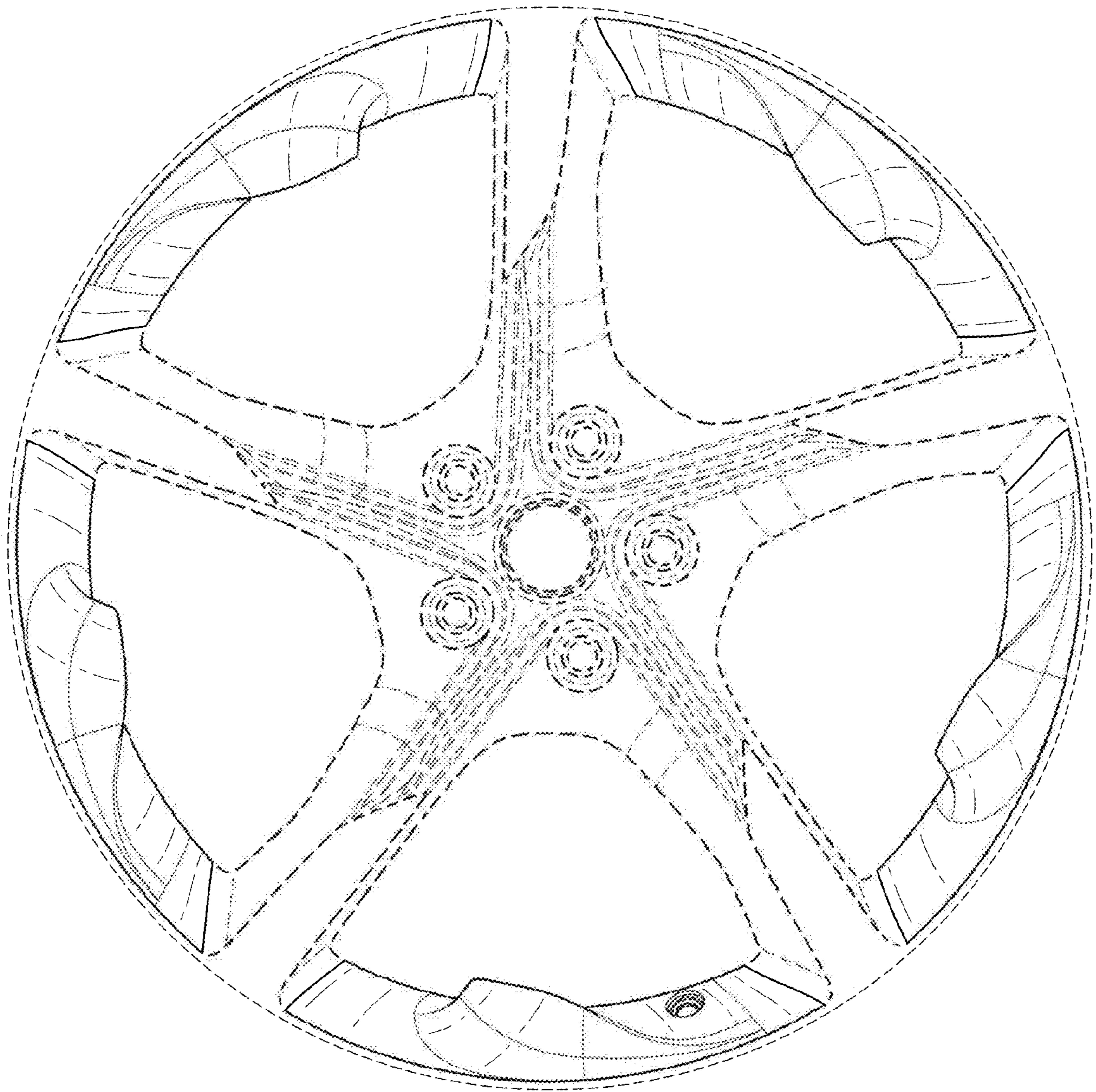


FIG. 9

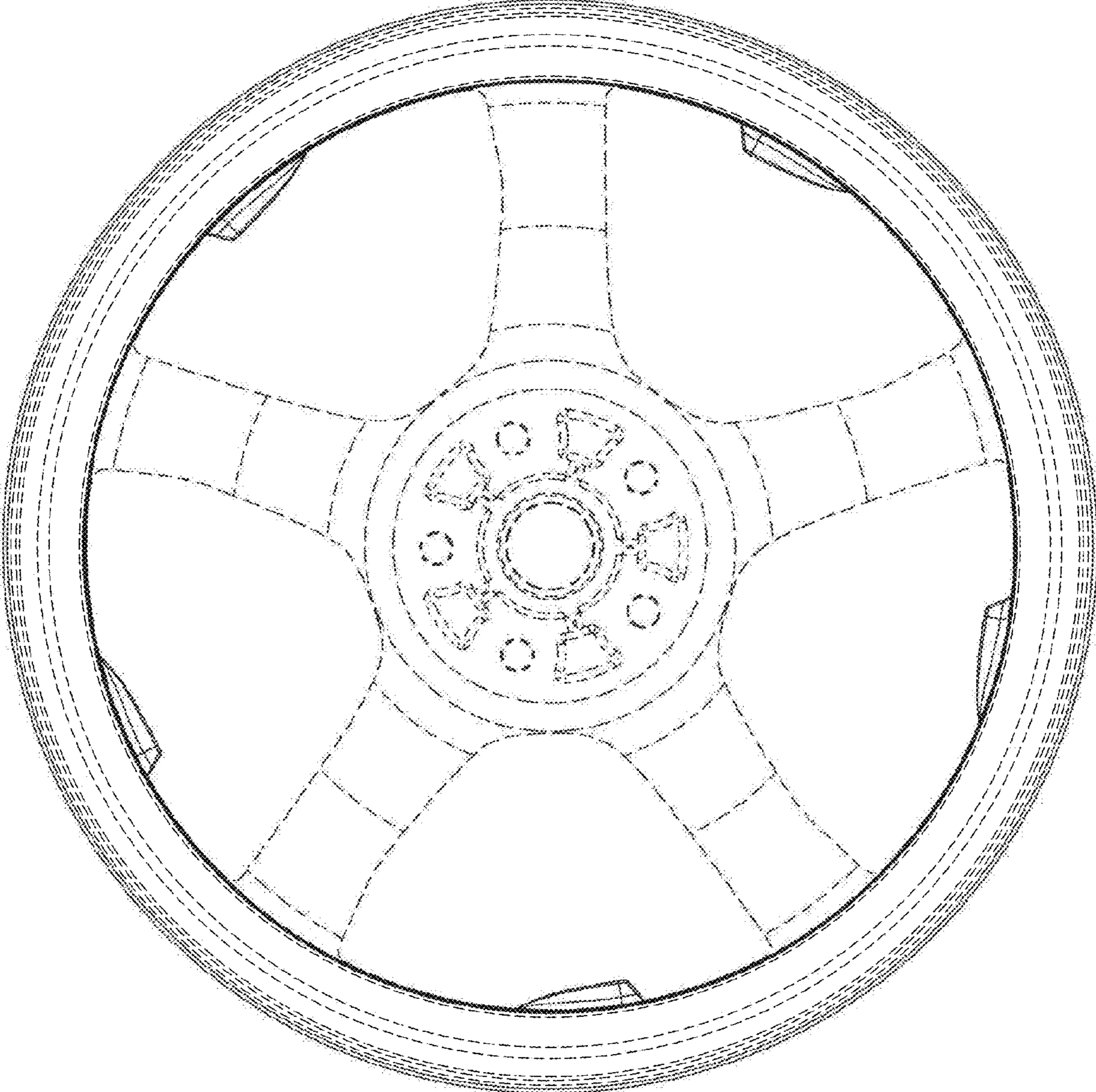


FIG. 10




FIG. 11




FIG. 12




FIG. 13

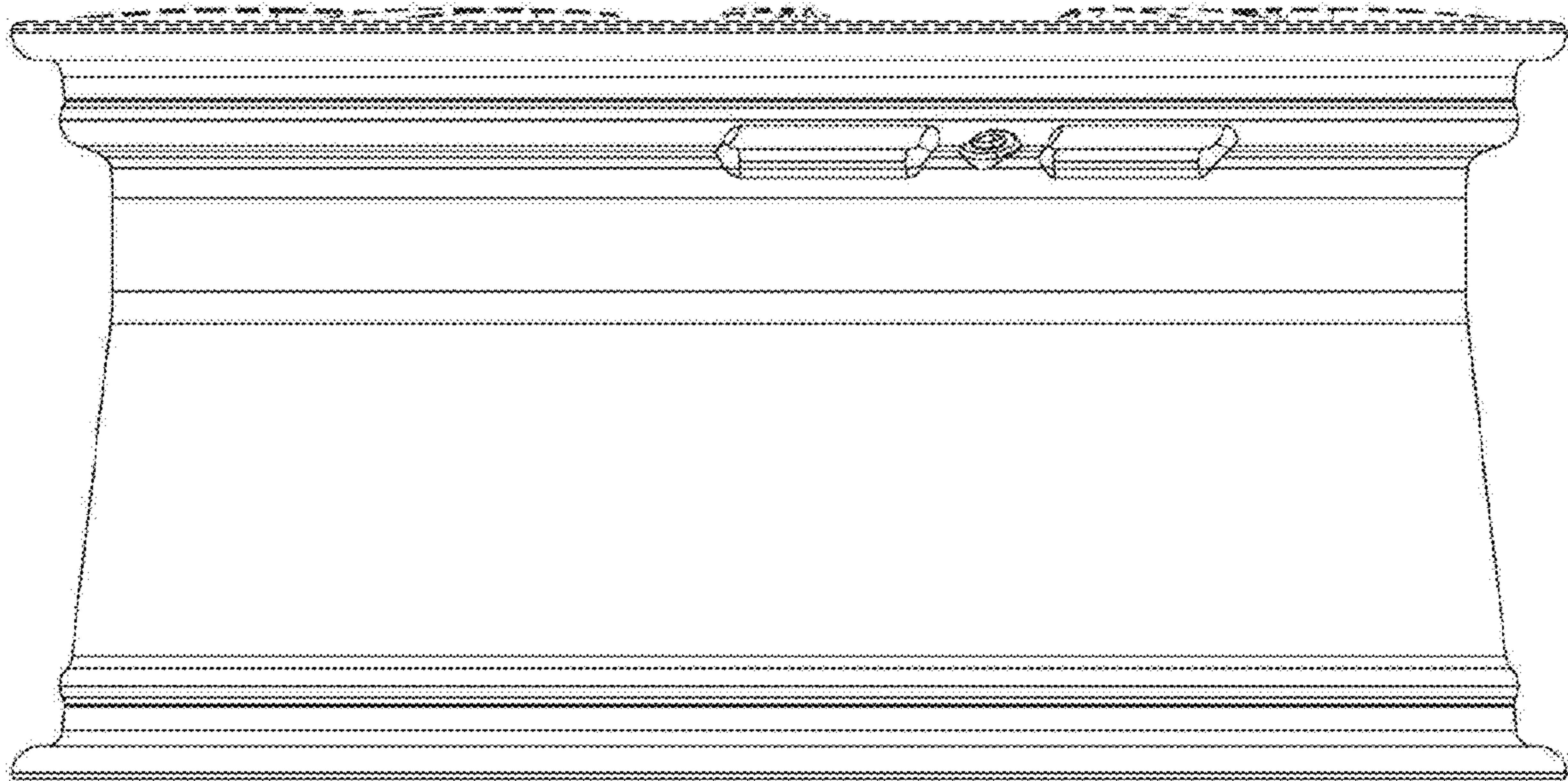


FIG. 14